












Individual Results - Men

TRAVEL THE WORLD - France | #4 | ASIA

Villes-sur-Auzon FR | #4

Start time UTC: 11:00:00

Rank abs/cat	Jersey	Name	CoR	DoB	INT1	INT2	INT3	Finishtime					
1.		Depaul Gabriele		1988	00:08:24.0	00:21:37.2	00:32:49.4	00:37:54.5	+00:00:00.0				
1.Men 31 - 40		2000m 00:03:53.6		4000m 00:07:46.8	6000m 00:10:58.2	8000m 00:14:13.3	10000m 00:17:25.7	12000m 00:20:44.8	14000m 00:24:20.3	16000m 00:28:04.7	18000m 00:31:55.8	20000m 00:35:13.3	
					Username ilpittore								
2.		Vlieghe Jan		1979	00:08:23.8	00:21:53.6	00:33:47.6	00:38:31.4	+00:00:36.9				
1.Men 41 - 50		2000m 00:03:50.3		4000m 00:07:47.7	6000m 00:10:59.1	8000m 00:14:13.1	10000m 00:17:25.8	12000m 00:20:44.9	14000m 00:24:30.2	16000m 00:28:28.8	18000m 00:32:31.0	20000m 00:35:48.2	
					Username jvlieghe								
3.		Crampon Loic		1984	00:08:23.8	00:21:55.2	00:33:55.9	00:38:39.4	+00:00:44.9				
2.Men 31 - 40		2000m 00:03:50.4		4000m 00:07:48.9	6000m 00:10:58.9	8000m 00:14:13.6	10000m 00:17:25.7	12000m 00:20:44.9	14000m 00:24:34.5	16000m 00:28:29.5	18000m 00:32:33.0	20000m 00:35:57.3	
					Username loic_1111								
4.		Gregory Kevin		1968	00:09:02.8	00:22:18.8	00:34:22.1	00:39:05.6	+00:01:11.1				
1.Men 51 - 60		2000m 00:03:57.7		4000m 00:08:03.2	6000m 00:11:21.2	8000m 00:14:36.3	10000m 00:17:50.0	12000m 00:21:08.1	14000m 00:24:58.3	16000m 00:28:48.9	18000m 00:32:58.3	20000m 00:36:22.6	
					Username kevingre								
5.		Simons Ward		1986	00:08:47.5	00:22:19.5	00:34:18.4	00:39:36.4	+00:01:41.9				
3.Men 31 - 40		2000m 00:03:50.4		4000m 00:07:49.8	6000m 00:11:01.1	8000m 00:14:19.2	10000m 00:17:40.0	12000m 00:21:08.1	14000m 00:24:58.2	16000m 00:28:56.5	18000m 00:33:15.1	20000m 00:36:51.5	
					Username wards								
6.		Rehora Radoslav		1986	00:09:42.6	00:22:49.5	00:35:10.9	00:39:42.7	+00:01:48.2				
4.Men 31 - 40		2000m 00:04:32.5		4000m 00:08:42.9	6000m 00:11:57.3	8000m 00:15:07.2	10000m 00:18:16.6	12000m 00:21:36.2	14000m 00:25:29.3	16000m 00:29:32.8	18000m 00:33:45.1	20000m 00:37:11.7	
					Username radorehora								
7.		Silva Pedro Rui		1977	00:09:15.0	00:23:18.2	00:35:31.0	00:40:03.1	+00:02:08.6				
2.Men 41 - 50		2000m 00:04:14.5		4000m 00:08:37.9	6000m 00:12:00.2	8000m 00:15:26.5	10000m 00:18:44.9	12000m 00:22:05.3	14000m 00:26:00.4	16000m 00:30:04.7	18000m 00:34:09.8	20000m 00:37:29.3	
					Username PedroRuiSilva								
8.		Panchenko Egor		1986	00:09:04.6	00:23:01.2	00:35:01.4	00:40:06.9	+00:02:12.3				
5.Men 31 - 40		2000m 00:04:05.4		4000m 00:08:24.9	6000m 00:11:50.8	8000m 00:15:15.0	10000m 00:18:36.8	12000m 00:22:07.7	14000m 00:25:56.0	16000m 00:29:49.4	18000m 00:34:05.1	20000m 00:37:28.1	
					Username gorian								
9.		Lenz Oliver		1971	00:09:14.2	00:22:54.0	00:35:26.6	00:40:12.0	+00:02:17.5				
3.Men 41 - 50		2000m 00:04:03.2		4000m 00:08:11.7	6000m 00:11:30.8	8000m 00:14:55.1	10000m 00:18:18.9	12000m 00:21:39.9	14000m 00:25:42.1	16000m 00:29:49.9	18000m 00:34:06.2	20000m 00:37:28.5	
					Username ol007								
10.		Grosen Mads		1975	00:09:27.6	00:23:05.4	00:35:37.9	00:40:19.9	+00:02:25.3				
4.Men 41 - 50		2000m 00:04:01.6		4000m 00:08:24.7	6000m 00:11:47.0	8000m 00:15:15.5	10000m 00:18:35.7	12000m 00:22:07.3	14000m 00:26:00.4	16000m 00:30:03.7	18000m 00:34:12.3	20000m 00:37:39.5	
					Username grochang								

Rank abs/cat	Jersey	Name	CoR	DoB	INT1	INT2	INT3	Finishtime	
11.		Sabadin Michele A.S.D. Team C.		1985	00:08:51.0	00:22:54.7	00:35:35.4	00:40:27.7	+00:02:33.1
6.Men 31 - 40		2000m 4000m 6000m 8000m 10000m 12000m 14000m 16000m 18000m 20000m 00:04:02.3 00:08:12.1 00:11:32.4 00:14:55.8 00:18:16.7 00:21:40.3 00:25:40.7 00:29:50.7 00:34:09.1 00:37:43.7							
12.		Jones Mark FWRC		1976	00:08:58.1	00:23:12.4	00:35:53.0	00:40:41.9	+00:02:47.4
5.Men 41 - 50		2000m 4000m 6000m 8000m 10000m 12000m 14000m 16000m 18000m 20000m 00:03:50.4 00:07:52.6 00:11:27.3 00:14:59.4 00:18:17.8 00:21:48.3 00:26:03.3 00:30:11.7 00:34:25.4 00:38:00.5							
13.		Enders Christian		1986	00:09:39.2	00:23:08.2	00:36:07.7	00:40:49.2	+00:02:54.7
7.Men 31 - 40		2000m 4000m 6000m 8000m 10000m 12000m 14000m 16000m 18000m 20000m 00:04:18.7 00:08:36.8 00:12:00.0 00:15:26.4 00:18:45.8 00:22:09.0 00:26:10.7 00:30:27.0 00:34:42.1 00:38:13.8							
14.		de Gast Arjan		1966	00:09:51.0	00:23:31.4	00:36:08.5	00:40:49.5	+00:02:55.0
2.Men 51 - 60		2000m 4000m 6000m 8000m 10000m 12000m 14000m 16000m 18000m 20000m 00:04:17.6 00:08:48.1 00:12:12.4 00:15:39.6 00:18:55.9 00:22:16.1 00:26:14.4 00:30:26.6 00:34:43.2 00:38:14.6							
15.		Clark Andy		1971	00:09:15.4	00:23:23.0	00:36:19.8	00:41:07.6	+00:03:13.0
6.Men 41 - 50		2000m 4000m 6000m 8000m 10000m 12000m 14000m 16000m 18000m 20000m 00:04:10.7 00:08:37.4 00:11:59.6 00:15:25.0 00:18:45.5 00:22:08.6 00:26:11.1 00:30:27.4 00:34:47.7 00:38:27.3							
16.		Losekoot Senne_Jorre		2005	00:09:27.1	00:23:21.0	00:36:19.1	00:41:23.7	+00:03:29.2
1.Men until 20		2000m 4000m 6000m 8000m 10000m 12000m 14000m 16000m 18000m 20000m 00:04:00.6 00:08:23.7 00:11:50.3 00:15:14.6 00:18:35.9 00:22:04.9 00:26:10.3 00:30:27.7 00:34:48.2 00:38:31.5							
17.		Valeev Maxim Ushakov Rowing		1977	00:09:04.1	00:23:25.4	00:36:44.6	00:41:27.0	+00:03:32.5
7.Men 41 - 50		2000m 4000m 6000m 8000m 10000m 12000m 14000m 16000m 18000m 20000m 00:04:02.4 00:08:24.1 00:11:50.4 00:15:14.3 00:18:36.0 00:22:07.2 00:26:19.5 00:30:46.7 00:35:14.2 00:38:49.6							
18.		den Ouden DJ		1975	00:10:22.3	00:24:12.4	00:36:42.3	00:41:34.0	+00:03:39.5
8.Men 41 - 50		2000m 4000m 6000m 8000m 10000m 12000m 14000m 16000m 18000m 20000m 00:04:49.7 00:09:22.1 00:12:46.3 00:16:11.8 00:19:27.0 00:22:54.0 00:26:57.5 00:31:09.1 00:35:34.3 00:39:06.9							
19.		Sauermann Alexander		1982	00:09:27.4	00:23:25.7	00:37:06.2	00:41:34.4	+00:03:39.8
8.Men 31 - 40		2000m 4000m 6000m 8000m 10000m 12000m 14000m 16000m 18000m 20000m 00:04:01.3 00:08:25.0 00:11:47.3 00:15:14.7 00:18:35.8 00:22:08.1 00:26:19.3 00:30:47.9 00:35:28.2 00:39:07.5							
20.		Hardy Nigel		1964	00:09:55.5	00:23:50.1	00:36:51.3	00:41:46.0	+00:03:51.4
3.Men 51 - 60		2000m 4000m 6000m 8000m 10000m 12000m 14000m 16000m 18000m 20000m 00:04:25.3 00:08:53.0 00:12:21.4 00:15:49.6 00:19:14.6 00:22:46.1 00:26:54.2 00:31:06.0 00:35:25.4 00:38:58.8							
21.		Stückler Oliver Arb Sparkasse Neunkirchen		1976	00:09:38.6	00:23:50.5	00:36:56.6	00:41:52.1	+00:03:57.6
9.Men 41 - 50		2000m 4000m 6000m 8000m 10000m 12000m 14000m 16000m 18000m 20000m 00:04:06.5 00:08:37.0 00:12:03.1 00:15:39.6 00:19:05.7 00:22:47.0 00:26:54.8 00:31:09.8 00:35:25.3 00:39:04.7							
22.		proaza Proaza jakimati Pegate Ahi		1973	00:10:02.0	00:24:12.1	00:36:32.5	00:41:52.4	+00:03:57.8
10.Men 41 - 50		2000m 4000m 6000m 8000m 10000m 12000m 14000m 16000m 18000m 20000m 00:04:29.6 00:08:57.6 00:12:33.2 00:16:07.8 00:19:27.8 00:22:54.1 00:26:57.7 00:31:08.9 00:35:27.6 00:39:05.6							
23.		Santos Mário Individual		1962	00:09:52.9	00:23:46.3	00:36:32.5	00:42:09.9	+00:04:15.4
4.Men 51 - 60		2000m 4000m 6000m 8000m 10000m 12000m 14000m 16000m 18000m 20000m 00:04:16.6 00:08:48.1 00:12:21.4 00:15:50.6 00:19:14.0 00:22:47.1 00:26:55.6 00:31:07.7 00:35:27.2 00:39:12.8							
24.		Van Stiphout Dirk		1972	00:09:51.7	00:24:06.4	00:37:24.6	00:42:28.9	+00:04:34.4
11.Men 41 - 50		2000m 4000m 6000m 8000m 10000m 12000m 14000m 16000m 18000m 20000m 00:04:14.7 00:08:48.1 00:12:15.4 00:15:50.6 00:19:14.7 00:22:46.4 00:26:57.6 00:31:20.0 00:35:50.7 00:39:40.9							

ROUVY

ELITE

Santini

NUTREND®

Rank abs/cat	Jersey	Name	CoR	DoB	INT1	INT2	INT3	Finishtime	
25.		Sankauskas Dovydas Vilnius		1978	00:09:55.1	00:23:49.4	00:37:47.0	00:42:46.9	+00:04:52.4
12.Men 41 - 50		2000m 4000m 6000m 8000m 10000m 12000m 14000m 16000m 18000m 20000m			00:04:25.3 00:08:52.0 00:12:21.0 00:15:50.6 00:19:15.0 00:22:47.1 00:26:54.4 00:31:20.7 00:36:08.6 00:40:00.8				
26.		Erasmus Ronald		1968	00:09:04.2	00:23:54.2	00:38:03.7	00:42:56.9	+00:05:02.4
5.Men 51 - 60		2000m 4000m 6000m 8000m 10000m 12000m 14000m 16000m 18000m 20000m			00:04:00.6 00:08:26.0 00:11:56.3 00:15:25.7 00:18:46.0 00:22:23.3 00:26:58.5 00:31:42.9 00:36:27.8 00:40:13.9				
27.		Van Raemdonck Tom De Bevernaar - Peloton dHiver		1978	00:09:43.1	00:24:07.1	00:37:40.6	00:42:57.1	+00:05:02.6
13.Men 41 - 50		2000m 4000m 6000m 8000m 10000m 12000m 14000m 16000m 18000m 20000m			00:04:13.4 00:08:39.7 00:12:15.4 00:15:50.6 00:19:15.2 00:22:47.1 00:27:04.7 00:31:43.0 00:36:27.3 00:40:13.6				
28.		Gaillac Alexis		1982	00:09:45.3	00:24:33.3	00:38:10.2	00:43:07.4	+00:05:12.8
9.Men 31 - 40		2000m 4000m 6000m 8000m 10000m 12000m 14000m 16000m 18000m 20000m			00:04:21.4 00:09:02.9 00:12:41.1 00:16:17.5 00:19:45.9 00:23:27.1 00:27:43.6 00:32:12.2 00:36:37.7 00:40:19.9				
29.		Mueck Marcel		1977	00:10:00.6	00:24:51.0	00:38:04.5	00:43:21.9	+00:05:27.4
14.Men 41 - 50		2000m 4000m 6000m 8000m 10000m 12000m 14000m 16000m 18000m 20000m			00:04:19.7 00:08:55.0 00:12:33.9 00:16:07.6 00:19:38.9 00:23:27.9 00:27:45.8 00:32:12.1 00:36:51.6 00:40:38.7				
30.		Kalincik Marek		1975	00:09:46.2	00:24:18.2	00:38:38.9	00:43:28.3	+00:05:33.8
15.Men 41 - 50		2000m 4000m 6000m 8000m 10000m 12000m 14000m 16000m 18000m 20000m			00:04:25.5 00:09:05.9 00:12:33.5 00:16:07.5 00:19:30.8 00:23:07.3 00:27:31.7 00:32:08.0 00:36:56.6 00:40:53.7				
31.		Van den Brande Noel Lilse Bikers		1965	00:09:43.0	00:24:34.1	00:38:28.7	00:43:41.5	+00:05:47.0
6.Men 51 - 60		2000m 4000m 6000m 8000m 10000m 12000m 14000m 16000m 18000m 20000m			00:04:07.8 00:08:32.7 00:12:15.5 00:15:52.7 00:19:26.9 00:23:13.3 00:27:42.9 00:32:11.3 00:36:49.4 00:40:41.9				
32.		Koops van t Jagt Frank		1985	00:09:59.2	00:25:32.2	00:39:11.8	00:43:46.6	+00:05:52.0
10.Men 31 - 40		2000m 4000m 6000m 8000m 10000m 12000m 14000m 16000m 18000m 20000m			00:04:26.3 00:09:19.0 00:13:02.3 00:16:58.9 00:20:37.9 00:24:23.2 00:28:43.8 00:33:08.9 00:37:42.4 00:41:11.0				
33.		Turek Daniel Team Felbermayr - Simplon Wels		1993	00:08:33.1	00:24:59.1	00:38:53.6	00:43:54.6	+00:06:00.1
1.Men 21 - 30		2000m 4000m 6000m 8000m 10000m 12000m 14000m 16000m 18000m 20000m			00:04:06.6 00:07:56.6 00:12:27.4 00:16:17.5 00:20:02.0 00:23:53.3 00:27:23.6 00:31:12.1 00:37:11.7 00:41:11.7				
34.		Pohlen Arian		2007	00:09:51.2	00:24:31.2	00:38:27.9	00:44:00.9	+00:06:06.4
2.Men until 20		2000m 4000m 6000m 8000m 10000m 12000m 14000m 16000m 18000m 20000m			00:04:14.6 00:08:47.8 00:12:21.3 00:15:50.5 00:19:27.1 00:23:07.1 00:27:32.4 00:32:07.8 00:36:50.7 00:40:52.8				
35.		Vagstad Frank Btc		1973	00:09:28.9	00:24:44.1	00:38:55.0	00:44:04.8	+00:06:10.3
16.Men 41 - 50		2000m 4000m 6000m 8000m 10000m 12000m 14000m 16000m 18000m 20000m			00:04:13.5 00:08:48.8 00:12:24.0 00:16:02.5 00:19:32.1 00:23:17.1 00:27:51.4 00:32:27.2 00:37:14.4 00:41:13.7				
36.		Boldyrev Andrew		1985	00:10:57.7	00:25:30.5	00:39:20.5	00:44:08.6	+00:06:14.1
11.Men 31 - 40		2000m 4000m 6000m 8000m 10000m 12000m 14000m 16000m 18000m 20000m			00:04:51.5 00:09:53.9 00:13:34.2 00:17:12.7 00:20:43.8 00:24:22.5 00:28:44.6 00:33:09.0 00:37:41.9 00:41:29.1				
37.		Klauer Matthias		1971	00:09:59.2	00:25:23.2	00:38:54.9	00:44:08.9	+00:06:14.3
17.Men 41 - 50		2000m 4000m 6000m 8000m 10000m 12000m 14000m 16000m 18000m 20000m			00:04:27.3 00:09:12.2 00:12:54.3 00:16:34.9 00:20:12.9 00:23:58.4 00:28:28.8 00:33:05.9 00:37:44.6 00:41:29.3				
38.		Shevelov Viktor		1955	00:10:40.8	00:25:47.6	00:39:17.3	00:44:09.4	+00:06:14.9
1.Men 60+		2000m 4000m 6000m 8000m 10000m 12000m 14000m 16000m 18000m 20000m			00:04:39.4 00:09:36.1 00:13:21.6 00:17:12.7 00:20:45.2 00:24:23.4 00:28:44.7 00:33:10.2 00:37:42.7 00:41:28.8				

ROUVY

ELITE

Santini

NUTREND®

Rank abs/cat	Jersey	Name	CoR	DoB	INT1	INT2	INT3	Finishtime	
39.		Cunha Leonel		1968	00:10:40.4	00:25:30.3	00:39:13.9	00:44:09.7	+00:06:15.1
7.Men 51 - 60		2000m 4000m 6000m 8000m 10000m 12000m 14000m 16000m 18000m 20000m			00:04:49.7 00:09:34.9 00:13:21.5 00:17:12.5 00:20:44.1 00:24:26.6 00:28:42.6 00:33:07.3 00:37:43.8 00:41:29.0				
40.		Tabuyo Jesus		1973	00:10:10.2	00:25:10.2	00:39:18.7	00:44:23.3	+00:06:28.7
18.Men 41 - 50		OnceOnce 2000m 4000m 6000m 8000m 10000m 12000m 14000m 16000m 18000m 20000m			00:04:25.6 00:09:00.5 00:12:48.5 00:16:35.4 00:20:12.1 00:23:59.4 00:28:27.7 00:33:05.8 00:37:44.6 00:41:29.8				
41.		Spang Ulf		1957	00:10:07.6	00:25:10.4	00:39:18.2	00:44:23.6	+00:06:29.0
2.Men 60+		MCK 2000m 4000m 6000m 8000m 10000m 12000m 14000m 16000m 18000m 20000m			00:04:18.4 00:08:59.1 00:12:44.1 00:16:31.8 00:20:12.2 00:23:58.4 00:28:28.5 00:33:06.3 00:37:43.6 00:41:30.9				
42.		Krumwiede Lars		1978	00:10:58.6	00:25:31.4	00:39:38.1	00:44:24.0	+00:06:29.5
19.Men 41 - 50		Equipe Wedemark 2000m 4000m 6000m 8000m 10000m 12000m 14000m 16000m 18000m 20000m			00:04:52.7 00:09:55.1 00:13:36.2 00:17:11.8 00:20:43.2 00:24:23.1 00:28:44.5 00:33:12.9 00:37:58.6 00:41:49.8				
43.		Gascoyne Paul		1970	00:09:59.2	00:25:10.2	00:39:40.2	00:44:42.6	+00:06:48.1
8.Men 51 - 60		Rouvy Ambassador 2000m 4000m 6000m 8000m 10000m 12000m 14000m 16000m 18000m 20000m			00:04:31.4 00:09:18.7 00:12:54.0 00:16:34.4 00:20:12.7 00:23:58.4 00:28:29.6 00:33:07.9 00:37:58.2 00:41:56.0				
44.		Drury David		1970	00:10:42.1	00:25:49.4	00:39:55.2	00:44:47.6	+00:06:53.1
9.Men 51 - 60		2000m 4000m 6000m 8000m 10000m 12000m 14000m 16000m 18000m 20000m			00:05:04.5 00:09:55.8 00:13:41.4 00:17:24.9 00:21:01.9 00:24:43.0 00:29:03.6 00:33:36.0 00:38:16.6 00:42:07.9				
45.		Buck Dave		1973	00:09:15.0	00:25:03.2	00:39:57.8	00:44:48.8	+00:06:54.3
20.Men 41 - 50		CC London 2000m 4000m 6000m 8000m 10000m 12000m 14000m 16000m 18000m 20000m			00:04:02.6 00:08:31.1 00:12:21.1 00:16:05.8 00:19:40.1 00:23:28.3 00:28:18.5 00:33:09.0 00:38:11.3 00:42:11.0				
46.		Swiderski Grzegorz		1971	00:09:59.8	00:25:25.3	00:39:31.6	00:44:49.2	+00:06:54.6
21.Men 41 - 50		CERO 2000m 4000m 6000m 8000m 10000m 12000m 14000m 16000m 18000m 20000m			00:04:34.4 00:09:18.8 00:12:54.2 00:16:34.5 00:20:12.1 00:23:58.3 00:28:28.9 00:33:05.2 00:37:51.7 00:41:52.2				
47.		Litka Andrzej		1974	00:10:07.1	00:25:09.7	00:40:17.0	00:45:13.2	+00:07:18.6
22.Men 41 - 50		Tempo Miawa 2000m 4000m 6000m 8000m 10000m 12000m 14000m 16000m 18000m 20000m			00:04:17.6 00:09:02.9 00:12:41.4 00:16:18.6 00:19:56.8 00:23:55.5 00:28:28.9 00:33:08.3 00:38:28.8 00:42:31.9				
48.		Gómez vaquero Miguel		1971	00:10:12.9	00:25:52.7	00:40:17.7	00:45:13.2	+00:07:18.7
23.Men 41 - 50		Basahuntzak 2000m 4000m 6000m 8000m 10000m 12000m 14000m 16000m 18000m 20000m			00:04:35.3 00:09:29.9 00:13:31.2 00:17:09.9 00:20:45.0 00:24:24.3 00:28:55.9 00:33:38.1 00:38:34.6 00:42:32.0				
49.		Seefeld Bernhard		1955	00:10:35.7	00:25:49.0	00:40:00.2	00:45:13.5	+00:07:19.0
3.Men 60+		2000m 4000m 6000m 8000m 10000m 12000m 14000m 16000m 18000m 20000m			00:04:39.4 00:09:29.7 00:13:15.2 00:16:57.8 00:20:36.9 00:24:22.2 00:28:55.9 00:33:35.3 00:38:20.6 00:42:19.1				
50.		SMURAGLIA LUCA		1971	00:10:55.1	00:26:04.3	00:40:10.1	00:45:15.9	+00:07:21.3
24.Men 41 - 50		2000m 4000m 6000m 8000m 10000m 12000m 14000m 16000m 18000m 20000m			00:04:39.4 00:09:38.9 00:13:36.5 00:17:25.6 00:21:02.0 00:24:44.2 00:29:04.0 00:33:37.4 00:38:29.8 00:42:32.9				
51.		Scholl Patrick		1973	00:10:48.6	00:25:48.7	00:40:21.2	00:45:19.6	+00:07:25.1
25.Men 41 - 50		2000m 4000m 6000m 8000m 10000m 12000m 14000m 16000m 18000m 20000m			00:04:56.6 00:09:42.2 00:13:28.5 00:17:13.8 00:20:53.9 00:24:42.4 00:29:09.6 00:33:57.4 00:38:46.6 00:42:31.8				
52.		Justen Yann		1986	00:10:26.5	00:25:53.6	00:40:13.3	00:45:26.9	+00:07:32.4
12.Men 31 - 40		CERO 2000m 4000m 6000m 8000m 10000m 12000m 14000m 16000m 18000m 20000m			00:04:32.4 00:09:19.9 00:13:08.4 00:16:57.9 00:20:37.9 00:24:27.3 00:28:56.6 00:33:38.1 00:38:31.5 00:42:33.0				

ROUVY

ELITE

Santini

NUTREND®

Rank abs/cat	Jersey	Name	CoR	DoB	INT1	INT2	INT3	Finishtime			
53.		t.h.krocil Tomas		1996	00:11:19.7	00:26:47.6	00:40:39.9	00:45:28.1	+00:07:33.6		
2.Men 21 - 30		2000m 00:05:08.6	4000m 00:10:13.2	6000m 00:14:04.3	8000m 00:17:49.7	10000m 00:21:28.0	12000m 00:25:19.6	14000m 00:29:53.0	16000m 00:34:27.5	18000m 00:39:07.8	20000m 00:42:48.1
54.		Schmid Low and Slow		1967	00:11:02.4	00:26:27.2	00:40:42.5	00:45:39.3	+00:07:44.8		
10.Men 51 - 60		2000m 00:04:55.7	4000m 00:09:58.0	6000m 00:13:50.3	8000m 00:17:39.9	10000m 00:21:21.0	12000m 00:25:05.6	14000m 00:29:32.8	16000m 00:34:20.3	18000m 00:39:05.7	20000m 00:42:56.8
55.		Riceputi Ettore		1970	00:10:57.0	00:26:11.6	00:40:52.4	00:45:50.4	+00:07:55.9		
11.Men 51 - 60		2000m 00:04:53.7	4000m 00:09:51.0	6000m 00:13:45.5	8000m 00:17:36.8	10000m 00:21:21.1	12000m 00:25:04.5	14000m 00:29:33.8	16000m 00:34:21.2	18000m 00:39:09.6	20000m 00:43:08.0
56.		Konrad Matthias		1971	00:11:14.6	00:27:09.3	00:40:57.2	00:45:52.8	+00:07:58.2		
26.Men 41 - 50		2000m 00:04:59.3	4000m 00:09:58.8	6000m 00:13:56.5	8000m 00:17:48.7	10000m 00:21:35.0	12000m 00:25:31.4	14000m 00:30:02.5	16000m 00:34:40.0	18000m 00:39:22.6	20000m 00:43:11.0
57.		Robinson Steve		1972	00:11:10.2	00:26:34.6	00:41:18.7	00:46:24.3	+00:08:29.8		
27.Men 41 - 50		2000m 00:04:56.3	4000m 00:10:02.1	6000m 00:13:53.4	8000m 00:17:46.0	10000m 00:21:27.1	12000m 00:25:18.4	14000m 00:29:58.6	16000m 00:34:51.6	18000m 00:39:39.9	20000m 00:43:37.1
58.		Ehrbar Peter		1967	00:11:28.7	00:26:41.3	00:41:29.3	00:46:27.7	+00:08:33.2		
12.Men 51 - 60		2000m 00:05:09.5	4000m 00:10:23.9	6000m 00:14:03.3	8000m 00:17:50.7	10000m 00:21:24.0	12000m 00:25:11.2	14000m 00:29:48.7	16000m 00:34:43.3	18000m 00:39:44.6	20000m 00:43:47.9
59.		Wieners Stefan		1964	00:10:47.7	00:26:36.8	00:41:06.1	00:46:27.9	+00:08:33.3		
13.Men 51 - 60		2000m 00:04:40.3	4000m 00:09:41.7	6000m 00:13:32.2	8000m 00:17:21.5	10000m 00:21:06.0	12000m 00:25:02.1	14000m 00:29:50.7	16000m 00:34:42.5	18000m 00:39:44.8	20000m 00:43:46.8
60.		Strupat Uwe		1960	00:10:42.3	00:26:53.0	00:41:40.3	00:46:50.1	+00:08:55.5		
4.Men 60+		2000m 00:04:57.6	4000m 00:09:58.1	6000m 00:13:49.6	8000m 00:17:43.0	10000m 00:21:28.0	12000m 00:25:21.4	14000m 00:30:05.0	16000m 00:34:58.5	18000m 00:39:57.9	20000m 00:44:03.1
61.		BOEUVÉ Christian		1951	00:10:13.1	00:25:58.9	00:41:42.0	00:46:50.2	+00:08:55.7		
5.Men 60+		2000m 00:04:39.6	4000m 00:09:29.9	6000m 00:13:12.4	8000m 00:16:57.6	10000m 00:20:38.3	12000m 00:24:24.5	14000m 00:29:13.0	16000m 00:34:16.4	18000m 00:39:45.0	20000m 00:44:02.6
62.		vargas rincon carlos alberto		1979	00:11:03.2	00:26:34.4	00:41:48.4	00:47:07.3	+00:09:12.7		
28.Men 41 - 50		2000m 00:04:51.8	4000m 00:09:51.8	6000m 00:13:49.4	8000m 00:17:39.7	10000m 00:21:21.9	12000m 00:25:19.3	14000m 00:30:06.8	16000m 00:34:55.2	18000m 00:40:03.0	20000m 00:44:10.0
63.		Schulz Martin		1973	00:11:08.5	00:26:51.2	00:42:11.5	00:47:08.9	+00:09:14.4		
29.Men 41 - 50		2000m 00:04:56.4	4000m 00:10:02.2	6000m 00:13:57.2	8000m 00:17:45.8	10000m 00:21:27.4	12000m 00:25:19.5	14000m 00:30:07.0	16000m 00:35:06.4	18000m 00:40:19.9	20000m 00:44:32.2
64.		Stegmann Kris		1966	00:11:33.4	00:27:45.2	00:42:15.8	00:47:14.1	+00:09:19.5		
14.Men 51 - 60		2000m 00:05:23.7	4000m 00:10:48.2	6000m 00:14:44.2	8000m 00:18:35.7	10000m 00:22:23.0	12000m 00:26:20.4	14000m 00:30:51.0	16000m 00:35:36.6	18000m 00:40:38.7	20000m 00:44:31.2
65.		POTYRALA BARTOSZ		1981	00:11:22.3	00:27:28.1	00:41:58.8	00:47:14.2	+00:09:19.7		
13.Men 31 - 40		2000m 00:05:16.7	4000m 00:10:36.2	6000m 00:14:28.6	8000m 00:18:23.6	10000m 00:22:10.9	12000m 00:26:00.4	14000m 00:30:40.0	16000m 00:35:21.5	18000m 00:40:19.9	20000m 00:44:21.1
66.		Blanco Daniel		1968	00:11:07.0	00:27:20.8	00:42:18.6	00:47:16.3	+00:09:21.8		
15.Men 51 - 60		2000m 00:05:09.4	4000m 00:10:20.8	6000m 00:14:17.5	8000m 00:18:13.5	10000m 00:21:57.1	12000m 00:25:49.2	14000m 00:30:28.8	16000m 00:35:23.0	18000m 00:40:29.7	20000m 00:44:35.4

ROUVY

ELITE

Santini

NUTREND®

Rank abs/cat	Jersey	Name	CoR	DoB	INT1	INT2	INT3	Finishtime			
67.		Bishop Kevin		1959	00:11:53.4	00:27:33.6	00:42:19.5	00:47:16.4	+00:09:21.9		
6.Men 60+		2000m 00:05:26.7	4000m 00:10:45.1	6000m 00:14:44.4	8000m 00:18:35.6	10000m 00:22:12.2	12000m 00:26:01.4	14000m 00:30:47.1	16000m 00:35:38.6	18000m 00:40:39.0	20000m 00:44:36.2
68.		Tryon David		1960	00:11:49.1	00:27:38.5	00:42:24.0	00:47:16.6	+00:09:22.1		
7.Men 60+		2000m 00:05:39.6	4000m 00:11:03.1	6000m 00:14:58.4	8000m 00:18:49.0	10000m 00:22:32.0	12000m 00:26:22.3	14000m 00:31:04.9	16000m 00:35:56.3	18000m 00:40:53.1	20000m 00:44:36.2
69.		BITEAUD Franck		1972	00:11:06.3	00:27:09.2	00:42:07.8	00:47:16.8	+00:09:22.3		
30.Men 41 - 50		2000m 00:05:59.8	4000m 00:10:24.2	6000m 00:15:00.2	8000m 00:18:38.9	10000m 00:22:10.1	12000m 00:25:43.2	14000m 00:31:05.1	16000m 00:35:39.5	18000m 00:40:27.9	20000m 00:44:25.0
70.		Alcantara Pedro Comando Cachopo		1968	00:10:55.9	00:27:35.9	00:42:16.2	00:47:22.3	+00:09:27.8		
16.Men 51 - 60		2000m 00:04:39.7	4000m 00:10:10.0	6000m 00:14:12.3	8000m 00:18:12.9	10000m 00:22:04.9	12000m 00:26:02.5	14000m 00:30:47.0	16000m 00:35:45.3	18000m 00:40:39.0	20000m 00:44:33.0
71.		Takagawa Shigeto Team Zero Emissions		1967	00:11:19.2	00:26:59.7	00:42:04.3	00:47:30.0	+00:09:35.5		
17.Men 51 - 60		2000m 00:05:11.6	4000m 00:10:13.2	6000m 00:14:04.3	8000m 00:17:52.8	10000m 00:21:43.8	12000m 00:25:33.4	14000m 00:30:05.9	16000m 00:34:51.5	18000m 00:40:18.7	20000m 00:44:29.9
72.		Richter Radek		1979	00:11:48.4	00:27:37.8	00:42:27.1	00:47:40.8	+00:09:46.3		
31.Men 41 - 50		2000m 00:05:39.4	4000m 00:11:01.9	6000m 00:14:57.2	8000m 00:18:47.7	10000m 00:22:30.0	12000m 00:26:24.7	14000m 00:31:04.9	16000m 00:35:53.6	18000m 00:40:45.7	20000m 00:44:50.2
73.		Tschopp Roger		1979	00:11:06.9	00:27:25.6	00:42:46.0	00:47:48.3	+00:09:53.8		
32.Men 41 - 50		2000m 00:05:06.8	4000m 00:10:24.0	6000m 00:14:18.4	8000m 00:18:09.7	10000m 00:21:57.2	12000m 00:25:50.5	14000m 00:30:42.0	16000m 00:35:43.2	18000m 00:40:53.6	20000m 00:45:07.2
74.		FOURNIER Philippe		1963	00:11:25.1	00:27:34.3	00:42:36.7	00:47:48.9	+00:09:54.3		
18.Men 51 - 60		2000m 00:05:03.3	4000m 00:10:12.8	6000m 00:14:17.4	8000m 00:18:15.8	10000m 00:22:07.2	12000m 00:26:04.5	14000m 00:30:51.9	16000m 00:35:49.5	18000m 00:40:53.6	20000m 00:45:00.5
75.		Loureiro Leonardo Tripateta Amador		1976	00:11:20.1	00:26:52.8	00:42:30.5	00:47:48.9	+00:09:54.3		
33.Men 41 - 50		2000m 00:05:10.7	4000m 00:10:13.9	6000m 00:14:03.5	8000m 00:17:51.8	10000m 00:21:37.0	12000m 00:25:34.4	14000m 00:30:25.2	16000m 00:35:27.5	18000m 00:40:39.8	20000m 00:45:00.1
76.		Kuhn Johny		1964	00:11:38.8	00:27:17.8	00:42:45.6	00:47:59.5	+00:10:04.9		
19.Men 51 - 60		2000m 00:05:17.4	4000m 00:10:31.3	6000m 00:14:18.4	8000m 00:18:10.7	10000m 00:21:56.3	12000m 00:25:49.5	14000m 00:30:28.9	16000m 00:35:30.6	18000m 00:41:01.7	20000m 00:45:11.1
77.		Barth Thilo Lokomotive Lummerland		1965	00:13:23.5	00:28:21.1	00:43:09.0	00:48:00.8	+00:10:06.3		
20.Men 51 - 60		2000m 00:07:53.7	4000m 00:12:46.3	6000m 00:16:20.9	8000m 00:19:56.7	10000m 00:23:21.0	12000m 00:26:54.4	14000m 00:31:28.8	16000m 00:36:22.6	18000m 00:41:22.6	20000m 00:45:26.4
78.		LoMonaco José		1975	00:11:55.1	00:27:34.9	00:42:40.7	00:48:11.7	+00:10:17.2		
34.Men 41 - 50		2000m 00:05:29.6	4000m 00:10:45.9	6000m 00:14:45.5	8000m 00:18:35.8	10000m 00:22:13.0	12000m 00:26:02.8	14000m 00:30:52.0	16000m 00:35:47.5	18000m 00:40:54.8	20000m 00:45:11.2
79.		DUPONT Stéphane ILEO58-SportZen		1966	00:11:08.7	00:27:26.7	00:43:05.1	00:48:16.4	+00:10:21.9		
21.Men 51 - 60		2000m 00:04:43.5	4000m 00:10:03.0	6000m 00:14:00.4	8000m 00:17:55.7	10000m 00:21:53.0	12000m 00:26:01.3	14000m 00:30:57.9	16000m 00:35:59.5	18000m 00:41:15.0	20000m 00:45:26.2
80.		Pirn Jukka		1971	00:11:48.0	00:28:19.8	00:43:37.0	00:48:27.8	+00:10:33.2		
35.Men 41 - 50		2000m 00:05:23.4	4000m 00:11:04.1	6000m 00:15:03.6	8000m 00:19:10.9	10000m 00:23:01.3	12000m 00:26:57.6	14000m 00:31:59.0	16000m 00:36:53.3	18000m 00:41:53.7	20000m 00:45:52.5

ROUVY

ELITE

Santini

NUTREND®

Rank abs/cat	Jersey	Name	CoR	DoB	INT1	INT2	INT3	Finishtime	
81.		Plöchl Hubert RCSN		1965	00:11:35.4	00:27:23.7	00:43:27.5	00:48:28.1	+00:10:33.6
22.Men 51 - 60		2000m 4000m 6000m 8000m 10000m 12000m 14000m 16000m 18000m 20000m			00:05:07.3 00:10:30.8 00:14:25.2 00:18:22.8 00:22:08.8 00:26:01.3 00:30:56.0 00:36:02.5 00:41:33.7 00:45:46.0				
82.		Fu Cheng Hsiao		1974	00:10:25.0	00:26:50.6	00:43:06.4	00:48:35.2	+00:10:40.7
36.Men 41 - 50		2000m 4000m 6000m 8000m 10000m 12000m 14000m 16000m 18000m 20000m			00:04:43.4 00:09:35.7 00:13:31.3 00:17:29.9 00:21:27.0 00:25:35.6 00:30:24.8 00:35:30.6 00:41:16.8 00:45:36.5				
83.		Min YH		1973	00:11:05.5	00:27:19.4	00:43:22.7	00:48:46.7	+00:10:52.1
37.Men 41 - 50		2000m 4000m 6000m 8000m 10000m 12000m 14000m 16000m 18000m 20000m			00:04:55.7 00:09:55.9 00:13:55.5 00:18:01.8 00:21:57.8 00:26:04.6 00:30:56.0 00:36:15.5 00:41:32.0 00:45:51.3				
84.		Lindsey-Smith Gavin		1972	00:10:50.5	00:27:26.6	00:43:42.0	00:48:54.3	+00:10:59.8
38.Men 41 - 50		2000m 4000m 6000m 8000m 10000m 12000m 14000m 16000m 18000m 20000m			00:04:53.6 00:10:05.5 00:14:06.8 00:18:09.3 00:22:02.6 00:26:07.0 00:31:03.1 00:36:19.1 00:41:50.3 00:46:09.4				
85.		Lukita Christopher		1990	00:11:30.1	00:27:57.0	00:44:03.7	00:49:23.1	+00:11:28.6
14.Men 31 - 40		2000m 4000m 6000m 8000m 10000m 12000m 14000m 16000m 18000m 20000m			00:04:59.4 00:10:21.1 00:14:26.1 00:18:22.8 00:22:11.2 00:26:21.5 00:31:25.1 00:36:38.2 00:42:09.7 00:46:28.2				
86.		Pezzi Alessandro IDOLOMITICI		1965	00:11:00.2	00:27:21.5	00:43:42.7	00:49:27.1	+00:11:32.6
23.Men 51 - 60		2000m 4000m 6000m 8000m 10000m 12000m 14000m 16000m 18000m 20000m			00:05:09.3 00:10:11.0 00:14:11.2 00:18:12.9 00:21:58.1 00:26:03.4 00:30:54.8 00:36:14.3 00:41:49.8 00:46:21.3				
87.		Klopper Guido BBB		1967	00:11:36.8	00:27:42.2	00:44:27.9	00:49:33.1	+00:11:38.5
24.Men 51 - 60		2000m 4000m 6000m 8000m 10000m 12000m 14000m 16000m 18000m 20000m			00:05:04.6 00:10:31.1 00:14:30.6 00:18:22.9 00:22:08.3 00:26:03.4 00:31:07.9 00:36:43.5 00:42:25.8 00:46:50.6				
88.		Bogwald Kjell Petter SK Rye		1956	00:11:54.2	00:28:30.6	00:44:04.5	00:49:33.6	+00:11:39.1
8.Men 60+		2000m 4000m 6000m 8000m 10000m 12000m 14000m 16000m 18000m 20000m			00:05:25.8 00:11:04.3 00:15:35.3 00:19:35.6 00:23:27.0 00:27:12.5 00:31:46.0 00:37:00.4 00:42:23.7 00:46:33.3				
89.		Borgo Enrico Brontolo Bike		1969	00:12:12.2	00:28:51.7	00:44:24.6	00:49:39.1	+00:11:44.6
25.Men 51 - 60		2000m 4000m 6000m 8000m 10000m 12000m 14000m 16000m 18000m 20000m			00:05:26.7 00:11:02.0 00:15:07.4 00:19:16.9 00:23:22.3 00:27:18.6 00:32:23.1 00:37:26.4 00:42:37.0 00:46:44.2				
90.		Laakkonen Ilari Patovahti MTB		1978	00:12:31.7	00:28:39.5	00:44:47.5	00:49:40.8	+00:11:46.2
39.Men 41 - 50		2000m 4000m 6000m 8000m 10000m 12000m 14000m 16000m 18000m 20000m			00:05:39.6 00:11:23.9 00:15:22.3 00:19:22.7 00:23:19.1 00:27:16.8 00:32:22.3 00:37:26.8 00:42:56.1 00:47:06.6				
91.		Gary_Fisher Gary_Fisher		1965	00:11:48.2	00:28:46.5	00:44:34.8	00:49:42.7	+00:11:48.2
26.Men 51 - 60		2000m 4000m 6000m 8000m 10000m 12000m 14000m 16000m 18000m 20000m			00:05:26.8 00:11:03.0 00:15:05.6 00:19:12.1 00:23:04.4 00:27:07.7 00:32:07.9 00:37:21.8 00:42:41.9 00:46:57.4				
92.		Rendvansky Peter		1984	00:11:31.3	00:28:14.4	00:44:27.1	00:49:43.1	+00:11:48.5
15.Men 31 - 40		2000m 4000m 6000m 8000m 10000m 12000m 14000m 16000m 18000m 20000m			00:05:42.4 00:10:41.2 00:14:44.5 00:18:44.8 00:22:31.1 00:26:33.5 00:31:35.8 00:37:01.4 00:42:36.0 00:46:55.5				
93.		Cowlard Peter Mid Devon Cycle Club		1948	00:12:53.9	00:29:13.8	00:44:45.2	00:49:47.5	+00:11:52.9
9.Men 60+		2000m 4000m 6000m 8000m 10000m 12000m 14000m 16000m 18000m 20000m			00:06:05.6 00:11:47.1 00:15:52.4 00:19:46.1 00:23:32.2 00:27:33.5 00:32:35.1 00:37:41.4 00:42:53.8 00:47:05.4				
94.		Pana Marlon		1972	00:11:38.3	00:28:35.1	00:44:29.4	00:50:05.1	+00:12:10.6
40.Men 41 - 50		2000m 4000m 6000m 8000m 10000m 12000m 14000m 16000m 18000m 20000m			00:05:04.5 00:10:31.2 00:14:40.6 00:18:42.8 00:22:39.0 00:26:53.3 00:32:07.8 00:37:25.5 00:42:52.9 00:47:13.3				



Rank abs/cat	Jersey	Name	CoR	DoB	INT1	INT2	INT3	Finishtime	
95.		Newton Tony		1975	00:11:10.9	00:28:24.7	00:44:41.8	00:50:05.4	+00:12:10.9
41.Men 41 - 50		2000m 4000m 6000m 8000m 10000m 12000m 14000m 16000m 18000m 20000m		00:04:59.5 00:10:20.9 00:14:30.5 00:18:42.8 00:22:44.0 00:27:00.7 00:32:05.3 00:37:17.5 00:42:47.1 00:47:09.2					
96.		Wackernagel Felix		1969	00:12:35.0	00:28:58.0	00:44:57.8	00:50:08.4	+00:12:13.9
27.Men 51 - 60		2000m 4000m 6000m 8000m 10000m 12000m 14000m 16000m 18000m 20000m		00:06:05.8 00:11:29.9 00:15:29.6 00:19:30.1 00:23:18.2 00:27:19.4 00:32:22.1 00:37:34.7 00:43:03.3 00:47:22.6					
97.		Steve Irvine		1960	00:12:43.5	00:29:14.8	00:44:56.9	00:50:08.6	+00:12:14.1
10.Men 60+		2000m 4000m 6000m 8000m 10000m 12000m 14000m 16000m 18000m 20000m		00:05:51.8 00:11:39.1 00:15:41.5 00:19:47.1 00:23:32.5 00:27:33.4 00:32:38.2 00:37:46.7 00:43:10.1 00:47:22.6					
98.		Bwack Andy Narragansett Bay Wheelmen		1987	00:11:32.7	00:28:38.9	00:44:22.3	00:50:10.6	+00:12:16.1
16.Men 31 - 40		2000m 4000m 6000m 8000m 10000m 12000m 14000m 16000m 18000m 20000m		00:04:56.4 00:10:21.8 00:14:38.3 00:18:56.0 00:22:51.2 00:27:00.5 00:32:07.7 00:37:26.7 00:42:56.2 00:47:10.6					
99.		Sporis Augustin Virtual Cycling Romania		1974	00:11:56.2	00:29:06.7	00:44:51.7	00:50:13.2	+00:12:18.7
42.Men 41 - 50		2000m 4000m 6000m 8000m 10000m 12000m 14000m 16000m 18000m 20000m		00:05:17.5 00:10:44.2 00:14:54.5 00:19:04.7 00:23:07.9 00:27:29.6 00:32:38.3 00:37:57.7 00:43:09.2 00:47:19.5					
100.		Brown Steve		1970	00:12:16.3	00:29:29.5	00:45:28.4	00:50:16.7	+00:12:22.2
28.Men 51 - 60		2000m 4000m 6000m 8000m 10000m 12000m 14000m 16000m 18000m 20000m		00:05:31.7 00:11:26.1 00:15:40.5 00:19:47.8 00:23:46.0 00:28:04.8 00:33:10.3 00:38:22.6 00:43:45.8 00:47:41.3					
101.		Billek Mark		1974	00:12:26.1	00:29:24.5	00:45:22.3	00:50:17.5	+00:12:23.0
43.Men 41 - 50		2000m 4000m 6000m 8000m 10000m 12000m 14000m 16000m 18000m 20000m		00:05:53.6 00:11:41.0 00:15:46.6 00:19:45.8 00:23:36.1 00:27:45.7 00:32:47.1 00:38:11.5 00:43:31.9 00:47:38.6					
102.		Leek Mark 53eleven		1972	00:12:43.9	00:28:58.8	00:45:05.3	00:50:20.0	+00:12:25.4
44.Men 41 - 50		2000m 4000m 6000m 8000m 10000m 12000m 14000m 16000m 18000m 20000m		00:05:40.9 00:11:23.4 00:15:43.3 00:19:46.8 00:23:33.1 00:27:40.8 00:32:30.0 00:37:46.8 00:43:14.9 00:47:36.4					
103.		Dowd Chris @GasconyCycling		1967	00:11:50.2	00:28:24.5	00:45:19.3	00:50:29.6	+00:12:35.1
29.Men 51 - 60		2000m 4000m 6000m 8000m 10000m 12000m 14000m 16000m 18000m 20000m		00:05:43.6 00:11:02.2 00:14:57.3 00:18:49.7 00:22:51.0 00:26:58.6 00:32:12.0 00:37:57.8 00:43:25.9 00:47:41.6					
104.		Demarchi Vladimiro		1971	00:11:48.0	00:28:33.5	00:45:12.4	00:50:35.1	+00:12:40.6
45.Men 41 - 50		2000m 4000m 6000m 8000m 10000m 12000m 14000m 16000m 18000m 20000m		00:05:23.6 00:11:02.1 00:14:56.6 00:18:54.8 00:22:52.9 00:27:06.7 00:32:23.1 00:37:46.5 00:43:13.1 00:47:41.6					
105.		Arnaud Drion		1959	00:12:05.4	00:28:55.4	00:44:56.4	00:50:43.2	+00:12:48.7
11.Men 60+		2000m 4000m 6000m 8000m 10000m 12000m 14000m 16000m 18000m 20000m		00:05:22.5 00:10:53.1 00:14:56.6 00:19:03.6 00:23:02.4 00:27:13.3 00:32:30.0 00:37:52.7 00:43:25.2 00:47:44.6					
106.		Feyens Albert		1964	00:12:06.6	00:28:36.7	00:45:31.2	00:50:48.7	+00:12:54.2
30.Men 51 - 60		2000m 4000m 6000m 8000m 10000m 12000m 14000m 16000m 18000m 20000m		00:05:24.7 00:10:58.1 00:15:00.4 00:19:03.0 00:22:57.2 00:27:06.4 00:32:24.0 00:37:49.8 00:43:33.3 00:48:01.4					
107.		Brown Chris CERO		1969	00:12:57.3	00:29:34.7	00:46:07.1	00:51:14.4	+00:13:19.9
31.Men 51 - 60		2000m 4000m 6000m 8000m 10000m 12000m 14000m 16000m 18000m 20000m		00:06:03.5 00:11:46.0 00:16:12.5 00:20:05.7 00:24:01.4 00:28:08.7 00:33:20.3 00:38:34.6 00:44:17.1 00:48:30.6					
108.		Denniel Patrice Triathlon Club Valais		1973	00:13:08.4	00:30:24.6	00:46:04.0	00:51:31.2	+00:13:36.7
46.Men 41 - 50		2000m 4000m 6000m 8000m 10000m 12000m 14000m 16000m 18000m 20000m		00:05:50.9 00:11:52.9 00:16:12.6 00:20:28.8 00:24:38.1 00:28:49.6 00:33:51.4 00:38:58.9 00:44:17.1 00:48:28.8					



Rank abs/cat	Jersey	Name	CoR	DoB	INT1	INT2	INT3	Finishtime			
109.		Aston Gary		1964	00:12:26.4	00:29:44.8	00:45:42.6	00:51:34.9	+00:13:40.3		
Username garyaston											
32.Men 51 - 60		2000m 00:05:44.4	4000m 00:11:39.0	6000m 00:15:53.7	8000m 00:20:11.1	10000m 00:24:12.4	12000m 00:28:26.7	14000m 00:33:20.4	16000m 00:38:30.8	18000m 00:43:51.1	20000m 00:48:16.4
110.		O'Neill Michael		1961	00:11:56.4	00:29:30.0	00:46:34.1	00:51:38.1	+00:13:43.6		
Username toby22											
33.Men 51 - 60		2000m 00:05:32.8	4000m 00:11:09.1	6000m 00:15:23.6	8000m 00:19:35.2	10000m 00:23:33.4	12000m 00:27:57.4	14000m 00:33:20.3	16000m 00:38:55.9	18000m 00:44:36.4	20000m 00:48:58.7
111.		Turner Alan		1960	00:13:02.5	00:29:48.6	00:46:33.5	00:51:38.1	+00:13:43.6		
Username Altturner											
12.Men 60+		2000m 00:05:53.4	4000m 00:11:54.2	6000m 00:16:10.5	8000m 00:20:14.9	10000m 00:24:12.3	12000m 00:28:19.7	14000m 00:33:32.9	16000m 00:38:56.5	18000m 00:44:34.0	20000m 00:48:59.7
112.		Kovachev Jivko		1960	00:13:39.4	00:30:09.9	00:46:18.4	00:51:42.0	+00:13:47.5		
Username jivko											
13.Men 60+		2000m 00:06:53.9	4000m 00:12:29.5	6000m 00:16:31.7	8000m 00:20:36.9	10000m 00:24:34.3	12000m 00:28:49.5	14000m 00:33:51.4	16000m 00:39:04.8	18000m 00:44:22.3	20000m 00:48:46.6
113.		Bertram James		1961	00:12:39.4	00:30:08.5	00:46:58.0	00:52:13.4	+00:14:18.8		
Username james61											
34.Men 51 - 60		2000m 00:05:32.6	4000m 00:11:28.1	6000m 00:15:40.6	8000m 00:19:51.8	10000m 00:24:00.3	12000m 00:28:21.9	14000m 00:33:49.2	16000m 00:39:16.7	18000m 00:45:00.3	20000m 00:49:23.5
114.		Perrotta Stefano		1973	00:11:49.2	00:29:24.7	00:46:50.8	00:52:21.2	+00:14:26.6		
Username stefano_perrotta											
47.Men 41 - 50		2000m 00:05:17.5	4000m 00:10:56.0	6000m 00:15:06.2	8000m 00:19:16.0	10000m 00:23:24.1	12000m 00:27:50.5	14000m 00:33:14.2	16000m 00:38:49.9	18000m 00:44:46.3	20000m 00:49:23.5
115.		Hayden Crispin		1968	00:12:20.2	00:29:35.0	00:47:25.1	00:52:33.5	+00:14:39.0		
None Username stinkermonkey											
35.Men 51 - 60		2000m 00:05:28.6	4000m 00:11:34.4	6000m 00:15:44.4	8000m 00:19:45.8	10000m 00:23:36.3	12000m 00:27:53.9	14000m 00:33:31.4	16000m 00:39:12.0	18000m 00:45:19.5	20000m 00:49:54.9
116.		Rubiales Ivan		1974	00:15:13.5	00:31:51.7	00:47:21.2	00:52:40.9	+00:14:46.3		
Username ivanrub											
48.Men 41 - 50		2000m 00:08:22.6	4000m 00:14:04.2	6000m 00:18:05.4	8000m 00:22:15.9	10000m 00:26:10.1	12000m 00:30:16.6	14000m 00:35:11.4	16000m 00:40:15.3	18000m 00:45:34.6	20000m 00:49:44.4
117.		Brand David M		1962	00:12:21.7	00:30:15.9	00:47:32.3	00:52:56.5	+00:15:01.9		
Username davidmbrand											
36.Men 51 - 60		2000m 00:05:31.8	4000m 00:11:34.4	6000m 00:15:42.5	8000m 00:19:55.9	10000m 00:23:57.5	12000m 00:28:20.0	14000m 00:33:54.6	16000m 00:39:40.1	18000m 00:45:31.7	20000m 00:50:05.8
118.		Müller Peter		1964	00:11:47.5	00:28:40.9	00:47:02.2	00:53:08.4	+00:15:13.8		
Username purgon											
37.Men 51 - 60		2000m 00:05:16.8	4000m 00:10:39.0	6000m 00:14:40.7	8000m 00:18:47.7	10000m 00:22:50.2	12000m 00:27:13.7	14000m 00:32:51.9	16000m 00:38:31.8	18000m 00:45:07.3	20000m 00:49:54.7
119.		AndersonWylie George		1972	00:12:36.0	00:29:21.6	00:47:45.3	00:53:12.5	+00:15:18.0		
Doing A Jimmy Username geo_72											
49.Men 41 - 50		2000m 00:05:40.6	4000m 00:11:26.1	6000m 00:15:34.4	8000m 00:19:41.9	10000m 00:23:34.3	12000m 00:27:46.6	14000m 00:33:15.1	16000m 00:39:09.9	18000m 00:45:34.2	20000m 00:50:23.8
120.		Walek Radim		1977	00:12:12.7	00:29:49.3	00:47:47.6	00:53:15.7	+00:15:21.2		
KoloBlazni Username radim_walek											
50.Men 41 - 50		2000m 00:05:26.5	4000m 00:11:04.3	6000m 00:15:15.7	8000m 00:19:31.1	10000m 00:23:36.1	12000m 00:27:57.7	14000m 00:33:31.3	16000m 00:39:21.9	18000m 00:45:33.1	20000m 00:50:29.0
121.		Benndorf Gerd		1967	00:12:11.6	00:30:00.1	00:47:53.5	00:53:25.4	+00:15:30.9		
Donadea Wheelers Username gerdbenndorf											
38.Men 51 - 60		2000m 00:05:15.6	4000m 00:10:59.1	6000m 00:15:14.5	8000m 00:19:31.0	10000m 00:23:50.4	12000m 00:28:11.7	14000m 00:33:46.5	16000m 00:39:51.0	18000m 00:45:51.5	20000m 00:50:26.6
122.		Graber Ueli		1955	00:13:48.0	00:31:36.8	00:48:37.5	00:53:53.5	+00:15:59.0		
Username grauzo											
14.Men 60+		2000m 00:06:20.5	4000m 00:12:35.1	6000m 00:17:01.7	8000m 00:21:21.2	10000m 00:25:32.5	12000m 00:29:53.1	14000m 00:35:25.7	16000m 00:41:00.8	18000m 00:46:44.2	20000m 00:51:03.9



Rank abs/cat	Jersey	Name	CoR	DoB	INT1	INT2	INT3	Finishtime	
123.		Chinarelli Bruno #TEAMBRUNOCH		1983	00:12:19.0	00:29:46.1	00:48:20.2	00:54:00.5	+00:16:06.0
17.Men 31 - 40		2000m 4000m 6000m 8000m 10000m 12000m 14000m 16000m 18000m 20000m			00:05:36.7 00:11:04.9 00:15:11.7 00:19:24.0 00:23:26.2 00:28:11.0 00:33:33.3 00:39:56.7 00:46:17.3 00:51:00.2				
124.		Unteregger Lu		1965	00:12:21.2	00:30:31.9	00:48:54.4	00:54:04.4	+00:16:09.9
39.Men 51 - 60		2000m 4000m 6000m 8000m 10000m 12000m 14000m 16000m 18000m 20000m			00:05:30.6 00:11:26.3 00:15:49.7 00:20:11.0 00:24:22.2 00:28:51.9 00:34:33.2 00:40:36.8 00:46:53.5 00:51:18.8				
125.		Saarela Jarno		1972	00:13:21.4	00:31:46.7	00:48:42.7	00:54:15.9	+00:16:21.3
51.Men 41 - 50		2000m 4000m 6000m 8000m 10000m 12000m 14000m 16000m 18000m 20000m			00:06:03.8 00:12:24.4 00:17:00.0 00:21:20.4 00:25:31.7 00:29:59.1 00:35:30.7 00:41:08.4 00:46:44.6 00:51:12.9				
126.		Morse Steven		1963	00:13:16.1	00:31:23.0	00:48:58.0	00:54:16.8	+00:16:22.2
40.Men 51 - 60		2000m 4000m 6000m 8000m 10000m 12000m 14000m 16000m 18000m 20000m			00:05:57.6 00:12:02.2 00:16:25.7 00:20:51.8 00:25:08.6 00:29:36.7 00:35:04.4 00:40:57.7 00:46:52.5 00:51:31.1				
127.		Ryder Kevin		1962	00:12:15.8	00:28:57.6	00:49:10.7	00:54:18.9	+00:16:24.3
41.Men 51 - 60		2000m 4000m 6000m 8000m 10000m 12000m 14000m 16000m 18000m 20000m			00:05:17.5 00:11:04.0 00:15:12.2 00:19:05.8 00:22:50.4 00:27:03.4 00:33:37.3 00:40:03.5 00:46:38.5 00:51:35.9				
128.		Topping Stephen WBCCC		1951	00:12:51.4	00:31:20.2	00:48:44.6	00:54:30.8	+00:16:36.3
15.Men 60+		2000m 4000m 6000m 8000m 10000m 12000m 14000m 16000m 18000m 20000m			00:05:37.3 00:11:39.2 00:16:11.7 00:20:48.0 00:25:09.5 00:29:45.8 00:35:23.4 00:41:08.8 00:46:46.2 00:51:23.6				
129.		Haslwanter Walter Pewag Racing Team		1977	00:12:46.3	00:30:44.8	00:49:22.3	00:54:40.1	+00:16:45.6
52.Men 41 - 50		2000m 4000m 6000m 8000m 10000m 12000m 14000m 16000m 18000m 20000m			00:05:52.7 00:11:50.3 00:16:14.5 00:20:32.8 00:24:36.1 00:29:03.0 00:34:29.5 00:41:48.9 00:47:23.3 00:51:49.8				
130.		Stax Tobias		1970	00:12:53.1	00:31:16.0	00:48:55.4	00:54:40.2	+00:16:45.6
42.Men 51 - 60		2000m 4000m 6000m 8000m 10000m 12000m 14000m 16000m 18000m 20000m			00:05:34.8 00:11:37.1 00:16:15.6 00:20:46.1 00:25:12.3 00:29:36.0 00:34:49.5 00:40:34.0 00:46:44.8 00:51:34.1				
131.		Clements Robert Law Wheelers		1955	00:12:15.2	00:30:54.1	00:48:50.8	00:54:58.4	+00:17:03.9
16.Men 60+		2000m 4000m 6000m 8000m 10000m 12000m 14000m 16000m 18000m 20000m			00:05:11.8 00:11:04.3 00:15:37.3 00:20:06.2 00:24:32.1 00:28:58.6 00:34:50.2 00:40:59.1 00:47:10.5 00:52:01.0				
132.		Stephane A		1988	00:13:30.6	00:31:44.0	00:49:26.6	00:54:59.5	+00:17:04.9
18.Men 31 - 40		2000m 4000m 6000m 8000m 10000m 12000m 14000m 16000m 18000m 20000m			00:06:17.7 00:12:36.3 00:17:00.8 00:21:21.8 00:25:39.2 00:30:14.0 00:35:41.6 00:41:29.0 00:47:24.5 00:52:00.8				
133.		Berney Mark Jen and the lads		1987	00:12:34.3	00:31:07.0	00:49:49.8	00:55:16.7	+00:17:22.1
19.Men 31 - 40		2000m 4000m 6000m 8000m 10000m 12000m 14000m 16000m 18000m 20000m			00:05:43.4 00:11:51.0 00:16:07.4 00:20:26.2 00:24:38.2 00:29:07.0 00:35:03.2 00:41:19.6 00:47:51.6 00:52:41.7				
134.		Riccadonna Francesco		1975	00:14:46.7	00:33:17.8	00:50:35.5	00:55:22.7	+00:17:28.2
53.Men 41 - 50		2000m 4000m 6000m 8000m 10000m 12000m 14000m 16000m 18000m 20000m			00:06:37.5 00:13:37.1 00:18:09.6 00:22:31.3 00:26:47.7 00:31:20.0 00:37:00.4 00:42:40.9 00:48:34.5 00:52:56.9				
135.		millar Greig		1978	00:13:17.4	00:32:05.4	00:50:20.6	00:55:33.6	+00:17:39.0
54.Men 41 - 50		2000m 4000m 6000m 8000m 10000m 12000m 14000m 16000m 18000m 20000m			00:06:05.7 00:12:28.0 00:16:59.7 00:21:19.0 00:25:43.2 00:30:15.1 00:35:50.2 00:41:54.0 00:48:10.7 00:52:50.2				
136.		Moss Stuart		1961	00:13:22.9	00:31:51.2	00:50:28.6	00:55:52.8	+00:17:58.3
43.Men 51 - 60		2000m 4000m 6000m 8000m 10000m 12000m 14000m 16000m 18000m 20000m			00:05:58.6 00:12:06.2 00:16:37.9 00:21:04.9 00:25:33.3 00:30:09.1 00:36:01.5 00:42:22.8 00:48:26.8 00:53:00.2				



Rank abs/cat	Jersey	Name	CoR	DoB	INT1	INT2	INT3	Finishtime	
137.		Davidson Nigel Phoenix Tri		1961	00:13:41.6	00:32:30.7	00:50:21.8	00:56:12.9	+00:18:18.4
44.Men 51 - 60		2000m 4000m 6000m 8000m 10000m 12000m 14000m 16000m 18000m 20000m			00:05:58.6 00:12:24.1 00:17:04.6 00:21:37.7 00:26:04.4 00:30:36.7 00:36:23.4 00:42:17.8 00:48:13.5 00:53:01.9				
138.		Spakowski Adalbert		1978	00:14:56.9	00:33:14.0	00:50:59.2	00:56:29.1	+00:18:34.6
55.Men 41 - 50		2000m 4000m 6000m 8000m 10000m 12000m 14000m 16000m 18000m 20000m			00:06:47.8 00:13:40.4 00:18:11.5 00:22:47.8 00:26:55.5 00:31:27.7 00:37:02.6 00:42:54.0 00:48:55.3 00:53:29.9				
139.		K. Gunnar		1978	00:13:24.1	00:32:10.2	00:50:28.1	00:56:30.6	+00:18:36.1
56.Men 41 - 50		2000m 4000m 6000m 8000m 10000m 12000m 14000m 16000m 18000m 20000m			00:06:11.8 00:12:04.2 00:16:36.8 00:21:07.2 00:25:46.5 00:30:26.8 00:36:12.2 00:42:28.7 00:48:32.4 00:53:07.7				
140.		Ezra Jared		1973	00:15:35.6	00:33:50.0	00:51:48.5	00:57:22.1	+00:19:27.5
57.Men 41 - 50		2000m 4000m 6000m 8000m 10000m 12000m 14000m 16000m 18000m 20000m			00:08:06.2 00:14:23.6 00:18:51.3 00:23:19.5 00:27:36.7 00:32:07.0 00:37:36.5 00:43:32.6 00:49:43.9 00:54:31.3				
141.		Franke Michael		1985	00:13:51.8	00:32:28.9	00:52:25.3	00:57:33.8	+00:19:39.2
20.Men 31 - 40		2000m 4000m 6000m 8000m 10000m 12000m 14000m 16000m 18000m 20000m			00:05:54.9 00:12:41.5 00:17:09.9 00:21:42.9 00:25:53.5 00:30:25.0 00:36:45.3 00:43:05.9 00:50:05.6 00:54:58.0				
142.		Levesque Daniel Rouvy Québec (RyQc)		1961	00:14:45.3	00:32:45.7	00:51:48.0	00:57:35.4	+00:19:40.9
45.Men 51 - 60		2000m 4000m 6000m 8000m 10000m 12000m 14000m 16000m 18000m 20000m			00:07:16.9 00:13:31.5 00:17:46.0 00:22:11.1 00:26:44.5 00:31:19.1 00:36:25.5 00:43:02.1 00:49:39.6 00:54:29.9				
143.		Chen Tony		1966	00:13:58.2	00:34:32.7	00:52:02.1	00:57:52.4	+00:19:57.8
46.Men 51 - 60		2000m 4000m 6000m 8000m 10000m 12000m 14000m 16000m 18000m 20000m			00:06:16.7 00:12:35.0 00:17:30.5 00:22:52.2 00:27:49.3 00:32:49.9 00:38:22.7 00:43:59.0 00:49:54.8 00:54:41.0				
144.		huang chenyuan		1980	00:13:45.9	00:33:18.1	00:52:08.8	00:58:04.3	+00:20:09.8
58.Men 41 - 50		2000m 4000m 6000m 8000m 10000m 12000m 14000m 16000m 18000m 20000m			00:05:35.8 00:12:27.2 00:17:13.8 00:22:00.1 00:26:44.5 00:31:48.1 00:37:26.4 00:43:32.9 00:50:05.6 00:54:54.8				
145.		McGurk Ted		1959	00:14:33.3	00:33:46.9	00:52:43.2	00:58:15.5	+00:20:20.9
17.Men 60+		2000m 4000m 6000m 8000m 10000m 12000m 14000m 16000m 18000m 20000m			00:06:46.8 00:13:18.5 00:17:52.0 00:22:44.4 00:27:15.8 00:31:58.3 00:37:54.8 00:44:17.3 00:50:33.6 00:55:23.3				
146.		Silva Vitor Moura		1968	00:14:29.1	00:33:42.0	00:52:36.9	00:58:25.3	+00:20:30.7
47.Men 51 - 60		2000m 4000m 6000m 8000m 10000m 12000m 14000m 16000m 18000m 20000m			00:06:42.9 00:13:06.4 00:18:01.7 00:22:45.0 00:27:10.4 00:31:48.9 00:37:31.8 00:44:00.4 00:50:23.7 00:55:23.4				
147.		webster stuart None		1967	00:13:14.3	00:33:02.0	00:52:58.5	00:58:39.1	+00:20:44.5
48.Men 51 - 60		2000m 4000m 6000m 8000m 10000m 12000m 14000m 16000m 18000m 20000m			00:05:38.5 00:12:00.2 00:16:40.7 00:21:22.3 00:25:59.7 00:30:50.9 00:37:23.6 00:43:59.3 00:50:42.6 00:55:42.0				
148.		Williams Peter AVTC		1954	00:14:51.1	00:34:14.9	00:53:34.1	00:59:01.7	+00:21:07.1
18.Men 60+		2000m 4000m 6000m 8000m 10000m 12000m 14000m 16000m 18000m 20000m			00:06:30.7 00:13:36.6 00:18:23.1 00:23:00.1 00:27:29.5 00:32:15.3 00:38:25.8 00:44:47.5 00:51:20.9 00:56:08.6				
149.		Engelhardt Thomas Ayurwell		1966	00:14:28.6	00:34:22.8	00:53:30.0	00:59:26.0	+00:21:31.4
49.Men 51 - 60		2000m 4000m 6000m 8000m 10000m 12000m 14000m 16000m 18000m 20000m			00:06:19.7 00:12:58.4 00:18:15.8 00:22:56.2 00:27:25.7 00:32:22.2 00:38:50.5 00:45:02.2 00:51:17.9 00:56:19.5				
150.		Wilson David		1962	00:13:53.2	00:33:33.1	00:53:39.1	00:59:29.5	+00:21:34.9
50.Men 51 - 60		2000m 4000m 6000m 8000m 10000m 12000m 14000m 16000m 18000m 20000m			00:06:16.6 00:12:34.1 00:17:18.7 00:22:00.8 00:26:26.5 00:31:27.9 00:37:37.4 00:44:19.2 00:51:15.7 00:56:30.4				



Rank abs/cat	Jersey	Name	CoR	DoB	INT1	INT2	INT3	Finishtime			
151.		Jones Rob		1965	00:14:38.1	00:34:01.1	00:54:10.2	00:59:30.8	+00:21:36.2		
51.Men 51 - 60		2000m 00:06:02.4	4000m 00:13:22.0	6000m 00:18:17.7	8000m 00:23:04.0	10000m 00:27:21.5	12000m 00:31:59.0	14000m 00:38:15.4	16000m 00:44:57.9	18000m 00:51:50.9	20000m 00:56:47.4
152.		Duran Pablo		1988	00:14:06.6	00:33:44.4	00:53:38.2	00:59:32.6	+00:21:38.1		
21.Men 31 - 40		2000m 00:06:12.6	4000m 00:12:45.1	6000m 00:17:42.6	8000m 00:22:42.0	10000m 00:27:13.3	12000m 00:31:48.9	14000m 00:37:49.7	16000m 00:44:27.3	18000m 00:51:19.6	20000m 00:56:26.3
153.		Knetsch Werner		1953	00:14:19.0	00:33:27.0	00:54:17.4	00:59:35.8	+00:21:41.2		
19.Men 60+		2000m 00:06:09.8	4000m 00:13:07.1	6000m 00:17:35.9	8000m 00:22:02.8	10000m 00:26:22.4	12000m 00:31:11.9	14000m 00:37:50.4	16000m 00:44:43.4	18000m 00:51:38.8	20000m 00:56:57.2
154.		KIM YoungBae		1973	00:15:19.9	00:34:55.8	00:54:23.2	00:59:52.9	+00:21:58.4		
59.Men 41 - 50		2000m 00:07:06.9	4000m 00:14:05.4	6000m 00:18:55.8	8000m 00:23:38.2	10000m 00:28:09.6	12000m 00:32:52.1	14000m 00:38:59.8	16000m 00:45:12.3	18000m 00:52:05.8	20000m 00:57:06.3
155.		Teodoro Paulo		1976	00:14:00.7	00:34:28.8	00:54:29.1	01:00:13.3	+00:22:18.8		
60.Men 41 - 50		2000m 00:06:21.8	4000m 00:12:46.1	6000m 00:17:33.6	8000m 00:22:34.2	10000m 00:27:21.6	12000m 00:32:33.9	14000m 00:38:52.7	16000m 00:45:39.5	18000m 00:52:08.9	20000m 00:57:19.6
156.		Heinemann Walter		1956	00:14:22.2	00:34:46.0	00:55:19.2	01:01:07.2	+00:23:12.6		
20.Men 60+		2000m 00:06:36.7	4000m 00:13:29.5	6000m 00:18:18.0	8000m 00:23:07.0	10000m 00:27:43.8	12000m 00:32:45.2	14000m 00:39:09.7	16000m 00:45:47.1	18000m 00:52:51.9	20000m 00:58:10.5
157.		KoItun Tomasz		1967	00:15:59.5	00:36:31.3	00:55:19.6	01:01:17.1	+00:23:22.6		
52.Men 51 - 60		2000m 00:07:13.9	4000m 00:14:38.2	6000m 00:19:46.9	8000m 00:24:51.4	10000m 00:29:35.8	12000m 00:34:34.6	14000m 00:40:21.7	16000m 00:46:27.5	18000m 00:53:09.3	20000m 00:58:06.6
158.		Dobinson Ian		1952	00:14:21.8	00:34:41.9	00:55:17.4	01:01:24.5	+00:23:29.9		
21.Men 60+		2000m 00:06:21.8	4000m 00:13:02.1	6000m 00:17:56.0	8000m 00:23:03.1	10000m 00:27:44.6	12000m 00:32:46.1	14000m 00:38:53.6	16000m 00:45:40.2	18000m 00:52:39.9	20000m 00:58:15.6
159.		Austen David		1971	00:26:07.7	00:42:22.4	00:57:02.9	01:02:03.0	+00:24:08.5		
61.Men 41 - 50		2000m 00:19:35.1	4000m 00:25:23.5	6000m 00:29:17.7	8000m 00:33:26.1	10000m 00:37:09.6	12000m 00:41:06.0	14000m 00:45:37.2	16000m 00:50:25.6	18000m 00:55:21.1	20000m 00:59:21.2
160.		Griffon Hervé		1951	00:16:33.5	00:37:17.7	00:56:43.7	01:02:32.8	+00:24:38.3		
22.Men 60+		2000m 00:07:21.0	4000m 00:15:13.3	6000m 00:20:30.7	8000m 00:25:31.2	10000m 00:30:15.0	12000m 00:35:08.2	14000m 00:41:28.7	16000m 00:47:58.2	18000m 00:54:33.2	20000m 00:59:25.9
161.		On-Miles JuanC		1976	00:28:02.6	00:44:33.7	00:58:25.1	01:03:35.0	+00:25:40.5		
62.Men 41 - 50		2000m 00:21:27.1	4000m 00:26:49.7	6000m 00:30:58.8	8000m 00:35:01.3	10000m 00:38:52.9	12000m 00:43:00.0	14000m 00:47:25.6	16000m 00:51:57.8	18000m 00:56:45.6	20000m 01:00:43.8
162.		Webber Mark		1972	00:14:49.0	00:46:26.7	01:04:49.8	01:10:11.3	+00:32:16.8		
63.Men 41 - 50		2000m 00:06:44.5	4000m 00:13:32.1	6000m 00:18:19.9	8000m 00:23:03.4	10000m 00:39:36.9	12000m 00:44:37.2	14000m 00:50:31.0	16000m 00:56:21.5	18000m 01:02:44.7	20000m 01:07:22.8
163.		Hodges Virgil		1981	00:15:42.9	00:42:42.6	01:04:46.9	01:10:25.3	+00:32:30.7		
22.Men 31 - 40		2000m 00:06:56.7	4000m 00:14:16.3	6000m 00:20:02.1	8000m 00:27:06.4	10000m 00:34:13.5	12000m 00:40:38.7	14000m 00:47:30.6	16000m 00:55:14.4	18000m 01:02:41.8	20000m 01:07:25.8
164.		kaletto Edu		1970	00:19:00.2	00:42:52.0	01:06:16.8	01:12:29.8	+00:34:35.3		
53.Men 51 - 60		2000m 00:08:45.8	4000m 00:17:26.7	6000m 00:23:27.2	8000m 00:29:12.8	10000m 00:34:48.3	12000m 00:40:40.0	14000m 00:48:17.3	16000m 00:55:52.0	18000m 01:03:34.3	20000m 01:09:16.6

Rank abs/cat	Jersey	Name	CoR	DoB	INT1	INT2	INT3	Finishtime						
165.		Martin Luis		1973	00:21:29.0	00:43:17.0	01:07:01.8	01:12:30.3	+00:34:35.7					
64.Men 41 - 50					2000m 00:09:13.2	4000m 00:20:11.1	6000m 00:25:37.6	8000m 00:30:44.0	10000m 00:35:28.4	12000m 00:40:28.8	14000m 00:48:03.4	16000m 00:55:54.2	18000m 01:04:03.5	20000m 01:09:45.9
166.		Müller Carsten		1974	00:33:07.1	00:51:25.2	01:10:02.5	01:15:44.8	+00:37:50.3					
65.Men 41 - 50					2000m 00:25:42.2	4000m 00:31:56.2	6000m 00:36:21.5	8000m 00:40:41.7	10000m 00:45:01.3	12000m 00:49:30.5	14000m 00:55:18.9	16000m 01:01:18.0	18000m 01:07:43.2	20000m 01:12:43.2
167.		Lim Chee Tong		1979	00:16:24.0	00:41:02.8	01:15:10.6	01:21:48.6	+00:43:54.1					
66.Men 41 - 50					2000m 00:07:07.7	4000m 00:15:03.5	6000m 00:20:39.0	8000m 00:26:22.4	10000m 00:31:54.0	12000m 00:38:11.5	14000m 00:47:15.7	16000m 01:01:50.1	18000m 01:11:50.5	20000m 01:18:35.0
168.		Slack Rob		1959	00:18:37.8	00:37:51.5	01:19:01.7	01:23:55.3	+00:46:00.8					
23.Men 60+					2000m 00:04:50.8	4000m 00:09:45.2	6000m 00:23:11.3	8000m 00:27:24.5	10000m 00:31:06.9	12000m 00:34:59.5	14000m 00:41:25.1	16000m 00:46:15.5	18000m 00:51:38.9	20000m 01:21:14.6
169.		Bornman Chris		1959	00:32:02.1	00:55:24.7	01:21:44.5	01:27:31.6	+00:49:37.1					
24.Men 60+					2000m 00:22:37.2	4000m 00:30:46.9	6000m 00:35:57.2	8000m 00:41:10.6	10000m 00:46:18.5	12000m 00:52:19.9	14000m 01:01:07.9	16000m 01:10:07.9	18000m 01:18:26.6	20000m 01:24:35.3
		D. Adrian		1970	00:17:21.3			DNF						
M 51-60					2000m 00:10:28.1	4000m 00:16:10.7	6000m 00:20:22.9	8000m 00:24:34.5	10000m 00:28:57.8	12000m	14000m	16000m	18000m	20000m
		Sorvari Jaakko		1978				DNF						
M 41-50					2000m 00:05:07.8	4000m	6000m	8000m	10000m	12000m	14000m	16000m	18000m	20000m
		Alberto Anzola		1964	00:15:35.3			DNF						
M 51-60					2000m 00:06:32.4	4000m 00:14:09.6	6000m	8000m	10000m	12000m	14000m	16000m	18000m	20000m
		Pepworth Simon		1980	00:12:33.4			DNF						
M 41-50					2000m 00:05:20.8	4000m 00:11:16.0	6000m 00:15:37.7	8000m	10000m	12000m	14000m	16000m	18000m	20000m
		Wilson Marty		1982	00:11:25.8	00:26:44.4		DNF						
M 31-40					2000m 00:05:14.5	4000m 00:10:20.1	6000m 00:14:08.2	8000m 00:17:58.7	10000m 00:21:43.2	12000m 00:25:33.3	14000m 00:30:03.8	16000m	18000m	20000m
		Gracla Josef		1962				DNF						
M 51-60					2000m	4000m	6000m	8000m	10000m	12000m	14000m	16000m	18000m	20000m
		3 rrr		1976	00:16:10.8	00:34:05.3		DNF						
M 41-50					2000m 00:08:31.8	4000m 00:14:51.5	6000m 00:19:24.9	8000m 00:23:56.1	10000m 00:28:00.5	12000m 00:32:18.0	14000m 00:37:48.6	16000m	18000m	20000m