

Official results

TRAVEL THE WORLD - Italy | #1 | EU

Passo Sella IT | #1

MU 20

Start time UTC: 18:00:00

Rank cat	Jersey	Name	CoR	DoB	INT1	INT3	INT4	Finishtime	
1.		Kopecký Petr Rouvy Specialized Cycling Team		2003	00:13:03.2	00:20:06.8	00:27:00.8	00:35:44.9	+00:00:00.0
MU 20		1000m2000m3000m5000m6000m7500m9500m11000m							
		00:02:07.700:05:22.900:08:31.900:14:37.400:18:03.000:23:25.300:30:29.800:35:17.7							
2.		Vlasatý Jakub Rouvy Specialized Cycling Team		2003	00:13:29.1	00:20:21.9	00:27:33.0	00:35:46.8	+00:00:01.8
MU 20		1000m2000m3000m5000m6000m7500m9500m11000m							
		00:02:42.800:05:50.500:08:59.900:15:06.500:18:24.000:24:00.800:30:39.700:35:17.9							
3.		Belo Francisco ADRAP		2002	00:14:02.5	00:21:30.7	00:28:24.8	00:38:58.0	+00:03:13.0
MU 20		1000m2000m3000m5000m6000m7500m9500m11000m							
		00:02:44.600:06:04.600:09:22.900:15:45.700:19:21.600:24:50.200:32:46.000:38:26.6							

Rank cat	Jersey	Name	CoR	DoB	INT1	INT3	INT4	Finishtime	
1.		Koedijk Matthijs Team Corractec		1993	00:11:29.6	00:17:29.5	00:23:04.2	00:30:47.0	+00:00:00.0
M 21-30		1000m 00:02:04.3 2000m 00:04:48.9 3000m 00:07:32.2 5000m 00:12:51.8 6000m 00:15:46.1 7500m 00:20:10.8 9500m 00:25:58.4 11000m 00:30:17.7							
2.		Delgado Alejandro CTC		1992	00:13:24.1	00:20:54.7	00:26:42.8	00:35:38.9	+00:04:51.8
M 21-30		1000m 00:02:56.0 2000m 00:06:03.7 3000m 00:09:06.8 5000m 00:15:05.7 6000m 00:18:27.1 7500m 00:23:24.3 9500m 00:30:11.6 11000m 00:35:11.7							
3.		van der Heide Teun wv Kapenga		1997	00:13:11.4	00:20:09.8	00:26:52.8	00:36:10.2	+00:05:23.1
M 21-30		1000m 00:02:17.9 2000m 00:05:23.9 3000m 00:08:32.4 5000m 00:14:45.7 6000m 00:18:03.0 7500m 00:23:25.6 9500m 00:30:31.6 11000m 00:35:41.1							
4.		Vilímek Ondřej FISCHER SKI KLUB VIMPERK		1996	00:13:46.2	00:22:02.2	00:28:28.5	00:38:02.4	+00:07:15.3
M 21-30		1000m 00:02:27.8 2000m 00:05:43.1 3000m 00:09:00.9 5000m 00:15:31.7 6000m 00:19:12.8 7500m 00:24:50.0 9500m 00:32:11.3 11000m 00:37:30.0							
5.		Gustafsson Anton		1992	00:16:29.4	00:24:21.9	00:31:34.0	00:41:41.1	+00:10:54.1
M 21-30		1000m 00:03:27.3 2000m 00:07:34.3 3000m 00:11:22.1 5000m 00:18:21.3 6000m 00:22:08.9 7500m 00:27:52.4 9500m 00:35:25.9 11000m 00:41:05.8							
6.		Terra Emidio ROUVY AMBASSADOR		1991	00:14:05.5	00:22:51.9	00:30:03.2	00:42:16.9	+00:11:29.8
M 21-30		1000m 00:02:33.9 2000m 00:05:50.3 3000m 00:09:11.9 5000m 00:15:50.9 6000m 00:19:49.0 7500m 00:25:57.4 9500m 00:35:07.6 11000m 00:41:37.9							
7.		Munkhammar Tobias Team Ted		1991	00:15:04.5	00:24:13.8	00:33:36.8	00:46:39.2	+00:15:52.1
M 21-30		1000m 00:02:45.7 2000m 00:06:13.4 3000m 00:09:50.4 5000m 00:17:03.5 6000m 00:21:26.8 7500m 00:28:45.9 9500m 00:38:46.6 11000m 00:46:06.2							
8.		Sollazzo Fabrizio		1991	00:17:31.0	00:26:40.0	00:35:50.2	00:48:43.9	+00:17:56.8
M 21-30		1000m 00:03:05.2 2000m 00:07:22.1 3000m 00:11:27.4 5000m 00:19:33.5 6000m 00:23:57.8 7500m 00:31:06.9 9500m 00:40:37.6 11000m 00:48:00.0							
9.		Pack Tobias		1994	00:17:25.6	00:27:34.7	00:36:21.4	00:48:51.0	+00:18:04.0
M 21-30		1000m 00:02:58.0 2000m 00:07:10.9 3000m 00:11:35.9 5000m 00:19:32.6 6000m 00:24:05.5 7500m 00:31:32.1 9500m 00:41:20.6 11000m 00:48:19.3							
10.		Halva Jakub		1998	00:18:32.5	00:29:03.9	00:38:45.2	00:50:03.2	+00:19:16.1
M 21-30		1000m 00:02:46.0 2000m 00:07:05.0 3000m 00:11:51.2 5000m 00:20:57.6 6000m 00:26:01.9 7500m 00:33:56.3 9500m 00:42:59.6 11000m 00:49:32.6							
11.		Val Pierrick		1991	00:18:56.4	00:29:47.9	00:38:29.5	00:51:01.6	+00:20:14.5
M 21-30		1000m 00:03:27.2 2000m 00:08:11.7 3000m 00:12:42.8 5000m 00:21:17.4 6000m 00:26:09.6 7500m 00:33:23.1 9500m 00:43:09.5 11000m 00:50:22.5							
12.		Boonen Laurens		1993	00:21:59.7	00:35:15.1	00:45:25.7	01:00:38.0	+00:29:50.9
M 21-30		1000m 00:04:11.4 2000m 00:08:45.5 3000m 00:15:04.8 5000m 00:24:31.9 6000m 00:30:36.5 7500m 00:39:32.8 9500m 00:51:05.5 11000m 00:59:48.1							
13.		Kottier Danique		2000	00:21:56.9	00:34:18.4	00:46:55.2	01:02:52.9	+00:32:05.9
M 21-30		1000m 00:03:36.2 2000m 00:08:50.9 3000m 00:14:23.6 5000m 00:24:28.1 6000m 00:30:42.5 7500m 00:39:44.7 9500m 00:53:35.6 11000m 01:02:21.1							
		hypnoticdj@gmx.de hypnoticd		1991	00:11:21.0			DSQ	
M 21-30		1000m 00:01:57.5 2000m 00:04:47.3 3000m 00:07:27.3 5000m 00:12:47.0 6000m 7500m 9500m 11000m							

ROUVY

ELITE

Santini

NUTREND®

Rank cat	Jersey	Name	CoR	DoB	INT1	INT3	INT4	Finishtime	
		zach zionts Jigawatt		1999					DSQ
M 21-30		1000m 00:02:18.4	2000m 00:04:53.1	3000m 00:07:26.0	5000m	6000m 7500m	9500m	11000m	
		Šebetovský Jan		1993					DNF
M 21-30		1000m	2000m	3000m	5000m	6000m 7500m	9500m	11000m	






Rank cat	Jersey	Name	CoR	DoB	INT1	INT3	INT4	Finishtime	
1.		Hanlon Thomas Tactic UK RT		1990	00:11:35.4	00:17:36.6	00:23:35.9	00:31:09.7	+00:00:00.0
M 31-40		1000m 00:02:12.5 2000m 00:04:57.9 3000m 00:07:40.1 5000m 00:12:57.8 6000m 00:15:52.1 7500m 00:20:23.2 9500m 00:26:26.6 11000m 00:30:44.6							
2.		Machado Andre Ciclismo2640		1987	00:11:29.0	00:18:06.0	00:23:39.0	00:31:28.9	+00:00:19.1
M 31-40		1000m 00:02:08.7 2000m 00:04:56.9 3000m 00:07:39.5 5000m 00:12:57.0 6000m 00:15:53.3 7500m 00:20:25.3 9500m 00:26:32.0 11000m 00:31:00.9							
3.		De Paepe Pieter		1990	00:11:57.5	00:18:07.0	00:23:42.4	00:31:45.3	+00:00:35.6
M 31-40		1000m 00:02:12.6 2000m 00:04:59.1 3000m 00:07:52.5 5000m 00:13:22.8 6000m 00:16:22.2 7500m 00:20:44.5 9500m 00:26:45.2 11000m 00:31:15.9							
4.		Dawidek Robert		1983	00:12:00.8	00:18:36.1	00:24:42.2	00:33:10.7	+00:02:00.9
M 31-40		1000m 00:02:14.9 2000m 00:04:58.1 3000m 00:07:48.1 5000m 00:13:31.1 6000m 00:16:42.7 7500m 00:21:33.7 9500m 00:27:55.4 11000m 00:32:40.8							
5.		Sala Mateusz Biegne, zeby Bartek mogl biegac		1982	00:12:32.1	00:19:11.6	00:25:19.1	00:33:42.3	+00:02:32.6
M 31-40		1000m 00:02:15.5 2000m 00:05:18.1 3000m 00:08:16.3 5000m 00:14:01.3 6000m 00:17:13.6 7500m 00:22:08.8 9500m 00:28:32.5 11000m 00:33:14.7							
6.		Šneberger Jan TT Příbram		1985	00:11:59.6	00:18:47.5	00:25:18.0	00:33:48.1	+00:02:38.4
M 31-40		1000m 00:02:05.5 2000m 00:04:56.8 3000m 00:07:47.3 5000m 00:13:35.1 6000m 00:16:51.8 7500m 00:21:46.8 9500m 00:28:30.9 11000m 00:33:20.1							
7.		Alfin Verini Siovann Cycling Team		1981	00:12:37.5	00:19:15.3	00:25:30.6	00:34:33.3	+00:03:23.6
M 31-40		1000m 00:02:30.7 2000m 00:05:36.2 3000m 00:08:29.7 5000m 00:14:11.1 6000m 00:17:19.7 7500m 00:22:19.0 9500m 00:29:04.9 11000m 00:34:06.3							
8.		Nýč Michal Mondraker Závodní tým		1982	00:13:08.9	00:19:56.0	00:26:10.7	00:34:34.8	+00:03:25.1
M 31-40		1000m 00:02:36.8 2000m 00:05:45.3 3000m 00:08:49.0 5000m 00:14:37.5 6000m 00:17:52.9 7500m 00:22:58.1 9500m 00:29:31.4 11000m 00:34:08.1							
9.		Zoppa Matteo Vigili del Fuoco Massa Carrara		1987	00:13:02.5	00:20:02.3	00:25:53.5	00:34:48.4	+00:03:38.7
M 31-40		1000m 00:02:29.6 2000m 00:05:40.5 3000m 00:08:44.7 5000m 00:14:28.3 6000m 00:17:37.0 7500m 00:22:33.9 9500m 00:29:17.2 11000m 00:34:17.4							
10.		Kocurek Jaroslav		1981	00:13:42.4	00:21:33.8	00:27:35.2	00:36:23.6	+00:05:13.9
M 31-40		1000m 00:02:46.0 2000m 00:06:03.7 3000m 00:09:18.1 5000m 00:15:22.9 6000m 00:18:54.2 7500m 00:24:12.7 9500m 00:31:01.6 11000m 00:35:56.0							
11.		Linde Peter RC Herzogenaurach 1894		1986	00:12:46.2	00:20:14.9	00:26:58.5	00:36:39.5	+00:05:29.7
M 31-40		1000m 00:02:25.8 2000m 00:05:23.1 3000m 00:08:24.7 5000m 00:14:15.3 6000m 00:17:34.1 7500m 00:23:02.5 9500m 00:30:33.5 11000m 00:36:06.5							
12.		Benedik Jean-Philippe		1983	00:13:47.0	00:20:56.5	00:27:39.1	00:36:56.0	+00:05:46.3
M 31-40		1000m 00:02:35.8 2000m 00:05:57.3 3000m 00:09:13.2 5000m 00:15:28.0 6000m 00:18:55.4 7500m 00:24:09.8 9500m 00:31:13.7 11000m 00:36:24.1							
13.		Sosa del rio Ismael KFoam		1983	00:14:06.1	00:21:29.6	00:28:10.5	00:37:08.7	+00:05:59.0
M 31-40		1000m 00:02:39.9 2000m 00:06:05.3 3000m 00:09:20.0 5000m 00:15:44.9 6000m 00:19:16.4 7500m 00:24:49.0 9500m 00:31:32.9 11000m 00:36:37.4							
14.		Zvoncek Ondrej RCC, Bike Emergency		1984	00:13:18.8	00:20:53.1	00:27:49.4	00:37:15.0	+00:06:05.3
M 31-40		1000m 00:02:34.6 2000m 00:05:38.3 3000m 00:08:46.6 5000m 00:15:02.9 6000m 00:18:40.5 7500m 00:24:14.8 9500m 00:31:22.1 11000m 00:36:47.6							

ROUVY

ELITE

Santini

NUTREND®

Rank cat	Jersey	Name	CoR	DoB	INT1	INT3	INT4	Finishtime	
15.		Luke Luke CK Vinohradské šlapky		1985	00:13:54.4	00:21:25.5	00:28:22.7	00:37:26.8	+00:06:17.1
M 31-40		1000m 00:02:24.7 2000m 00:05:45.3 3000m 00:09:00.9 5000m 00:15:31.9 6000m 00:19:10.5 7500m 00:24:50.3 9500m 00:31:57.2 11000m 00:36:59.6							
16.		Idec Łukasz Czarne Słońca		1981	00:14:18.5	00:21:42.8	00:28:48.2	00:37:27.9	+00:06:18.2
M 31-40		1000m 00:02:49.9 2000m 00:06:15.7 3000m 00:09:45.2 5000m 00:16:00.4 6000m 00:19:39.7 7500m 00:25:05.5 9500m 00:32:01.3 11000m 00:36:59.5							
17.		Pícha Marek		1986	00:13:43.2	00:21:08.2	00:28:01.5	00:37:28.6	+00:06:18.9
M 31-40		1000m 00:02:19.4 2000m 00:05:37.2 3000m 00:09:07.2 5000m 00:15:22.9 6000m 00:18:54.7 7500m 00:24:27.9 9500m 00:31:41.1 11000m 00:36:58.7							
18.		Winner Ron		1990	00:14:14.7	00:21:56.7	00:29:02.8	00:38:24.6	+00:07:14.9
M 31-40		1000m 00:02:40.8 2000m 00:06:10.3 3000m 00:09:33.3 5000m 00:16:02.1 6000m 00:19:45.8 7500m 00:25:15.2 9500m 00:32:31.7 11000m 00:37:57.8							
19.		Koprivec Tomaz Gorajte		1986	00:14:06.1	00:22:24.9	00:29:05.7	00:38:28.6	+00:07:18.8
M 31-40		1000m 00:02:35.9 2000m 00:05:59.6 3000m 00:09:20.2 5000m 00:15:51.1 6000m 00:19:34.6 7500m 00:25:13.1 9500m 00:32:42.6 11000m 00:38:00.1							
20.		Pickering Jack		1987	00:14:19.5	00:22:24.0	00:29:38.1	00:38:51.2	+00:07:41.5
M 31-40		1000m 00:02:49.6 2000m 00:06:15.6 3000m 00:09:43.4 5000m 00:16:04.3 6000m 00:19:35.8 7500m 00:25:42.5 9500m 00:33:06.7 11000m 00:38:20.3							
21.		Pritchard Chris Cycling Hub		1983	00:15:13.7	00:23:11.1	00:30:13.3	00:39:28.4	+00:08:18.7
M 31-40		1000m 00:02:31.9 2000m 00:06:18.7 3000m 00:10:04.5 5000m 00:17:00.8 6000m 00:20:59.6 7500m 00:26:43.2 9500m 00:33:56.4 11000m 00:39:00.6							
22.		BRICLET FREDERIC		1981	00:14:22.0	00:22:46.6	00:29:32.2	00:39:33.8	+00:08:24.1
M 31-40		1000m 00:02:26.7 2000m 00:05:52.4 3000m 00:09:20.9 5000m 00:16:07.4 6000m 00:19:54.8 7500m 00:25:45.5 9500m 00:33:36.1 11000m 00:39:05.8							
23.		Bienias Łukasz RouvyPL		1984	00:15:09.8	00:22:50.1	00:30:02.4	00:39:46.9	+00:08:37.2
M 31-40		1000m 00:02:49.0 2000m 00:06:31.9 3000m 00:10:05.7 5000m 00:17:01.6 6000m 00:20:38.4 7500m 00:26:24.9 9500m 00:33:51.0 11000m 00:39:17.7							
24.		Shortland jason-		1982	00:14:19.4	00:22:20.7	00:29:54.3	00:39:48.1	+00:08:38.4
M 31-40		1000m 00:02:34.6 2000m 00:06:00.4 3000m 00:09:25.0 5000m 00:16:10.9 6000m 00:19:59.9 7500m 00:25:59.6 9500m 00:33:43.2 11000m 00:39:17.8							
25.		MARKOSEK NEJC savlje top 1		1989	00:14:25.4	00:22:25.8	00:29:51.1	00:39:51.9	+00:08:42.2
M 31-40		1000m 00:02:24.5 2000m 00:05:54.2 3000m 00:09:20.9 5000m 00:16:10.0 6000m 00:20:05.9 7500m 00:26:01.7 9500m 00:33:50.9 11000m 00:39:24.5							
26.		Felgueiras Vitor Bandarras Clube Ciclismo de Trancoso		1981	00:15:16.8	00:23:48.3	00:30:35.5	00:40:11.5	+00:09:01.8
M 31-40		1000m 00:02:48.7 2000m 00:06:35.5 3000m 00:10:13.8 5000m 00:17:09.7 6000m 00:20:58.3 7500m 00:26:41.9 9500m 00:34:12.1 11000m 00:39:40.9							
27.		-MITTAINE MISSET -Alexandre		1986	00:14:32.8	00:22:24.9	00:30:01.6	00:40:19.4	+00:09:09.6
M 31-40		1000m 00:02:41.7 2000m 00:06:06.8 3000m 00:09:34.2 5000m 00:16:19.2 6000m 00:20:10.2 7500m 00:26:08.9 9500m 00:33:54.9 11000m 00:39:42.8							
28.		Buttle David VCC		1986	00:14:51.7	00:22:40.1	00:30:14.3	00:40:23.3	+00:09:13.6
M 31-40		1000m 00:02:38.7 2000m 00:06:17.7 3000m 00:09:49.3 5000m 00:16:33.5 6000m 00:20:23.8 7500m 00:26:16.8 9500m 00:34:14.0 11000m 00:39:55.0							

ROUVY

ELITE

Santini

NUTREND®





























Rank cat	Jersey	Name	CoR	DoB	INT1	INT3	INT4	Finishtime	
29.		Segatto Simone Rodman		1982	00:14:36.4	00:22:21.9	00:29:49.1	00:40:26.0	+00:09:16.3
M 31-40		1000m 00:02:54.0 2000m 00:06:16.8 3000m 00:09:40.5 5000m 00:16:18.2 6000m 00:20:02.0 7500m 00:25:57.9 9500m 00:33:55.1 11000m 00:39:55.1							
30.		Bob Budowniczy		1982	00:14:52.5	00:22:51.0	00:30:44.8	00:40:49.7	+00:09:40.0
M 31-40		1000m 00:02:13.8 2000m 00:05:47.3 3000m 00:09:34.4 5000m 00:16:40.6 6000m 00:20:37.3 7500m 00:26:33.7 9500m 00:34:34.3 11000m 00:40:19.0							
31.		Anpilov Andriy		1981	00:16:00.1	00:24:24.0	00:30:55.8	00:40:51.4	+00:09:41.7
M 31-40		1000m 00:02:57.0 2000m 00:06:33.6 3000m 00:09:59.5 5000m 00:17:52.2 6000m 00:21:36.9 7500m 00:27:16.8 9500m 00:34:45.2 11000m 00:40:20.1							
32.		Liu Alan		1982	00:15:00.1	00:22:56.4	00:30:50.5	00:40:59.3	+00:09:49.6
M 31-40		1000m 00:02:51.3 2000m 00:06:26.8 3000m 00:09:50.3 5000m 00:16:48.6 6000m 00:20:41.3 7500m 00:26:40.1 9500m 00:34:43.6 11000m 00:40:22.4							
33.		Paulmichl Patrick RyuX CrossCountry		1984	00:14:38.8	00:22:46.2	00:30:37.5	00:41:02.5	+00:09:52.8
M 31-40		1000m 00:02:24.9 2000m 00:05:56.4 3000m 00:09:30.1 5000m 00:16:24.4 6000m 00:20:27.0 7500m 00:26:26.7 9500m 00:34:46.4 11000m 00:40:36.5							
34.		Hamstra Sietze		1983	00:15:49.3	00:23:59.8	00:31:47.2	00:41:35.0	+00:10:25.3
M 31-40		1000m 00:02:53.1 2000m 00:06:41.9 3000m 00:10:24.8 5000m 00:17:40.7 6000m 00:21:40.9 7500m 00:27:39.3 9500m 00:35:33.7 11000m 00:41:08.9							
35.		Kapot Iliya WTF TEAM		1989	00:15:16.0	00:23:34.2	00:31:19.7	00:42:00.2	+00:10:50.5
M 31-40		1000m 00:02:42.0 2000m 00:06:21.5 3000m 00:10:03.4 5000m 00:17:13.6 6000m 00:21:15.6 7500m 00:27:23.0 9500m 00:35:32.0 11000m 00:41:26.7							
36.		DESORME Gaëtan		1985	00:15:23.8	00:23:37.6	00:31:30.9	00:42:14.9	+00:11:05.2
M 31-40		1000m 00:02:44.0 2000m 00:06:31.6 3000m 00:10:11.8 5000m 00:17:18.8 6000m 00:21:16.7 7500m 00:27:26.0 9500m 00:35:43.1 11000m 00:41:43.8							
37.		Żurek Dawid		1984	00:15:42.8	00:23:53.5	00:31:47.8	00:42:17.8	+00:11:08.1
M 31-40		1000m 00:03:04.8 2000m 00:06:57.8 3000m 00:10:38.7 5000m 00:17:37.1 6000m 00:21:33.5 7500m 00:27:33.4 9500m 00:35:42.0 11000m 00:41:44.7							
38.		milan_uher Milan_83		1983	00:15:49.0	00:24:10.9	00:31:47.4	00:42:21.7	+00:11:12.0
M 31-40		1000m 00:03:02.1 2000m 00:07:02.1 3000m 00:10:44.6 5000m 00:17:32.7 6000m 00:21:25.5 7500m 00:27:52.6 9500m 00:35:47.2 11000m 00:41:47.7							
39.		Desbiolles Sebastien		1982	00:14:48.7	00:23:50.8	00:31:26.7	00:42:29.6	+00:11:19.9
M 31-40		1000m 00:02:34.0 2000m 00:06:07.7 3000m 00:09:43.2 5000m 00:16:42.6 6000m 00:20:44.1 7500m 00:27:04.9 9500m 00:35:35.8 11000m 00:41:57.9							
40.		Munoz David		1981	00:15:16.9	00:23:30.3	00:31:41.8	00:42:32.9	+00:11:23.2
M 31-40		1000m 00:02:45.8 2000m 00:06:29.1 3000m 00:10:13.6 5000m 00:17:10.7 6000m 00:21:11.6 7500m 00:27:24.6 9500m 00:35:51.4 11000m 00:41:59.2							
41.		Dančák Vlastimil		1981	00:15:58.3	00:24:11.6	00:32:01.5	00:42:38.4	+00:11:28.7
M 31-40		1000m 00:03:11.2 2000m 00:07:00.9 3000m 00:10:39.7 5000m 00:17:50.2 6000m 00:21:51.8 7500m 00:27:52.7 9500m 00:36:13.4 11000m 00:42:06.1							
42.		Arias Jorge CC Trasona		1988	00:15:35.3	00:23:51.4	00:31:50.9	00:42:46.1	+00:11:36.4
M 31-40		1000m 00:02:59.0 2000m 00:06:40.6 3000m 00:10:22.4 5000m 00:17:27.9 6000m 00:21:26.7 7500m 00:27:45.4 9500m 00:35:58.9 11000m 00:42:13.2							

ROUVY

ELITE

Santini

NUTREND®

Rank cat	Jersey	Name	CoR	DoB	INT1	INT3	INT4	Finishtime	
43.		Gallo Raul		1984	00:16:14.0	00:25:07.6	00:32:14.3	00:42:56.9	+00:11:47.2
M 31-40					Username siberiantrail				
		1000m	2000m	3000m	5000m	6000m	7500m	9500m	11000m
		00:03:00.7	00:07:07.0	00:10:56.9	00:18:04.0	00:22:07.7	00:28:14.7	00:36:22.2	00:42:24.2
44.		Vollmer Andi		1983	00:15:41.9	00:24:47.3	00:32:11.0	00:43:01.9	+00:11:52.2
M 31-40					Username AndiAndreasen				
		1000m	2000m	3000m	5000m	6000m	7500m	9500m	11000m
		00:02:56.8	00:06:43.7	00:10:27.3	00:17:38.1	00:21:43.8	00:28:02.3	00:36:27.1	00:42:27.2
45.		Schreiber Chris		1988	00:16:19.4	00:24:47.8	00:32:39.3	00:43:02.9	+00:11:53.2
M 31-40					Username cdti0815				
		1000m	2000m	3000m	5000m	6000m	7500m	9500m	11000m
		00:03:04.1	00:07:01.8	00:10:53.1	00:18:15.0	00:22:21.8	00:28:40.9	00:36:53.5	00:42:35.2
46.		Lausecker Falco		1986	00:16:12.7	00:24:51.2	00:32:41.5	00:43:08.8	+00:11:59.1
M 31-40					Username falco_lausecker				
		1000m	2000m	3000m	5000m	6000m	7500m	9500m	11000m
		00:02:47.0	00:06:46.8	00:10:35.8	00:18:00.2	00:22:20.0	00:28:47.8	00:36:42.5	00:42:39.3
47.		Černý Marek		1989	00:16:31.2	00:24:40.8	00:32:18.4	00:43:08.9	+00:11:59.2
M 31-40					Username lapierre1989				
		1000m	2000m	3000m	5000m	6000m	7500m	9500m	11000m
		00:03:12.2	00:07:21.2	00:11:12.1	00:18:27.2	00:22:22.0	00:28:24.7	00:36:19.3	00:42:32.3
48.		Switzer Gregory		1987	00:15:59.9	00:24:32.7	00:32:40.6	00:43:14.4	+00:12:04.7
M 31-40					Username yeltsin				
		1000m	2000m	3000m	5000m	6000m	7500m	9500m	11000m
		00:02:27.7	00:06:20.7	00:10:11.3	00:17:57.8	00:22:09.6	00:28:36.7	00:36:59.3	00:42:38.3
49.		Bonckaert Wim		1981	00:16:17.5	00:25:21.8	00:32:49.4	00:43:19.5	+00:12:09.8
M 31-40					Username El_Tractor				
		1000m	2000m	3000m	5000m	6000m	7500m	9500m	11000m
		00:03:22.1	00:07:21.0	00:11:04.8	00:18:14.0	00:22:17.2	00:28:33.6	00:36:47.7	00:42:49.3
50.		aymard nicolas		1986	00:15:38.9	00:24:53.9	00:32:31.8	00:43:19.8	+00:12:10.0
M 31-40					Username nicolas.aymard				
		1000m	2000m	3000m	5000m	6000m	7500m	9500m	11000m
		00:02:55.4	00:06:35.9	00:10:19.8	00:17:37.1	00:21:43.8	00:28:09.5	00:36:39.4	00:42:44.3
51.		Bosch Philipp		1987	00:14:50.5	00:24:29.6	00:32:14.3	00:43:52.3	+00:12:42.6
M 31-40					Username philipp534				
		1000m	2000m	3000m	5000m	6000m	7500m	9500m	11000m
		00:02:44.0	00:06:16.8	00:09:49.3	00:16:47.7	00:21:16.6	00:27:44.5	00:36:53.8	00:43:15.8
52.		Šimurda Miloš		1986	00:16:18.0	00:24:53.2	00:33:20.1	00:44:09.5	+00:12:59.8
M 31-40					Username mconell				
		1000m	2000m	3000m	5000m	6000m	7500m	9500m	11000m
		00:02:55.0	00:06:54.9	00:10:44.8	00:18:12.3	00:22:27.2	00:28:54.8	00:37:25.9	00:43:33.9
53.		Goulden Matthew		1981	00:17:01.3	00:25:56.9	00:33:29.6	00:44:11.1	+00:13:01.4
M 31-40					Username shift812				
		1000m	2000m	3000m	5000m	6000m	7500m	9500m	11000m
		00:03:46.5	00:07:36.2	00:11:28.1	00:18:53.6	00:22:58.0	00:29:10.1	00:37:33.0	00:43:35.8
54.		Zalig Iztok		1983	00:15:30.1	00:24:08.5	00:32:26.5	00:44:11.3	+00:13:01.6
M 31-40					Username izalig				
		1000m	2000m	3000m	5000m	6000m	7500m	9500m	11000m
		00:02:50.9	00:06:25.7	00:10:09.6	00:17:26.8	00:21:39.5	00:28:15.7	00:37:01.6	00:43:37.6
55.		Laconi Maurizio		1988	00:15:41.1	00:24:26.6	00:32:58.8	00:44:26.5	+00:13:16.8
M 31-40					Username Maurizio_Laconi				
		1000m	2000m	3000m	5000m	6000m	7500m	9500m	11000m
		00:02:52.9	00:06:38.5	00:10:20.3	00:17:44.0	00:21:56.8	00:28:30.8	00:37:30.9	00:43:54.1
56.		Vondráček Tomáš		1985	00:16:17.6	00:25:30.6	00:33:07.9	00:44:26.7	+00:13:17.0
M 31-40					Username TomasVondracek				
		1000m	2000m	3000m	5000m	6000m	7500m	9500m	11000m
		00:02:58.0	00:07:00.7	00:10:53.7	00:18:10.0	00:22:23.1	00:28:47.8	00:37:31.9	00:43:55.9

ROUVY

ELITE

Santini

NUTREND®




Rank cat	Jersey	Name	CoR	DoB	INT1	INT3	INT4	Finishtime	
57.		Shrd Yohann		1981	00:15:24.4	00:23:51.3	00:32:42.7	00:44:50.0	+00:13:40.3
M 31-40		1000m 00:02:33.7 2000m 00:06:08.7 3000m 00:09:57.4 5000m 00:17:18.0 6000m 00:21:23.4 7500m 00:27:55.4 9500m 00:37:44.9 11000m 00:44:12.2		Username Yohann_Shrd					
58.		Wojewódzki Tomasz		1983	00:15:39.4	00:25:52.3	00:34:00.3	00:44:53.1	+00:13:43.4
M 31-40		1000m 00:02:37.9 2000m 00:06:30.9 3000m 00:10:15.5 5000m 00:17:34.0 6000m 00:23:24.7 7500m 00:29:50.1 9500m 00:38:20.3 11000m 00:44:22.3		Username Tomek01					
59.		Hvorečný Jaroslav		1981	00:16:39.4	00:25:04.0	00:33:27.9	00:44:55.2	+00:13:45.5
M 31-40	Fatra Team	1000m 00:03:26.4 2000m 00:07:21.1 3000m 00:11:14.2 5000m 00:18:40.2 6000m 00:22:39.1 7500m 00:29:12.0 9500m 00:37:52.2 11000m 00:44:19.2		Username smazo					
60.		Pietschmann Robin		1990	00:16:28.6	00:25:57.2	00:33:53.3	00:45:02.6	+00:13:52.9
M 31-40		1000m 00:02:46.0 2000m 00:06:47.6 3000m 00:10:40.7 5000m 00:18:31.4 6000m 00:22:46.3 7500m 00:29:20.4 9500m 00:38:05.4 11000m 00:44:24.2		Username robinpietschmann					
61.		Antoniolli Luca		1981	00:16:38.6	00:25:30.4	00:33:53.8	00:45:23.0	+00:14:13.3
M 31-40	WLF Team Sciallo	1000m 00:03:00.9 2000m 00:07:07.0 3000m 00:11:02.1 5000m 00:18:41.5 6000m 00:23:02.3 7500m 00:29:33.1 9500m 00:38:22.4 11000m 00:44:47.5		Username lucaanto					
62.		Dubchenko Valery		1986	00:16:44.5	00:25:51.7	00:34:40.4	00:45:29.3	+00:14:19.6
M 31-40	WTF - World Triathlon Friends	1000m 00:02:58.0 2000m 00:07:07.9 3000m 00:11:09.1 5000m 00:18:51.6 6000m 00:23:13.4 7500m 00:29:59.5 9500m 00:38:56.4 11000m 00:44:59.7		Username val.oakenfold					
63.		Grill Christoph		1986	00:16:29.4	00:25:46.7	00:34:31.2	00:46:22.9	+00:15:13.2
M 31-40	TTS37 Cycling Team	1000m 00:02:43.8 2000m 00:06:46.6 3000m 00:10:41.6 5000m 00:18:37.5 6000m 00:23:06.3 7500m 00:29:58.5 9500m 00:39:13.5 11000m 00:45:48.8		Username christoph.grill					
64.		Atmani Takfarinas		1986	00:16:57.9	00:26:05.8	00:34:48.7	00:46:23.6	+00:15:13.9
M 31-40		1000m 00:02:58.3 2000m 00:07:06.0 3000m 00:11:06.1 5000m 00:19:01.7 6000m 00:23:31.7 7500m 00:30:22.4 9500m 00:39:11.8 11000m 00:45:52.8		Username takfarinas					
65.		Vanoli Mauro		1981	00:16:51.8	00:26:10.4	00:34:49.6	00:46:30.6	+00:15:20.9
M 31-40	WLF Team Sciallo	1000m 00:02:56.2 2000m 00:07:01.0 3000m 00:11:04.9 5000m 00:19:01.4 6000m 00:23:33.4 7500m 00:30:25.7 9500m 00:39:28.6 11000m 00:45:55.0		Username maurino81					
66.		Janda lukáš		1986	00:16:51.5	00:27:10.3	00:35:00.6	00:46:40.7	+00:15:31.0
M 31-40		1000m 00:02:59.0 2000m 00:07:00.0 3000m 00:11:06.8 5000m 00:19:00.7 6000m 00:23:34.4 7500m 00:30:28.6 9500m 00:39:43.9 11000m 00:46:09.0		Username snipsnip					
67.		Błaszczak Piotr		1982	00:16:15.4	00:26:27.3	00:34:33.4	00:47:04.5	+00:15:54.8
M 31-40		1000m 00:02:44.7 2000m 00:06:34.7 3000m 00:10:32.7 5000m 00:18:26.1 6000m 00:23:06.1 7500m 00:29:54.3 9500m 00:39:27.6 11000m 00:46:29.6		Username pblaszczak					
68.		Deken Marcel		1986	00:18:15.8	00:27:30.2	00:36:12.0	00:47:28.5	+00:16:18.7
M 31-40		1000m 00:03:13.3 2000m 00:07:42.1 3000m 00:12:10.6 5000m 00:20:22.1 6000m 00:24:57.1 7500m 00:31:44.9 9500m 00:40:38.4 11000m 00:46:53.4		Username mdeken					
69.		Marzola Marco		1983	00:16:40.4	00:25:59.6	00:35:42.3	00:47:51.0	+00:16:41.2
M 31-40		1000m 00:03:10.4 2000m 00:07:12.2 3000m 00:11:05.8 5000m 00:18:51.4 6000m 00:23:30.6 7500m 00:30:48.4 9500m 00:40:28.3 11000m 00:47:17.8		Username Marmarcycling					
70.		M-ski Mariusz		1986	00:17:40.2	00:27:59.8	00:36:03.4	00:47:53.3	+00:16:43.6
M 31-40	STC Sokółów Podlaski	1000m 00:03:05.1 2000m 00:07:22.4 3000m 00:11:45.2 5000m 00:19:46.9 6000m 00:24:30.8 7500m 00:31:35.0 9500m 00:40:42.4 11000m 00:47:17.6		Username M.Mski					

ROUVY

ELITE

Santini

NUTREND®

Rank cat	Jersey	Name	CoR	DoB	INT1	INT3	INT4	Finishtime	
71.		gmierzynski Grzegorz		1984	00:17:03.8	00:26:40.9	00:35:45.8	00:47:59.8	+00:16:50.1
M 31-40		1000m 00:02:56.1 2000m 00:07:06.7 3000m 00:11:12.9 5000m 00:19:14.4 6000m 00:23:56.6 7500m 00:31:06.9 9500m 00:40:41.5 11000m 00:47:25.8							
72.		Valchar Jiri		1990	00:18:47.6	00:28:29.6	00:37:20.8	00:48:29.5	+00:17:19.8
M 31-40		1000m 00:03:39.1 2000m 00:08:12.5 3000m 00:12:32.6 5000m 00:21:04.6 6000m 00:25:52.7 7500m 00:32:47.5 9500m 00:41:55.1 11000m 00:47:55.2							
73.		Zelnik Andrej		1982	00:17:01.8	00:27:37.6	00:36:25.0	00:48:44.4	+00:17:34.7
M 31-40		1000m 00:03:06.3 2000m 00:07:08.9 3000m 00:11:14.1 5000m 00:19:19.7 6000m 00:24:02.5 7500m 00:31:33.2 9500m 00:41:23.8 11000m 00:48:14.0							
74.		Popov Roman		1986	00:18:24.2	00:28:13.4	00:37:03.5	00:48:59.7	+00:17:50.0
M 31-40		1000m 00:03:33.1 2000m 00:07:53.5 3000m 00:12:17.6 5000m 00:20:41.0 6000m 00:25:29.5 7500m 00:32:19.7 9500m 00:41:52.3 11000m 00:48:30.5							
75.		CRAIG BRYAN ARDS CC		1990	00:18:39.6	00:28:20.8	00:37:04.9	00:49:10.6	+00:18:00.9
M 31-40		1000m 00:08:22.3 2000m 00:13:08.3 3000m 00:21:17.5 4000m 00:25:58.5 5000m 00:32:35.8 6000m 00:41:23.8 7000m 00:48:37.0							
76.		Abundis Carlos Cometa racing		1985	00:17:14.7	00:27:41.4	00:37:05.6	00:49:11.7	+00:18:02.0
M 31-40		1000m 00:02:37.0 2000m 00:06:44.7 3000m 00:11:05.2 5000m 00:19:22.9 6000m 00:24:06.0 7500m 00:31:25.3 9500m 00:41:50.9 11000m 00:48:35.5							
77.		Kristiansen Casper Sudergaar		1989	00:17:46.0	00:28:01.3	00:37:33.6	00:49:28.5	+00:18:18.8
M 31-40		1000m 00:02:59.0 2000m 00:07:16.2 3000m 00:11:28.2 5000m 00:20:03.1 6000m 00:25:12.3 7500m 00:32:35.3 9500m 00:42:27.2 11000m 00:48:56.6							
78.		Gomis Compan Daniel		1988	00:17:12.7	00:27:47.2	00:36:27.3	00:49:33.0	+00:18:23.3
M 31-40		1000m 00:02:39.0 2000m 00:07:03.1 3000m 00:11:07.2 5000m 00:19:20.5 6000m 00:24:08.0 7500m 00:31:33.1 9500m 00:41:42.0 11000m 00:48:56.6							
79.		Rosa Sebastian		1989	00:17:30.8	00:28:19.4	00:36:45.4	00:49:52.8	+00:18:43.0
M 31-40		1000m 00:03:00.9 2000m 00:07:29.0 3000m 00:11:42.2 5000m 00:19:45.7 6000m 00:24:38.9 7500m 00:31:58.1 9500m 00:42:02.9 11000m 00:49:14.8							
80.		Zabaleta Inaki Albok		1990	00:18:07.9	00:28:06.5	00:37:50.6	00:50:52.4	+00:19:42.7
M 31-40		1000m 00:03:13.0 2000m 00:07:40.2 3000m 00:12:01.4 5000m 00:20:29.2 6000m 00:25:10.3 7500m 00:32:50.6 9500m 00:43:00.4 11000m 00:50:21.3							
81.		PANNEKEET Frédéric		1985	00:17:13.0	00:26:59.2	00:36:59.5	00:50:53.8	+00:19:44.0
M 31-40		1000m 00:03:05.2 2000m 00:07:08.7 3000m 00:11:18.0 5000m 00:19:26.7 6000m 00:24:11.0 7500m 00:31:42.1 9500m 00:42:10.1 11000m 00:50:13.4							
82.		Giebel Kenneth		1990	00:18:07.9	00:28:03.6	00:37:39.8	00:51:10.7	+00:20:01.0
M 31-40		1000m 00:03:21.1 2000m 00:07:36.4 3000m 00:11:57.4 5000m 00:20:18.3 6000m 00:25:09.2 7500m 00:32:36.5 9500m 00:42:38.5 11000m 00:50:32.5							
83.		Lligenza Kuba Ligenza Pancia Poland		1983	00:19:18.9	00:29:50.9	00:38:29.2	00:51:21.7	+00:20:12.0
M 31-40		1000m 00:03:52.3 2000m 00:08:27.8 3000m 00:12:56.0 5000m 00:21:35.8 6000m 00:26:24.6 7500m 00:33:40.0 9500m 00:43:32.9 11000m 00:50:44.6							
84.		Helvensteijn Quinten Snelle Jelle		1987	00:19:44.5	00:30:20.7	00:40:20.2	00:54:03.3	+00:22:53.6
M 31-40		1000m 00:03:30.2 2000m 00:08:18.7 3000m 00:12:55.0 5000m 00:22:03.1 6000m 00:27:17.1 7500m 00:35:21.6 9500m 00:45:46.3 11000m 00:53:26.7							

ROUVY

ELITE

Santini

NUTREND®















Rank cat	Jersey	Name	CoR	DoB	INT1	INT3	INT4	Finishtime	
85.		Cwenar Andrzej		1987	00:21:56.5	00:32:20.2	00:41:37.7	00:54:19.2	+00:23:09.5
M 31-40		1000m 00:03:48.1	2000m 00:09:14.3	3000m 00:14:36.2	5000m 00:24:29.9	6000m 00:29:27.3	7500m 00:36:48.7	9500m 00:46:49.7	11000m 00:53:42.5
86.		SZYPKI szpki		1990	00:18:08.4	00:30:31.7	00:40:59.6	00:54:46.4	+00:23:36.7
M 31-40		1000m 00:02:52.8	2000m 00:07:27.4	3000m 00:11:50.5	5000m 00:20:36.2	6000m 00:27:12.0	7500m 00:35:42.7	9500m 00:46:46.3	11000m 00:54:08.8
87.		König Benjamin		1984	00:19:28.8	00:30:18.3	00:40:55.5	00:55:15.0	+00:24:05.3
M 31-40		1000m 00:03:19.4	2000m 00:07:52.4	3000m 00:12:44.0	5000m 00:21:56.7	6000m 00:27:20.0	7500m 00:35:26.0	9500m 00:46:42.7	11000m 00:54:39.1
88.		Patrick Gustav		1985	00:21:17.5	00:31:58.1	00:42:28.7	00:55:50.4	+00:24:40.7
M 31-40		1000m 00:03:33.3	2000m 00:08:42.6	3000m 00:13:49.4	5000m 00:23:49.8	6000m 00:29:09.2	7500m 00:36:52.3	9500m 00:47:51.9	11000m 00:55:17.4
89.		Williams Adam		1984	00:24:28.0	00:34:23.3	00:43:52.8	00:55:52.2	+00:24:42.5
M 31-40		1000m 00:09:12.3	2000m 00:13:48.0	3000m 00:18:14.9	5000m 00:26:42.9	6000m 00:31:34.8	7500m 00:39:02.6	9500m 00:48:40.2	11000m 00:55:19.4
90.		Di Cristo Giuseppe ASD ROKKA BIKE		1982	00:19:28.9	00:31:22.8	00:40:49.5	00:56:01.4	+00:24:51.7
M 31-40		1000m 00:03:26.2	2000m 00:07:59.2	3000m 00:12:43.8	5000m 00:21:59.0	6000m 00:27:23.3	7500m 00:35:47.1	9500m 00:46:26.1	11000m 00:54:58.3
91.		Mutterle Luca		1981	00:20:13.6	00:31:25.1	00:41:44.1	00:56:16.8	+00:25:07.1
M 31-40		1000m 00:03:20.2	2000m 00:08:20.8	3000m 00:13:19.8	5000m 00:22:40.3	6000m 00:28:06.4	7500m 00:36:26.1	9500m 00:47:30.1	11000m 00:55:44.6
92.		Taglang Remy		1990	00:19:31.6	00:30:51.7	00:41:40.6	00:57:09.2	+00:25:59.5
M 31-40		1000m 00:03:17.0	2000m 00:08:01.4	3000m 00:12:42.5	5000m 00:22:14.9	6000m 00:27:46.4	7500m 00:36:05.1	9500m 00:47:47.9	11000m 00:56:26.1
93.		Lewandowski Jacek Lewandowski		1984	00:19:45.9	00:30:41.6	00:41:58.9	00:57:25.1	+00:26:15.4
M 31-40		1000m 00:03:39.3	2000m 00:08:16.7	3000m 00:13:00.6	5000m 00:22:13.2	6000m 00:27:27.1	7500m 00:36:10.4	9500m 00:48:24.4	11000m 00:56:36.9
94.		Papa Iacopo Daccordi		1987	00:21:01.7	00:33:23.3	00:43:13.8	00:57:42.6	+00:26:32.9
M 31-40		1000m 00:03:46.1	2000m 00:08:58.8	3000m 00:13:55.3	5000m 00:23:45.7	6000m 00:29:23.0	7500m 00:37:45.0	9500m 00:49:00.7	11000m 00:57:02.1
95.		Florea Alex DWCC		1984	00:19:38.5	00:29:14.9	00:37:56.3	00:58:58.3	+00:27:48.6
M 31-40		1000m 00:04:27.3	2000m 00:09:14.1	3000m 00:13:48.2	5000m 00:21:43.5	6000m 00:26:20.9	7500m 00:33:06.8	9500m 00:42:44.1	11000m 00:58:00.4
96.		mirra marco		1990	00:20:54.8	00:32:33.5	00:43:48.6	00:58:59.2	+00:27:49.5
M 31-40		1000m 00:03:56.4	2000m 00:08:39.7	3000m 00:13:45.0	5000m 00:23:37.5	6000m 00:29:30.2	7500m 00:38:04.8	9500m 00:49:33.7	11000m 00:58:20.8
97.		Chrapkowski Marcel RouvyPL		1983	00:22:20.9	00:34:32.7	00:45:15.9	00:59:47.1	+00:28:37.4
M 31-40		1000m 00:04:04.6	2000m 00:09:35.3	3000m 00:14:40.5	5000m 00:24:53.0	6000m 00:30:29.5	7500m 00:39:06.5	9500m 00:50:48.6	11000m 00:59:10.2
98.		Wolf Martin		1982	00:22:06.7	00:34:11.0	00:46:43.9	01:04:02.5	+00:32:52.8
M 31-40		1000m 00:03:59.5	2000m 00:09:24.8	3000m 00:14:43.4	5000m 00:24:41.1	6000m 00:30:43.5	7500m 00:40:01.7	9500m 00:53:29.6	11000m 01:03:18.4

ROUVY

ELITE

Santini

NUTREND®




Rank cat	Jersey	Name	CoR	DoB	INT1	INT3	INT4	Finishtime	
99.		Berg Erik Andreas Einmo ck		1981	00:31:52.8	00:43:09.5	00:52:25.7	01:05:49.3	+00:34:39.6
M 31-40		1000m 00:15:36.0 2000m 00:20:34.3 3000m 00:25:05.0 5000m 00:34:17.4 6000m 00:39:27.9 7500m 00:46:59.9 9500m 00:57:24.3 11000m 01:05:04.3							
00.		Calcatelli Giacomo		1981	00:16:27.2	00:35:07.7	00:50:17.8	01:07:00.9	+00:35:51.1
M 31-40		1000m 00:02:59.0 2000m 00:06:25.5 3000m 00:09:56.4 5000m 00:18:42.3 6000m 00:31:04.1 7500m 00:41:58.2 9500m 00:57:54.7 11000m 01:06:03.7							
01.		Sasnauskas Irmantas		1984	00:25:42.4	00:39:46.7	00:50:16.1	01:07:14.0	+00:36:04.3
M 31-40		1000m 00:04:34.7 2000m 00:11:07.1 3000m 00:16:56.5 5000m 00:28:38.6 6000m 00:34:56.4 7500m 00:44:36.3 9500m 00:57:16.9 11000m 01:06:30.7							
02.		Hunter Dean		1984	00:26:53.2	00:40:32.1	00:51:18.6	01:08:03.5	+00:36:53.8
M 31-40		1000m 00:05:35.4 2000m 00:12:28.4 3000m 00:18:05.9 5000m 00:29:55.2 6000m 00:36:08.2 7500m 00:45:15.0 9500m 00:57:41.7 11000m 01:07:22.1							
		Prion Jean Maurice		1987				DNF	
M 31-40		1000m 00:03:05.0 2000m 00:08:37.8 3000m 00:12:52.9 5000m 00:29:55.2 6000m 00:36:08.2 7500m 00:45:15.0 9500m 00:57:41.7 11000m 01:07:22.1							
		Dudkiewicz Damian RouvyPL		1984	00:24:05.6			DNF	
M 31-40		1000m 00:03:55.4 2000m 00:08:37.8 3000m 00:12:52.9 5000m 00:29:55.2 6000m 00:36:08.2 7500m 00:45:15.0 9500m 00:57:41.7 11000m 01:07:22.1							
		Stoop Patrick		1983				DNF	
M 31-40		1000m 00:03:41.2 2000m 00:08:37.8 3000m 00:12:52.9 5000m 00:29:55.2 6000m 00:36:08.2 7500m 00:45:15.0 9500m 00:57:41.7 11000m 01:07:22.1							

ROUVY

ELITE

Santini

NUTREND®


Rank cat	Jersey	Name	CoR	DoB	INT1	INT3	INT4	Finishtime	
1.		BERENGUERAS GERARD TBOT		1979	00:11:35.0	00:18:38.3	00:24:24.9	00:32:43.7	+00:00:00.0
M 41-50		1000m 00:02:04.4 2000m 00:04:46.7 3000m 00:07:27.2 5000m 00:13:03.0 6000m 00:16:13.1 7500m 00:21:17.6 9500m 00:27:31.3 11000m 00:32:15.3							
2.		Redondo Angel		1976	00:11:39.4	00:18:31.0	00:24:04.9	00:32:50.3	+00:00:06.5
M 41-50		1000m 00:02:14.6 2000m 00:05:00.3 3000m 00:07:43.3 5000m 00:13:04.8 6000m 00:16:07.3 7500m 00:20:52.6 9500m 00:27:23.2 11000m 00:32:22.4							
3.		Killeen Ronan Lucan CRC		1979	00:12:46.6	00:19:11.3	00:25:20.4	00:33:51.1	+00:01:07.4
M 41-50		1000m 00:02:15.7 2000m 00:05:23.9 3000m 00:08:25.4 5000m 00:14:12.2 6000m 00:17:18.6 7500m 00:22:09.8 9500m 00:28:34.6 11000m 00:33:21.7							
4.		N Cristiann CSM Iasi		1976	00:12:55.2	00:19:43.8	00:26:10.1	00:34:34.8	+00:01:51.0
M 41-50		1000m 00:02:18.9 2000m 00:05:28.9 3000m 00:08:30.5 5000m 00:14:29.6 6000m 00:17:48.2 7500m 00:22:46.3 9500m 00:29:17.9 11000m 00:34:06.1							
5.		Hendrik Wildner		1972	00:13:01.8	00:20:25.4	00:26:21.7	00:34:52.0	+00:02:08.3
M 41-50		1000m 00:02:24.9 2000m 00:05:37.2 3000m 00:08:45.5 5000m 00:14:38.5 6000m 00:17:54.0 7500m 00:22:56.4 9500m 00:29:32.2 11000m 00:34:22.2							
6.		Lamego Paulo Tri-Amazing		1971	00:13:15.4	00:19:53.9	00:26:14.8	00:35:06.2	+00:02:22.4
M 41-50		1000m 00:02:30.9 2000m 00:05:47.6 3000m 00:08:54.8 5000m 00:14:46.4 6000m 00:17:59.2 7500m 00:22:56.1 9500m 00:29:36.0 11000m 00:34:36.2							
7.		Kokosinski Wojtek INTERKOL		1971	00:12:57.9	00:19:58.5	00:26:24.8	00:35:07.7	+00:02:23.9
M 41-50		1000m 00:02:19.8 2000m 00:05:24.9 3000m 00:08:30.6 5000m 00:14:38.4 6000m 00:18:01.1 7500m 00:23:04.2 9500m 00:29:48.5 11000m 00:34:39.5							
8.		Durand jean-Christophe ETOILE CYCLISTE FONTENAYSIENNE		1977	00:12:55.5	00:19:53.0	00:26:26.7	00:35:27.6	+00:02:43.9
M 41-50		1000m 00:02:15.4 2000m 00:05:21.4 3000m 00:08:25.4 5000m 00:14:27.5 6000m 00:17:51.0 7500m 00:23:04.3 9500m 00:29:53.4 11000m 00:34:57.5							
9.		Novák Aleš Czech Tallboys		1976	00:14:15.0	00:21:23.8	00:27:03.8	00:35:33.9	+00:02:50.2
M 41-50		1000m 00:03:15.1 2000m 00:06:44.7 3000m 00:09:52.6 5000m 00:15:46.2 6000m 00:18:58.5 7500m 00:23:51.8 9500m 00:30:17.8 11000m 00:35:03.4							
10.		Rozej Robert Oroloko Team		1975	00:13:04.5	00:20:10.8	00:26:40.6	00:35:38.3	+00:02:54.5
M 41-50		1000m 00:02:20.9 2000m 00:05:25.0 3000m 00:08:27.5 5000m 00:14:42.5 6000m 00:18:09.1 7500m 00:23:16.5 9500m 00:30:07.3 11000m 00:35:10.4							
11.		Maier Christoph Hilti gives virtual power ... :-)		1977	00:12:58.8	00:20:36.0	00:26:51.1	00:35:53.6	+00:03:09.8
M 41-50		1000m 00:02:12.6 2000m 00:05:23.0 3000m 00:08:29.5 5000m 00:14:31.5 6000m 00:17:56.0 7500m 00:23:17.2 9500m 00:30:24.7 11000m 00:35:27.6							
12.		Buoncompagni Marco		1980	00:13:35.4	00:20:36.0	00:27:14.7	00:35:56.2	+00:03:12.4
M 41-50		1000m 00:02:36.8 2000m 00:05:55.3 3000m 00:09:08.0 5000m 00:15:15.9 6000m 00:18:38.2 7500m 00:23:43.7 9500m 00:30:25.6 11000m 00:35:25.8							
13.		W Shane		1978	00:14:58.7	00:21:46.7	00:28:02.3	00:36:34.5	+00:03:50.8
M 41-50		1000m 00:04:13.7 2000m 00:07:32.0 3000m 00:10:35.6 5000m 00:16:35.4 6000m 00:19:51.7 7500m 00:24:50.3 9500m 00:31:21.1 11000m 00:36:06.3							
14.		Schwenkler Kai		1979	00:13:19.0	00:21:04.3	00:28:16.6	00:37:07.5	+00:04:23.8
M 41-50		1000m 00:02:32.8 2000m 00:05:39.3 3000m 00:08:46.6 5000m 00:15:05.7 6000m 00:18:53.4 7500m 00:24:36.9 9500m 00:31:44.0 11000m 00:36:34.5							

ROUVY

ELITE

Santini

NUTREND®

Rank cat	Jersey	Name	CoR	DoB	INT1	INT3	INT4	Finishtime	
15.		Artur Kubiński Grupetto Warszawa Tri Lynx		1976	00:13:40.4	00:21:00.2	00:27:59.4	00:37:16.3	+00:04:32.6
M 41-50		1000m 00:02:29.0 2000m 00:05:51.2 3000m 00:09:04.9 5000m 00:15:25.7 6000m 00:18:56.3 7500m 00:24:16.9 9500m 00:31:26.9 11000m 00:36:48.5							
16.		Olsen Eivind Kjekkas IF		1980	00:13:39.9	00:21:02.2	00:27:52.3	00:37:18.9	+00:04:35.2
M 41-50		1000m 00:02:23.9 2000m 00:05:48.2 3000m 00:09:05.8 5000m 00:15:23.5 6000m 00:18:55.3 7500m 00:24:23.9 9500m 00:31:34.0 11000m 00:36:50.7							
17.		Paduch Adam RACC Walbrzych		1980	00:13:56.5	00:21:09.5	00:27:59.6	00:37:28.0	+00:04:44.2
M 41-50		1000m 00:02:24.9 2000m 00:05:46.5 3000m 00:09:12.1 5000m 00:15:34.1 6000m 00:19:06.7 7500m 00:24:29.7 9500m 00:31:41.3 11000m 00:36:55.3							
18.		Picha Jan KCL Kooperativa Svijany		1975	00:13:30.4	00:20:57.9	00:27:53.1	00:37:29.3	+00:04:45.6
M 41-50		1000m 00:02:15.5 2000m 00:05:31.9 3000m 00:08:46.9 5000m 00:15:10.7 6000m 00:18:47.4 7500m 00:24:20.6 9500m 00:31:35.1 11000m 00:37:01.3							
19.		Petr Jiří Salomon/Suunto		1979	00:16:41.5	00:23:15.4	00:29:23.0	00:37:33.3	+00:04:49.6
M 41-50		1000m 00:02:52.0 2000m 00:09:27.0 3000m 00:12:29.5 5000m 00:18:15.0 6000m 00:21:21.4 7500m 00:26:03.7 9500m 00:32:23.5 11000m 00:37:04.8							
20.		Turoň Marek TJ TZ Trinec		1976	00:14:07.2	00:21:29.7	00:28:24.4	00:37:45.5	+00:05:01.8
M 41-50		1000m 00:02:42.6 2000m 00:06:11.6 3000m 00:09:32.2 5000m 00:15:47.8 6000m 00:19:23.3 7500m 00:24:50.0 9500m 00:31:59.0 11000m 00:37:11.6							
21.		Sousek Karel CK Vinohradské Slapky		1978	00:14:19.0	00:21:41.8	00:28:38.6	00:37:46.1	+00:05:02.3
M 41-50		1000m 00:02:43.9 2000m 00:06:09.5 3000m 00:09:24.2 5000m 00:16:01.2 6000m 00:19:34.6 7500m 00:25:04.4 9500m 00:32:18.5 11000m 00:37:15.8							
22.		Valenta Pavel		1979	00:13:28.3	00:21:39.1	00:28:05.7	00:37:51.4	+00:05:07.7
M 41-50		1000m 00:02:14.6 2000m 00:05:25.3 3000m 00:08:41.5 5000m 00:15:10.7 6000m 00:18:51.6 7500m 00:24:27.2 9500m 00:31:54.3 11000m 00:37:18.8							
23.		Duineveld Peter W.V. Piano Piano		1971	00:14:13.0	00:21:33.7	00:28:23.7	00:37:54.9	+00:05:11.1
M 41-50		1000m 00:02:34.8 2000m 00:05:59.8 3000m 00:09:26.0 5000m 00:15:51.1 6000m 00:19:25.6 7500m 00:24:49.1 9500m 00:32:06.5 11000m 00:37:25.8							
24.		Pretel Francis Berbikes C.D.		1975	00:13:38.7	00:21:22.6	00:28:23.5	00:37:55.2	+00:05:11.5
M 41-50		1000m 00:02:21.5 2000m 00:05:35.4 3000m 00:08:48.7 5000m 00:15:20.6 6000m 00:19:12.4 7500m 00:24:44.0 9500m 00:32:12.5 11000m 00:37:24.7							
25.		Jeníček Robert Boban cykloteam		1974	00:12:56.9	00:21:12.7	00:27:58.3	00:37:58.3	+00:05:14.6
M 41-50		1000m 00:02:12.6 2000m 00:05:16.8 3000m 00:08:22.3 5000m 00:14:42.5 6000m 00:18:26.3 7500m 00:24:10.9 9500m 00:32:00.1 11000m 00:37:24.8							
26.		Sorensen Glen LAMONT		1980	00:14:32.6	00:21:53.5	00:28:43.8	00:37:59.4	+00:05:15.6
M 41-50		1000m 00:03:06.0 2000m 00:06:35.8 3000m 00:09:58.4 5000m 00:16:16.1 6000m 00:19:48.0 7500m 00:25:10.1 9500m 00:32:20.4 11000m 00:37:29.7							
27.		Hrvojic Mirko		1980	00:13:58.6	00:21:21.2	00:28:24.8	00:38:12.3	+00:05:28.6
M 41-50		1000m 00:02:42.0 2000m 00:06:00.6 3000m 00:09:16.8 5000m 00:15:37.8 6000m 00:19:13.4 7500m 00:24:48.2 9500m 00:32:12.2 11000m 00:37:42.1							
28.		Kittelmann Andreas Singer Racing Team		1974	00:15:02.5	00:22:32.9	00:29:18.2	00:38:17.7	+00:05:34.0
M 41-50		1000m 00:02:57.0 2000m 00:06:39.7 3000m 00:10:12.8 5000m 00:16:46.5 6000m 00:20:23.2 7500m 00:25:53.6 9500m 00:32:50.4 11000m 00:37:49.0							

ROUVY

ELITE

Santini

NUTREND®



Rank cat	Jersey	Name	CoR	DoB	INT1	INT3	INT4	Finishtime	
29.		Uhl Tim RSC Wiesbaden		1977	00:15:07.8	00:22:34.2	00:29:18.2	00:38:24.1	+00:05:40.4
M 41-50		1000m 00:03:09.2 2000m 00:06:51.1 3000m 00:10:16.4 5000m 00:16:46.5 6000m 00:20:24.1 7500m 00:25:48.5 9500m 00:32:47.5 11000m 00:37:56.1							
30.		Mucka Julius KPFC Stupava		1979	00:14:32.3	00:22:05.9	00:29:18.5	00:38:32.3	+00:05:48.5
M 41-50		1000m 00:02:35.9 2000m 00:06:06.5 3000m 00:09:39.0 5000m 00:16:16.2 6000m 00:19:58.0 7500m 00:25:26.2 9500m 00:32:52.5 11000m 00:37:59.0							
31.		Jones Mark FWRC		1976	00:14:06.0	00:22:34.0	00:28:57.9	00:38:38.0	+00:05:54.3
M 41-50		1000m 00:02:44.2 2000m 00:05:56.1 3000m 00:09:04.1 5000m 00:17:05.6 6000m 00:20:35.2 7500m 00:25:41.3 9500m 00:32:23.7 11000m 00:37:55.9							
32.		Jarlaczynski Lukasz		1974	00:14:44.4	00:22:50.9	00:29:08.8	00:38:38.5	+00:05:54.8
M 41-50		1000m 00:02:54.7 2000m 00:06:31.5 3000m 00:09:57.3 5000m 00:16:30.6 6000m 00:20:08.2 7500m 00:25:38.3 9500m 00:32:51.6 11000m 00:38:06.1							
33.		Lopez Rodriguez Sergio Cerveza Pamipolla		1972	00:14:20.8	00:22:24.7	00:28:52.0	00:38:39.5	+00:05:55.8
M 41-50		1000m 00:02:38.8 2000m 00:06:04.6 3000m 00:09:30.4 5000m 00:16:00.2 6000m 00:19:38.8 7500m 00:25:14.3 9500m 00:32:40.6 11000m 00:38:07.9							
34.		mensi riccardo WLF Team Sciallo		1972	00:14:17.5	00:21:58.4	00:29:09.0	00:38:46.3	+00:06:02.5
M 41-50		1000m 00:02:35.8 2000m 00:05:59.5 3000m 00:09:24.9 5000m 00:16:06.1 6000m 00:19:44.7 7500m 00:25:24.3 9500m 00:32:54.8 11000m 00:38:15.4							
35.		HUMMELINK Ronald		1978	00:14:18.5	00:21:46.7	00:29:00.0	00:39:00.0	+00:06:16.3
M 41-50		1000m 00:02:36.1 2000m 00:06:06.4 3000m 00:09:26.1 5000m 00:16:04.3 6000m 00:19:38.6 7500m 00:25:16.1 9500m 00:32:52.6 11000m 00:38:29.3							
36.		Roncagliolo Federico		1979	00:14:29.4	00:22:11.7	00:29:15.9	00:39:05.3	+00:06:21.5
M 41-50		1000m 00:02:43.0 2000m 00:06:21.8 3000m 00:09:45.2 5000m 00:16:16.5 6000m 00:20:01.8 7500m 00:25:36.3 9500m 00:33:06.6 11000m 00:38:35.3							
37.		Grosen Mads		1975	00:14:55.5	00:22:27.8	00:29:42.9	00:39:07.9	+00:06:24.2
M 41-50		1000m 00:02:45.9 2000m 00:06:36.7 3000m 00:10:09.4 5000m 00:16:31.6 6000m 00:20:11.1 7500m 00:25:49.7 9500m 00:33:21.0 11000m 00:38:39.3							
38.		Molina Gustavo Ciclos Florida Team		1971	00:15:24.1	00:23:07.5	00:29:59.1	00:39:08.5	+00:06:24.7
M 41-50		1000m 00:03:11.1 2000m 00:06:57.7 3000m 00:10:26.8 5000m 00:17:12.0 6000m 00:20:54.6 7500m 00:26:24.8 9500m 00:33:30.2 11000m 00:38:40.4							
39.		Nicolussi Jordan		1973	00:15:13.7	00:22:44.1	00:29:41.2	00:39:15.4	+00:06:31.7
M 41-50		1000m 00:03:00.0 2000m 00:06:50.9 3000m 00:10:17.6 5000m 00:17:00.7 6000m 00:20:39.2 7500m 00:26:05.7 9500m 00:33:22.0 11000m 00:38:45.5							
40.		Soelkner Klaus Ausdauerwerkstatt		1971	00:15:07.8	00:22:47.9	00:29:48.3	00:39:16.4	+00:06:32.6
M 41-50		1000m 00:02:53.8 2000m 00:06:47.5 3000m 00:10:17.7 5000m 00:16:56.4 6000m 00:20:37.0 7500m 00:26:10.3 9500m 00:33:31.0 11000m 00:38:47.2							
41.		Aleš Dubrounik Audax club Lida		1973	00:13:44.0	00:21:37.6	00:28:45.8	00:39:33.1	+00:06:49.3
M 41-50		1000m 00:02:16.5 2000m 00:05:30.8 3000m 00:09:00.1 5000m 00:15:42.8 6000m 00:19:26.8 7500m 00:25:06.1 9500m 00:33:03.8 11000m 00:39:00.8							
42.		Chamayou Benoit Cvm		1971	00:13:47.2	00:21:57.0	00:29:26.3	00:39:37.3	+00:06:53.6
M 41-50		1000m 00:02:15.9 2000m 00:05:37.1 3000m 00:09:03.8 5000m 00:15:40.7 6000m 00:19:36.7 7500m 00:25:31.4 9500m 00:33:24.8 11000m 00:39:07.5							

ROUVY

ELITE

Santini

NUTREND®




Rank cat	Jersey	Name	CoR	DoB	INT1	INT3	INT4	Finishtime	
43.		Santiago Santiagomm eleclerc		1979	00:15:43.1	00:23:51.4	00:30:42.0	00:39:39.0	+00:06:55.3
M 41-50		1000m 00:03:49.2 2000m 00:07:23.0 3000m 00:10:51.7 5000m 00:17:27.1 6000m 00:21:44.6 7500m 00:27:05.3 9500m 00:34:01.0 11000m 00:39:09.7							
44.		Kriekemans Nik WTC Roland		1980	00:14:50.2	00:23:12.0	00:29:47.5	00:39:42.9	+00:06:59.2
M 41-50		1000m 00:02:29.6 2000m 00:06:04.4 3000m 00:09:39.3 5000m 00:16:31.3 6000m 00:20:18.2 7500m 00:26:06.5 9500m 00:33:40.9 11000m 00:39:12.9							
45.		Siloni Eran 300watt		1977	00:15:37.7	00:23:07.3	00:29:56.3	00:39:43.2	+00:06:59.5
M 41-50		1000m 00:03:18.9 2000m 00:07:07.7 3000m 00:10:37.8 5000m 00:17:27.5 6000m 00:21:02.1 7500m 00:26:22.6 9500m 00:33:40.8 11000m 00:39:13.5							
46.		De Jonghe Olivier		1979	00:15:19.9	00:22:54.3	00:30:10.8	00:39:44.0	+00:07:00.3
M 41-50		1000m 00:02:55.1 2000m 00:06:45.6 3000m 00:10:25.5 5000m 00:17:04.9 6000m 00:20:44.5 7500m 00:26:14.9 9500m 00:33:48.2 11000m 00:39:13.7							
47.		CAPELLI Arnaud Elite Drivo 2		1974	00:15:04.0	00:22:49.2	00:30:11.4	00:39:44.6	+00:07:00.8
M 41-50		1000m 00:02:50.0 2000m 00:06:30.0 3000m 00:09:55.6 5000m 00:16:49.6 6000m 00:20:37.1 7500m 00:26:23.9 9500m 00:33:50.0 11000m 00:39:13.4							
48.		Kompiš Miroslav		1979	00:14:42.4	00:22:34.0	00:29:59.3	00:39:52.6	+00:07:08.9
M 41-50		1000m 00:02:47.0 2000m 00:06:17.3 3000m 00:09:43.9 5000m 00:16:31.2 6000m 00:20:21.1 7500m 00:26:11.6 9500m 00:33:52.8 11000m 00:39:21.8							
49.		Bar Ant RouvyFR		1979	00:15:20.9	00:23:09.5	00:30:24.5	00:39:53.3	+00:07:09.6
M 41-50		1000m 00:02:55.0 2000m 00:06:42.1 3000m 00:10:15.6 5000m 00:17:13.8 6000m 00:20:57.2 7500m 00:26:42.1 9500m 00:34:04.2 11000m 00:39:22.8							
50.		Znidar Anze		1980	00:15:20.0	00:23:05.0	00:30:10.3	00:40:03.2	+00:07:19.5
M 41-50		1000m 00:02:53.8 2000m 00:06:47.9 3000m 00:10:23.5 5000m 00:17:05.7 6000m 00:20:52.3 7500m 00:26:32.9 9500m 00:34:04.4 11000m 00:39:35.8							
51.		Zlamal Tomas Nutrend		1979	00:15:03.7	00:23:33.2	00:30:09.6	00:40:05.1	+00:07:21.4
M 41-50		1000m 00:02:54.9 2000m 00:06:38.5 3000m 00:10:10.6 5000m 00:16:51.7 6000m 00:20:43.1 7500m 00:26:28.7 9500m 00:34:03.1 11000m 00:39:32.0							
52.		Wójcik Zbigniew SUP Team		1979	00:15:12.9	00:23:37.1	00:30:18.2	00:40:14.1	+00:07:30.4
M 41-50		1000m 00:02:52.7 2000m 00:06:36.8 3000m 00:10:11.3 5000m 00:17:03.4 6000m 00:20:48.4 7500m 00:26:31.6 9500m 00:34:09.3 11000m 00:39:42.5							
53.		Stewart Alaster		1972	00:14:45.6	00:23:18.8	00:30:04.3	00:40:20.2	+00:07:36.5
M 41-50		1000m 00:02:38.0 2000m 00:06:22.9 3000m 00:09:50.6 5000m 00:16:37.3 6000m 00:20:27.1 7500m 00:26:16.8 9500m 00:34:05.4 11000m 00:39:47.1							
54.		Rodwell William Orwell Velo		1973	00:14:32.1	00:23:03.9	00:29:56.3	00:40:22.9	+00:07:39.2
M 41-50		1000m 00:02:25.7 2000m 00:05:59.4 3000m 00:09:27.2 5000m 00:16:18.3 6000m 00:20:08.3 7500m 00:26:03.7 9500m 00:33:59.4 11000m 00:39:51.0							
55.		Benitez Pantion Francisco Jav		1972	00:14:53.8	00:23:33.8	00:30:28.3	00:40:30.3	+00:07:46.6
M 41-50		1000m 00:02:44.8 2000m 00:06:21.4 3000m 00:09:58.5 5000m 00:16:46.6 6000m 00:20:40.4 7500m 00:26:34.7 9500m 00:34:22.1 11000m 00:39:55.9							
56.		Rendl Jaroslav Dexter Cycling		1973	00:14:16.6	00:22:12.9	00:29:53.3	00:40:36.2	+00:07:52.4
M 41-50		1000m 00:02:42.9 2000m 00:06:07.5 3000m 00:09:26.1 5000m 00:16:07.1 6000m 00:19:52.7 7500m 00:25:54.5 9500m 00:34:00.0 11000m 00:40:01.9							

ROUVY

ELITE

Santini

NUTREND®



Rank cat	Jersey	Name	CoR	DoB	INT1	INT3	INT4	Finishtime	
57.		Del Debbio Andrea		1974	00:14:52.5	00:23:43.0	00:30:41.6	00:40:37.8	+00:07:54.0
M 41-50		1000m 00:02:40.8 2000m 00:06:11.8 3000m 00:09:45.2 5000m 00:16:45.6 6000m 00:20:47.5 7500m 00:26:48.9 9500m 00:34:32.5 11000m 00:40:07.0							
58.		Steele Warren		1978	00:14:29.4	00:23:07.1	00:30:08.4	00:40:46.4	+00:08:02.7
M 41-50		1000m 00:02:31.7 2000m 00:06:00.5 3000m 00:09:30.1 5000m 00:16:20.5 6000m 00:20:10.9 7500m 00:26:12.8 9500m 00:34:18.3 11000m 00:40:13.0							
59.		Pohlen B.		1978	00:14:45.6	00:22:46.1	00:30:37.8	00:40:48.4	+00:08:04.7
M 41-50		1000m 00:02:42.7 2000m 00:06:23.8 3000m 00:09:43.5 5000m 00:16:35.7 6000m 00:20:26.3 7500m 00:26:30.0 9500m 00:34:33.5 11000m 00:40:17.3							
60.		MALGOUYRES Laurent ASSM St Médard en Jalles - ROUVY FR		1972	00:14:40.5	00:22:59.9	00:30:40.7	00:41:04.0	+00:08:20.2
M 41-50		1000m 00:02:27.5 2000m 00:05:57.6 3000m 00:09:34.2 5000m 00:16:37.2 6000m 00:20:39.3 7500m 00:26:44.8 9500m 00:34:39.6 11000m 00:40:32.3							
61.		Röthlisberger Michael Zaugg Racing Team		1974	00:15:23.1	00:23:29.4	00:31:02.9	00:41:09.8	+00:08:26.1
M 41-50		1000m 00:02:46.7 2000m 00:06:34.0 3000m 00:10:11.5 5000m 00:17:17.0 6000m 00:21:10.6 7500m 00:27:05.0 9500m 00:34:48.7 11000m 00:40:38.5							
62.		Szuromi Bence		1976	00:14:54.6	00:23:05.2	00:30:42.9	00:41:10.9	+00:08:27.2
M 41-50		1000m 00:02:43.1 2000m 00:06:23.7 3000m 00:09:55.6 5000m 00:16:49.6 6000m 00:20:47.2 7500m 00:26:46.9 9500m 00:34:49.5 11000m 00:40:41.2							
63.		Berrisford Mike Cycle Mickleover		1973	00:15:19.0	00:23:12.4	00:30:35.9	00:41:11.3	+00:08:27.5
M 41-50		1000m 00:03:14.3 2000m 00:06:55.6 3000m 00:10:22.5 5000m 00:17:10.8 6000m 00:20:57.3 7500m 00:26:49.2 9500m 00:34:35.6 11000m 00:40:36.2							
64.		Gruber Hans		1974	00:15:05.9	00:23:12.3	00:31:08.3	00:41:16.2	+00:08:32.5
M 41-50		1000m 00:02:34.0 2000m 00:06:20.5 3000m 00:10:03.5 5000m 00:16:59.4 6000m 00:20:49.3 7500m 00:27:00.2 9500m 00:34:58.6 11000m 00:40:45.4							
65.		Andrea Volta Spidermonkey Cycling		1972	00:15:26.8	00:24:07.7	00:30:55.8	00:41:17.0	+00:08:33.3
M 41-50		1000m 00:03:08.4 2000m 00:06:51.9 3000m 00:10:25.7 5000m 00:17:18.6 6000m 00:21:13.7 7500m 00:27:06.4 9500m 00:34:53.8 11000m 00:40:46.6							
66.		von Ohlen Guido RSV Sonthofen		1974	00:14:59.7	00:23:12.3	00:30:58.0	00:41:40.5	+00:08:56.8
M 41-50		1000m 00:02:35.7 2000m 00:06:16.7 3000m 00:09:53.5 5000m 00:16:52.7 6000m 00:20:50.3 7500m 00:26:58.0 9500m 00:35:05.7 11000m 00:41:05.6							
67.		Lamb William		1971	00:13:46.5	00:21:55.1	00:30:02.5	00:41:46.3	+00:09:02.6
M 41-50		1000m 00:02:18.7 2000m 00:05:35.2 3000m 00:08:56.1 5000m 00:15:35.0 6000m 00:19:29.7 7500m 00:25:53.9 9500m 00:34:34.6 11000m 00:41:13.1							
68.		Gorlinskiy Bronislav Vitrulux		1977	00:15:39.8	00:23:56.8	00:31:40.0	00:41:50.2	+00:09:06.5
M 41-50		1000m 00:02:40.9 2000m 00:06:38.8 3000m 00:10:16.5 5000m 00:17:39.0 6000m 00:21:40.8 7500m 00:27:43.4 9500m 00:35:38.0 11000m 00:41:19.4							
69.		Chimiuk Arkadiusz RouvyPL		1974	00:16:09.8	00:24:09.5	00:31:40.1	00:41:53.2	+00:09:09.5
M 41-50		1000m 00:02:58.0 2000m 00:07:08.9 3000m 00:10:48.0 5000m 00:17:47.1 6000m 00:21:43.8 7500m 00:27:59.6 9500m 00:35:48.8 11000m 00:41:18.8							
70.		Wojnarowski Jacek RouvyPL		1977	00:15:08.5	00:23:10.2	00:31:04.9	00:42:08.4	+00:09:24.7
M 41-50		1000m 00:02:29.0 2000m 00:06:11.6 3000m 00:09:57.4 5000m 00:16:54.7 6000m 00:20:48.4 7500m 00:26:59.1 9500m 00:35:32.8 11000m 00:41:33.8							

ROUVY

ELITE

Santini

NUTREND®




Rank cat	Jersey	Name	CoR	DoB	INT1	INT3	INT4	Finishtime	
71.		Puzoń Dariusz		1973	00:15:42.9	00:24:37.1	00:31:36.9	00:42:09.7	+00:09:25.9
M 41-50		1000m 00:02:49.8 2000m 00:06:54.7 3000m 00:10:29.6 5000m 00:17:35.0 6000m 00:21:32.6 7500m 00:27:37.1 9500m 00:35:39.6 11000m 00:41:34.8							
72.		Czaja Maciej miniclassic.pl		1976	00:15:53.9	00:23:48.7	00:31:34.2	00:42:15.2	+00:09:31.5
M 41-50		1000m 00:03:49.3 2000m 00:07:30.4 3000m 00:10:58.1 5000m 00:17:45.0 6000m 00:21:35.9 7500m 00:27:24.4 9500m 00:35:45.9 11000m 00:41:47.9							
73.		LaRoche Eric Taureaux de Gatineau		1980	00:14:47.7	00:23:34.4	00:30:57.9	00:42:16.3	+00:09:32.5
M 41-50		1000m 00:02:47.1 2000m 00:06:26.7 3000m 00:09:49.3 5000m 00:16:32.6 6000m 00:20:29.1 7500m 00:26:51.9 9500m 00:35:14.9 11000m 00:41:37.7							
74.		Dall'era Felice WLF Team Sciallo		1977	00:15:27.7	00:23:57.8	00:31:50.3	00:42:23.9	+00:09:40.1
M 41-50		1000m 00:02:46.7 2000m 00:06:38.0 3000m 00:10:17.5 5000m 00:17:27.9 6000m 00:21:30.4 7500m 00:27:42.2 9500m 00:35:59.0 11000m 00:41:54.9							
75.		GERMAIN BRUNO NONO TEAM		1973	00:14:34.4	00:22:44.9	00:30:57.1	00:42:24.0	+00:09:40.3
M 41-50		1000m 00:02:29.7 2000m 00:05:54.6 3000m 00:09:23.0 5000m 00:16:23.3 6000m 00:20:24.0 7500m 00:26:44.0 9500m 00:35:29.8 11000m 00:41:52.9							
76.		Drahoš Martin		1975	00:16:19.5	00:24:32.9	00:32:15.3	00:42:27.8	+00:09:44.0
M 41-50		1000m 00:03:00.2 2000m 00:07:05.1 3000m 00:10:52.9 5000m 00:18:10.1 6000m 00:22:11.8 7500m 00:28:19.6 9500m 00:36:13.0 11000m 00:41:57.1							
77.		O'Hara Dan		1976	00:15:53.3	00:24:01.6	00:31:45.1	00:42:29.0	+00:09:45.3
M 41-50		1000m 00:02:51.8 2000m 00:06:45.9 3000m 00:10:31.7 5000m 00:17:41.9 6000m 00:21:36.5 7500m 00:27:45.4 9500m 00:36:00.2 11000m 00:41:57.8							
78.		Hable Krispin		1980	00:16:02.0	00:24:08.7	00:32:04.0	00:42:36.7	+00:09:53.0
M 41-50		1000m 00:03:18.3 2000m 00:07:04.0 3000m 00:10:42.8 5000m 00:17:50.8 6000m 00:21:50.7 7500m 00:27:48.5 9500m 00:36:05.1 11000m 00:42:02.0							
79.		Mireisz Bernhard Tri-Sport Lübeck		1978	00:15:41.7	00:24:40.8	00:32:00.2	00:42:43.4	+00:09:59.6
M 41-50		1000m 00:02:44.1 2000m 00:06:32.9 3000m 00:10:15.6 5000m 00:17:32.1 6000m 00:21:35.5 7500m 00:27:55.6 9500m 00:36:11.0 11000m 00:42:12.0							
80.		Litka Andrzej Tempo Mława		1974	00:15:12.4	00:23:25.3	00:31:30.0	00:42:47.3	+00:10:03.5
M 41-50		1000m 00:02:36.7 2000m 00:06:10.7 3000m 00:09:52.3 5000m 00:16:59.6 6000m 00:21:03.2 7500m 00:27:20.1 9500m 00:35:50.1 11000m 00:42:11.3							
81.		Barsali Nicola		1972	00:14:58.9	00:24:18.3	00:31:42.1	00:42:53.8	+00:10:10.1
M 41-50		1000m 00:02:42.0 2000m 00:06:16.9 3000m 00:09:49.2 5000m 00:16:57.8 6000m 00:21:01.5 7500m 00:27:35.4 9500m 00:36:16.4 11000m 00:42:20.3							
82.		Łapiński Radosław		1972	00:15:26.8	00:23:37.2	00:31:39.2	00:42:55.4	+00:10:11.7
M 41-50		1000m 00:02:59.1 2000m 00:06:44.7 3000m 00:10:14.6 5000m 00:17:17.0 6000m 00:21:15.7 7500m 00:27:23.2 9500m 00:35:56.0 11000m 00:42:16.9							
83.		-GEROMIN -IVAN		1976	00:15:53.3	00:24:19.6	00:32:32.9	00:43:05.3	+00:10:21.5
M 41-50		1000m 00:03:05.9 2000m 00:06:54.8 3000m 00:10:34.8 5000m 00:17:48.7 6000m 00:21:57.7 7500m 00:28:12.5 9500m 00:36:31.5 11000m 00:42:33.1							
84.		Odekerken Christophe		1973	00:15:49.7	00:24:08.2	00:32:18.0	00:43:08.4	+00:10:24.6
M 41-50		1000m 00:02:50.6 2000m 00:06:43.2 3000m 00:10:29.5 5000m 00:17:39.7 6000m 00:21:41.1 7500m 00:27:56.1 9500m 00:36:23.6 11000m 00:42:33.5							

ROUVY

ELITE

Santini

NUTREND®

Rank cat	Jersey	Name	CoR	DoB	INT1	INT3	INT4	Finishtime	
85.		Power Tom Tramore Wheelers		1975	00:16:09.4	00:24:27.9	00:32:39.7	00:43:08.7	+00:10:25.0
M 41-50		1000m 00:02:48.8 2000m 00:06:59.1 3000m 00:10:49.1 5000m 00:18:05.3 6000m 00:22:10.8 7500m 00:28:24.8 9500m 00:36:57.7 11000m 00:42:39.3							
86.		Glaser Harald		1977	00:15:37.8	00:25:01.1	00:32:15.0	00:43:10.4	+00:10:26.6
M 41-50		1000m 00:02:40.7 2000m 00:06:32.5 3000m 00:10:19.7 5000m 00:17:45.6 6000m 00:21:52.3 7500m 00:28:12.6 9500m 00:36:27.8 11000m 00:42:39.6							
87.		jan_delancker jan Trust mtb team		1975	00:16:27.3	00:25:00.1	00:32:47.7	00:43:16.5	+00:10:32.8
M 41-50		1000m 00:03:06.2 2000m 00:07:12.3 3000m 00:11:11.1 5000m 00:18:27.4 6000m 00:22:29.2 7500m 00:28:48.7 9500m 00:37:00.4 11000m 00:42:48.1							
88.		Reszka Marcin		1979	00:15:42.2	00:24:20.8	00:32:26.7	00:43:31.1	+00:10:47.3
M 41-50		1000m 00:02:42.6 2000m 00:06:24.7 3000m 00:10:16.6 5000m 00:17:43.0 6000m 00:21:53.7 7500m 00:28:18.5 9500m 00:36:43.3 11000m 00:42:54.6							
89.		Mitchell Mark		1974	00:13:45.0	00:21:57.5	00:31:25.9	00:43:36.2	+00:10:52.5
M 41-50		1000m 00:02:27.9 2000m 00:05:47.4 3000m 00:09:07.1 5000m 00:16:17.3 6000m 00:19:50.9 7500m 00:26:52.9 9500m 00:35:20.8 11000m 00:43:03.5							
90.		Mourao Tiago		1979	00:20:04.0	00:27:47.1	00:34:14.7	00:44:05.8	+00:11:22.1
M 41-50		1000m 00:02:32.9 2000m 00:08:02.3 3000m 00:14:06.2 5000m 00:21:43.9 6000m 00:25:09.5 7500m 00:30:28.4 9500m 00:37:51.2 11000m 00:43:33.6							
91.		Russell Gregory Team BBC		1971	00:17:11.9	00:26:12.8	00:33:44.4	00:44:11.6	+00:11:27.9
M 41-50		1000m 00:03:13.3 2000m 00:07:30.5 3000m 00:11:36.3 5000m 00:19:07.7 6000m 00:23:09.2 7500m 00:29:29.1 9500m 00:37:43.8 11000m 00:43:39.1							
92.		KWIATKOWSKI -KRZYSZTOF BLUMEN TEAM		1974	00:16:32.1	00:25:43.5	00:33:08.5	00:44:12.5	+00:11:28.7
M 41-50		1000m 00:02:50.7 2000m 00:06:46.0 3000m 00:10:44.9 5000m 00:18:28.0 6000m 00:22:44.2 7500m 00:29:02.1 9500m 00:37:35.0 11000m 00:43:38.8							
93.		POUZOLS Frédéric		1976	00:16:36.5	00:25:18.4	00:33:22.7	00:44:12.9	+00:11:29.2
M 41-50		1000m 00:03:10.9 2000m 00:07:12.2 3000m 00:11:05.9 5000m 00:18:42.1 6000m 00:22:53.4 7500m 00:29:16.9 9500m 00:37:38.6 11000m 00:43:40.8							
94.		Bigarella Enda Tatux		1978	00:15:41.8	00:25:36.9	00:33:11.7	00:44:15.8	+00:11:32.1
M 41-50		1000m 00:02:49.7 2000m 00:06:32.7 3000m 00:10:25.7 5000m 00:18:11.3 6000m 00:22:07.8 7500m 00:28:47.7 9500m 00:37:33.6 11000m 00:43:41.8							
95.		Hrbek René Kurva BIKE		1978	00:15:53.8	00:24:24.6	00:32:37.7	00:44:17.1	+00:11:33.4
M 41-50		1000m 00:03:11.0 2000m 00:07:02.1 3000m 00:10:44.8 5000m 00:17:51.0 6000m 00:21:53.7 7500m 00:28:20.7 9500m 00:37:19.8 11000m 00:43:39.5							
96.		Leuthold René		1974	00:15:33.1	00:24:15.9	00:32:39.4	00:44:17.2	+00:11:33.5
M 41-50		1000m 00:02:47.3 2000m 00:06:41.9 3000m 00:10:19.6 5000m 00:17:30.6 6000m 00:21:46.6 7500m 00:28:19.6 9500m 00:37:19.5 11000m 00:43:46.0							
97.		Niznik Roman Spektrum SZ		1979	00:15:29.4	00:23:58.5	00:32:26.5	00:44:17.5	+00:11:33.8
M 41-50		1000m 00:02:33.6 2000m 00:06:21.4 3000m 00:10:06.7 5000m 00:17:19.6 6000m 00:21:28.7 7500m 00:28:03.3 9500m 00:36:58.4 11000m 00:43:41.5							
98.		proaza Proaza jakimati Pegate Ahi		1973	00:14:44.4	00:24:01.8	00:34:04.9	00:44:26.2	+00:11:42.5
M 41-50		1000m 00:02:41.8 2000m 00:06:12.8 3000m 00:09:39.0 5000m 00:17:00.9 6000m 00:21:20.8 7500m 00:30:15.3 9500m 00:38:05.2 11000m 00:43:53.2							

ROUVY

ELITE

Santini

NUTREND®

Rank cat	Jersey	Name	CoR	DoB	INT1	INT3	INT4	Finishtime	
99.		Hodermarsky Tomáš		1980	00:16:35.8	00:26:00.7	00:33:27.7	00:44:35.2	+00:11:51.4
M 41-50		1000m 00:02:58.9 2000m 00:07:04.0 3000m 00:10:58.1 5000m 00:18:32.2 6000m 00:22:51.0 7500m 00:29:20.2 9500m 00:37:48.0 11000m 00:44:02.2							
00.		Bylica Maciej Bylica		1976	00:16:27.7	00:25:47.6	00:33:36.6	00:44:35.3	+00:11:51.5
M 41-50		1000m 00:02:55.9 2000m 00:06:56.8 3000m 00:10:55.8 5000m 00:18:22.5 6000m 00:22:30.0 7500m 00:29:10.2 9500m 00:37:46.8 11000m 00:43:59.9							
01.		Ferreira Case Ultra Esportes		1975	00:16:45.7	00:25:15.4	00:33:35.4	00:44:47.3	+00:12:03.6
M 41-50		1000m 00:03:20.2 2000m 00:07:19.0 3000m 00:11:13.0 5000m 00:18:48.3 6000m 00:22:53.0 7500m 00:29:09.1 9500m 00:37:53.2 11000m 00:44:13.1							
02.		Veres Peter		1976	00:16:12.5	00:25:04.0	00:33:21.9	00:44:59.5	+00:12:15.7
M 41-50		1000m 00:02:50.8 2000m 00:06:45.9 3000m 00:10:35.8 5000m 00:18:15.3 6000m 00:22:33.2 7500m 00:29:07.8 9500m 00:37:49.1 11000m 00:44:23.5							
03.		Christ Laurent Amiens Triathlon		1974	00:17:28.0	00:26:09.5	00:34:22.5	00:45:11.2	+00:12:27.5
M 41-50		1000m 00:03:41.3 2000m 00:07:46.5 3000m 00:11:41.4 5000m 00:19:28.7 6000m 00:23:43.5 7500m 00:30:08.2 9500m 00:38:39.5 11000m 00:44:37.5							
04.		Klauer Matthias		1971	00:16:34.5	00:26:07.2	00:33:55.1	00:45:12.7	+00:12:28.9
M 41-50		1000m 00:03:15.4 2000m 00:07:16.2 3000m 00:11:06.9 5000m 00:18:36.6 6000m 00:22:53.2 7500m 00:29:29.1 9500m 00:38:30.4 11000m 00:44:41.2							
05.		Hytting Thomas		1972	00:15:52.6	00:24:21.8	00:32:44.5	00:45:12.9	+00:12:29.2
M 41-50		1000m 00:02:58.8 2000m 00:06:49.8 3000m 00:10:38.0 5000m 00:17:45.0 6000m 00:21:52.6 7500m 00:28:21.4 9500m 00:37:21.9 11000m 00:44:36.2							
06.		Marák Jan INS Náchod		1980	00:16:58.0	00:26:45.5	00:34:34.0	00:45:27.8	+00:12:44.1
M 41-50		1000m 00:03:07.3 2000m 00:07:17.2 3000m 00:11:18.0 5000m 00:19:03.5 6000m 00:23:27.3 7500m 00:30:04.5 9500m 00:38:41.4 11000m 00:44:52.7							
07.		Langdell Anthony CC London		1972	00:15:59.2	00:25:32.2	00:33:25.1	00:45:29.4	+00:12:45.7
M 41-50		1000m 00:02:43.9 2000m 00:06:36.8 3000m 00:10:33.6 5000m 00:17:50.0 6000m 00:22:17.8 7500m 00:29:00.8 9500m 00:38:14.2 11000m 00:44:56.7							
08.		Friedrich Enrico		1974	00:16:38.7	00:25:30.3	00:33:53.2	00:45:30.4	+00:12:46.7
M 41-50		1000m 00:03:02.1 2000m 00:07:12.1 3000m 00:11:08.1 5000m 00:18:44.2 6000m 00:23:01.4 7500m 00:29:34.3 9500m 00:38:27.2 11000m 00:44:57.3							
09.		Döring Jens		1977	00:16:57.9	00:25:51.6	00:34:24.6	00:45:32.8	+00:12:49.0
M 41-50		1000m 00:02:51.8 2000m 00:07:16.3 3000m 00:11:22.9 5000m 00:19:02.5 6000m 00:23:21.3 7500m 00:29:57.5 9500m 00:38:37.5 11000m 00:44:57.6							
10.		Dembiński Marek Wójtowicz TRI Team / Atimex		1974	00:17:26.8	00:26:06.8	00:34:04.2	00:45:41.3	+00:12:57.6
M 41-50		1000m 00:05:06.9 2000m 00:08:56.1 3000m 00:12:25.6 5000m 00:19:25.8 6000m 00:23:36.6 7500m 00:29:55.5 9500m 00:38:21.4 11000m 00:45:02.7							
11.		Robinson Dave N/a		1974	00:17:44.9	00:27:09.8	00:34:36.6	00:45:50.8	+00:13:07.0
M 41-50		1000m 00:04:18.7 2000m 00:08:23.8 3000m 00:12:19.4 5000m 00:19:43.9 6000m 00:23:56.5 7500m 00:30:24.6 9500m 00:38:56.5 11000m 00:45:14.8							
12.		Lepage Thierry		1979	00:17:25.5	00:26:17.3	00:34:35.8	00:45:58.3	+00:13:14.6
M 41-50		1000m 00:03:24.7 2000m 00:07:43.7 3000m 00:11:49.6 5000m 00:19:29.4 6000m 00:23:48.9 7500m 00:30:21.1 9500m 00:39:04.9 11000m 00:45:23.3							

ROUVY

ELITE

Santini

NUTREND®















Rank cat	Jersey	Name	CoR	DoB	INT1	INT3	INT4	Finishtime	
13.		Ford David		1975	00:15:37.2	00:24:13.6	00:32:44.5	00:46:00.3	+00:13:16.6
M 41-50					Username mdavidford				
		1000m	2000m	3000m	5000m	6000m	7500m	9500m	11000m
		00:03:08.0	00:06:41.9	00:10:25.7	00:17:31.9	00:21:40.6	00:28:22.6	00:37:40.3	00:45:18.6
14.		Lapalency David		1977	00:16:36.3	00:25:40.5	00:34:16.2	00:46:01.8	+00:13:18.0
M 41-50					Username auvergnat63				
		1000m	2000m	3000m	5000m	6000m	7500m	9500m	11000m
		00:03:02.3	00:07:03.8	00:10:58.7	00:18:41.5	00:23:07.2	00:29:51.1	00:38:53.4	00:45:27.1
15.		Marek Libor MTB Šumava Riders		1975	00:15:01.6	00:24:39.4	00:33:01.6	00:46:03.3	+00:13:19.6
M 41-50					Username libor75				
		1000m	2000m	3000m	5000m	6000m	7500m	9500m	11000m
		00:02:26.5	00:06:04.7	00:09:39.4	00:17:04.8	00:21:29.5	00:28:19.5	00:38:15.4	00:45:29.9
16.		Groenevelt Wilfred		1972	00:16:54.4	00:25:57.4	00:34:17.2	00:46:03.7	+00:13:20.0
M 41-50					Username Wilfred72				
		1000m	2000m	3000m	5000m	6000m	7500m	9500m	11000m
		00:03:13.2	00:07:23.1	00:11:14.8	00:18:54.6	00:23:25.5	00:30:02.6	00:38:48.5	00:45:30.8
17.		Monerris Javier		1979	00:16:23.2	00:25:33.5	00:34:03.1	00:46:04.6	+00:13:20.8
M 41-50					Username javim				
		1000m	2000m	3000m	5000m	6000m	7500m	9500m	11000m
		00:02:54.1	00:06:52.7	00:10:44.9	00:18:30.2	00:22:58.3	00:29:37.1	00:38:43.3	00:45:26.8
18.		Wójcik Grzegorz		1975	00:17:03.8	00:26:41.1	00:34:22.5	00:46:06.4	+00:13:22.6
M 41-50					Username gres1975				
		1000m	2000m	3000m	5000m	6000m	7500m	9500m	11000m
		00:02:58.0	00:07:18.3	00:11:18.9	00:19:07.3	00:23:28.4	00:30:08.4	00:39:03.5	00:45:31.7
19.		Pjatak Stanislav CKT Svit		1973	00:17:29.9	00:26:37.9	00:34:52.6	00:46:11.0	+00:13:27.3
M 41-50					Username Stenly				
		1000m	2000m	3000m	5000m	6000m	7500m	9500m	11000m
		00:03:24.5	00:07:53.1	00:11:54.4	00:19:33.9	00:24:04.6	00:30:42.8	00:39:24.0	00:45:38.8
20.		Zajíček Milan		1973	00:17:26.0	00:26:39.0	00:35:02.5	00:46:19.7	+00:13:36.0
M 41-50					Username Milan73				
		1000m	2000m	3000m	5000m	6000m	7500m	9500m	11000m
		00:03:03.3	00:07:24.1	00:11:35.1	00:19:34.7	00:24:05.0	00:30:45.8	00:39:26.9	00:45:47.0
21.		jeanne guillaume USSJ Cyclisme		1975	00:16:19.3	00:25:39.5	00:34:59.4	00:46:20.6	+00:13:36.8
M 41-50					Username guithor76				
		1000m	2000m	3000m	5000m	6000m	7500m	9500m	11000m
		00:02:44.1	00:06:54.1	00:10:44.9	00:18:26.3	00:22:56.2	00:30:11.7	00:39:25.1	00:45:48.3
22.		Maluchnik Jarek RouvyPL		1980	00:17:00.6	00:26:04.6	00:34:47.5	00:46:23.3	+00:13:39.6
M 41-50					Username virtualj80				
		1000m	2000m	3000m	5000m	6000m	7500m	9500m	11000m
		00:03:16.0	00:07:21.8	00:11:16.9	00:19:01.4	00:23:33.2	00:30:23.4	00:39:15.4	00:45:48.0
23.		Kocánek Jiří		1980	00:16:54.1	00:26:55.8	00:35:02.9	00:46:23.5	+00:13:39.7
M 41-50					Username George1				
		1000m	2000m	3000m	5000m	6000m	7500m	9500m	11000m
		00:02:57.1	00:07:07.1	00:11:13.0	00:18:54.6	00:23:28.6	00:30:26.3	00:39:21.7	00:45:51.8
24.		Rini Stefano Rouvy Blender Free		1973	00:17:07.2	00:26:02.4	00:34:45.6	00:46:26.2	+00:13:42.4
M 41-50					Username nen073				
		1000m	2000m	3000m	5000m	6000m	7500m	9500m	11000m
		00:03:03.3	00:07:09.0	00:11:11.7	00:19:06.7	00:23:29.3	00:30:22.6	00:39:17.5	00:45:46.0
25.		Nel Rocco		1972	00:17:38.7	00:27:07.7	00:35:06.4	00:46:28.5	+00:13:44.8
M 41-50					Username Rocket17				
		1000m	2000m	3000m	5000m	6000m	7500m	9500m	11000m
		00:03:23.2	00:07:46.2	00:11:55.2	00:19:53.7	00:24:29.5	00:31:00.5	00:39:23.2	00:45:52.7
26.		Gil Luis Templarios BTT		1973	00:18:14.1	00:27:43.8	00:35:21.6	00:46:31.4	+00:13:47.6
M 41-50					Username luisgil				
		1000m	2000m	3000m	5000m	6000m	7500m	9500m	11000m
		00:03:47.1	00:08:29.6	00:12:36.5	00:20:17.8	00:24:36.0	00:30:57.8	00:39:35.1	00:45:56.3

ROUVY

ELITE

Santini

NUTREND®

Rank cat	Jersey	Name	CoR	DoB	INT1	INT3	INT4	Finishtime	
27.		Poluchowicz Artur		1974	00:15:40.1	00:25:14.4	00:33:40.8	00:46:34.6	+00:13:50.8
M 41-50		1000m 00:02:41.9 2000m 00:06:36.6 3000m 00:10:22.4 5000m 00:17:39.7 6000m 00:21:51.9 7500m 00:29:02.7 9500m 00:38:51.2 11000m 00:45:57.0							
28.		Pechač Robert		1979	00:16:32.7	00:26:13.6	00:35:18.9	00:46:48.0	+00:14:04.2
M 41-50		1000m 00:02:44.8 2000m 00:06:29.0 3000m 00:10:25.6 5000m 00:18:49.6 6000m 00:23:32.3 7500m 00:30:29.4 9500m 00:39:46.9 11000m 00:46:15.3							
29.		Robinson Steve Team Salesengine.co.uk		1972	00:17:20.7	00:26:40.5	00:35:32.1	00:47:03.5	+00:14:19.8
M 41-50		1000m 00:02:58.9 2000m 00:07:14.9 3000m 00:11:25.2 5000m 00:19:23.6 6000m 00:24:03.7 7500m 00:30:49.9 9500m 00:39:56.7 11000m 00:46:30.5							
30.		Goetsch Arthur Team GM		1971	00:17:21.9	00:26:43.0	00:34:56.3	00:47:09.3	+00:14:25.5
M 41-50		1000m 00:03:08.1 2000m 00:07:25.0 3000m 00:11:29.0 5000m 00:19:32.9 6000m 00:24:03.7 7500m 00:30:41.6 9500m 00:39:38.0 11000m 00:46:30.4							
31.		Hoskins Jason Faith Cycling		1972	00:17:30.3	00:26:47.8	00:35:45.7	00:47:19.4	+00:14:35.7
M 41-50		1000m 00:03:02.1 2000m 00:07:23.3 3000m 00:11:43.0 5000m 00:19:33.5 6000m 00:24:12.7 7500m 00:31:16.8 9500m 00:40:08.1 11000m 00:46:43.4							
32.		Haslwanter Walter Pewag Racing Team		1977	00:17:49.8	00:27:41.2	00:35:33.1	00:47:23.2	+00:14:39.4
M 41-50		1000m 00:03:30.4 2000m 00:07:52.5 3000m 00:11:54.1 5000m 00:19:46.9 6000m 00:24:10.8 7500m 00:31:14.9 9500m 00:40:18.2 11000m 00:46:53.8							
33.		Mags Karl		1979	00:16:08.9	00:25:22.3	00:35:10.2	00:47:30.1	+00:14:46.4
M 41-50		1000m 00:03:01.8 2000m 00:06:51.7 3000m 00:10:38.7 5000m 00:18:09.2 6000m 00:22:34.8 7500m 00:29:55.3 9500m 00:40:02.1 11000m 00:46:56.6							
34.		Bulín Petr P.B.C.		1971	00:17:56.3	00:27:54.7	00:35:44.9	00:47:35.3	+00:14:51.6
M 41-50		1000m 00:03:16.9 2000m 00:07:49.6 3000m 00:12:01.3 5000m 00:20:04.0 6000m 00:24:36.2 7500m 00:31:25.3 9500m 00:40:16.4 11000m 00:46:55.5							
35.		Otta Tomas Bajkonur		1978	00:17:53.0	00:27:31.3	00:36:16.5	00:47:41.9	+00:14:58.2
M 41-50		1000m 00:03:06.3 2000m 00:07:36.1 3000m 00:11:56.4 5000m 00:20:06.2 6000m 00:24:48.0 7500m 00:31:51.1 9500m 00:41:00.8 11000m 00:47:11.8							
36.		Clift Steve Real Fitness Race Team		1973	00:17:12.3	00:27:24.5	00:35:27.1	00:47:43.6	+00:14:59.8
M 41-50		1000m 00:03:03.2 2000m 00:07:06.0 3000m 00:11:02.0 5000m 00:19:21.4 6000m 00:24:01.6 7500m 00:30:57.0 9500m 00:40:16.4 11000m 00:47:05.7							
37.		Šmid Blaž		1974	00:18:04.1	00:27:10.0	00:36:13.0	00:47:48.6	+00:15:04.9
M 41-50		1000m 00:02:53.9 2000m 00:07:24.0 3000m 00:11:52.5 5000m 00:20:12.0 6000m 00:24:36.7 7500m 00:31:39.2 9500m 00:40:57.2 11000m 00:47:18.6							
38.		Jansen Marius Keyn Qure Bikefit		1974	00:17:17.8	00:26:37.8	00:36:05.3	00:47:51.3	+00:15:07.6
M 41-50		1000m 00:03:01.3 2000m 00:07:17.1 3000m 00:11:24.3 5000m 00:19:19.8 6000m 00:23:53.9 7500m 00:31:07.0 9500m 00:40:45.4 11000m 00:47:15.8							
39.		Luis Humberto		1979	00:17:35.0	00:27:53.1	00:36:03.9	00:47:52.6	+00:15:08.9
M 41-50		1000m 00:03:52.3 2000m 00:08:25.4 3000m 00:12:27.8 5000m 00:19:48.6 6000m 00:24:04.6 7500m 00:31:42.2 9500m 00:40:51.7 11000m 00:47:09.7							
40.		Pichard Arnaud cjbbs@yahoo.fr		1972	00:18:10.5	00:27:32.3	00:36:24.2	00:48:00.7	+00:15:16.9
M 41-50		1000m 00:03:20.3 2000m 00:07:48.3 3000m 00:12:07.3 5000m 00:20:21.2 6000m 00:24:55.2 7500m 00:31:52.5 9500m 00:41:01.8 11000m 00:47:27.1							

ROUVY

ELITE





















Santini

NUTREND®

Rank cat	Jersey	Name	CoR	DoB	INT1	INT3	INT4	Finishtime	
41.		Spelta Bryce		1979	00:17:31.0	00:26:56.9	00:35:58.3	00:48:02.3	+00:15:18.6
M 41-50					Username bryces				
		1000m	2000m	3000m	5000m	6000m	7500m	9500m	11000m
		00:03:13.9	00:07:33.4	00:11:43.3	00:19:37.5	00:24:17.0	00:31:22.1	00:40:53.4	00:47:29.8
42.		Kottier Maarten		1976	00:18:35.5	00:28:13.4	00:36:53.3	00:48:16.6	+00:15:32.9
M 41-50					Username Maarten_Kottier				
		1000m	2000m	3000m	5000m	6000m	7500m	9500m	11000m
		00:03:42.5	00:08:06.3	00:12:40.7	00:20:49.5	00:25:30.5	00:32:40.7	00:41:25.5	00:47:41.1
43.		Cotton Richard		1973	00:18:03.7	00:27:29.0	00:36:43.1	00:48:41.5	+00:15:57.8
M 41-50					Username rcotton				
		1000m	2000m	3000m	5000m	6000m	7500m	9500m	11000m
		00:03:56.2	00:08:00.6	00:12:06.2	00:20:05.0	00:24:45.9	00:31:50.3	00:41:17.8	00:48:09.1
44.		Manasek Lukas		1980	00:19:24.7	00:28:53.0	00:37:32.8	00:48:46.1	+00:16:02.4
M 41-50					Username lumanas				
		1000m	2000m	3000m	5000m	6000m	7500m	9500m	11000m
		00:03:48.3	00:08:47.8	00:12:59.9	00:21:42.7	00:26:20.8	00:33:07.0	00:41:58.1	00:48:13.6
45.		Alba Salazar Gabriel SOLUSEGURIDAD SAS		1974	00:17:29.1	00:27:57.4	00:36:19.3	00:48:58.3	+00:16:14.6
M 41-50					Username gabrielleonardo				
		1000m	2000m	3000m	5000m	6000m	7500m	9500m	11000m
		00:02:47.8	00:07:04.9	00:11:18.0	00:19:42.6	00:24:25.9	00:31:47.1	00:41:15.5	00:48:21.5
46.		FUENTE JORDI		1971	00:17:52.0	00:26:49.8	00:35:26.7	00:48:58.9	+00:16:15.2
M 41-50					Username rokaexplorer				
		1000m	2000m	3000m	5000m	6000m	7500m	9500m	11000m
		00:03:17.0	00:07:57.4	00:12:18.6	00:20:01.1	00:24:19.8	00:30:54.9	00:40:45.4	00:48:17.3
47.		Eisl Michael UES Eisenstadt		1978	00:17:03.9	00:27:16.9	00:36:12.3	00:49:00.7	+00:16:16.9
M 41-50					Username pedronaut				
		1000m	2000m	3000m	5000m	6000m	7500m	9500m	11000m
		00:03:09.2	00:07:18.0	00:11:23.4	00:19:01.6	00:23:47.7	00:31:22.2	00:41:18.7	00:48:29.6
48.		Barnett Drew Triswim		1974	00:17:37.1	00:28:03.3	00:36:26.3	00:49:00.8	+00:16:17.1
M 41-50					Username DrewBarnett				
		1000m	2000m	3000m	5000m	6000m	7500m	9500m	11000m
		00:03:10.2	00:07:23.3	00:11:35.1	00:19:50.0	00:24:30.2	00:31:48.5	00:41:24.7	00:48:21.1
49.		Cairns Mark		1975	00:17:19.9	00:27:42.6	00:36:16.3	00:49:01.1	+00:16:17.3
M 41-50					Username mrkymrk				
		1000m	2000m	3000m	5000m	6000m	7500m	9500m	11000m
		00:03:07.2	00:07:23.2	00:11:25.0	00:19:31.6	00:24:11.0	00:31:32.3	00:41:25.0	00:48:27.4
50.		Świtła Krzysztof RouvyPL		1976	00:18:34.3	00:28:05.3	00:37:13.2	00:49:04.4	+00:16:20.7
M 41-50					Username krzysztofswitla				
		1000m	2000m	3000m	5000m	6000m	7500m	9500m	11000m
		00:03:30.2	00:08:12.3	00:12:36.8	00:20:38.3	00:25:21.5	00:32:27.7	00:41:43.0	00:48:29.5
51.		SEGAUD Christophe Bourg en Bresse Triathlon		1973	00:18:27.2	00:27:57.6	00:37:01.4	00:49:30.2	+00:16:46.4
M 41-50					Username christophe1973				
		1000m	2000m	3000m	5000m	6000m	7500m	9500m	11000m
		00:03:38.1	00:08:08.6	00:12:28.8	00:20:40.2	00:25:15.2	00:32:19.5	00:41:57.1	00:48:50.4
52.		Flippance Neil		1977	00:19:04.6	00:29:16.8	00:37:36.7	00:49:50.6	+00:17:06.9
M 41-50					Username pantster				
		1000m	2000m	3000m	5000m	6000m	7500m	9500m	11000m
		00:03:18.1	00:08:18.4	00:12:47.7	00:21:13.5	00:25:50.5	00:32:49.7	00:42:09.9	00:49:11.7
53.		Clay Richard Biggar Cycling Club		1974	00:19:13.3	00:28:21.4	00:37:24.3	00:49:50.9	+00:17:07.2
M 41-50					Username rico_klaus				
		1000m	2000m	3000m	5000m	6000m	7500m	9500m	11000m
		00:03:43.0	00:07:56.2	00:12:10.3	00:21:18.4	00:25:41.2	00:32:39.6	00:42:02.1	00:49:15.7
54.		Zimoch Jeremi Old Skull Boys		1975	00:17:56.3	00:28:34.8	00:37:34.6	00:49:51.0	+00:17:07.2
M 41-50					Username jeremyblue				
		1000m	2000m	3000m	5000m	6000m	7500m	9500m	11000m
		00:03:02.8	00:07:25.1	00:11:54.3	00:20:09.1	00:24:52.4	00:32:22.5	00:42:13.0	00:49:14.8





















Rank cat	Jersey	Name	CoR	DoB	INT1	INT3	INT4	Finishtime	
55.		Harder Olli One day Norseman		1973	00:17:11.2	00:27:44.6	00:36:35.3	00:49:51.7	+00:17:07.9
M 41-50		1000m 00:03:20.7 2000m 00:07:23.0 3000m 00:11:31.3 5000m 00:19:19.3 6000m 00:23:55.5 7500m 00:31:45.4 9500m 00:41:50.9 11000m 00:49:13.0							
56.		Schreiner Claude		1972	00:18:30.3	00:28:42.6	00:37:58.0	00:49:55.5	+00:17:11.8
M 41-50		1000m 00:03:34.2 2000m 00:07:54.4 3000m 00:12:17.3 5000m 00:20:44.9 6000m 00:25:56.0 7500m 00:33:21.5 9500m 00:42:51.1 11000m 00:49:27.6							
57.		Balaz Stani		1974	00:18:23.5	00:28:05.5	00:37:06.8	00:49:56.7	+00:17:13.0
M 41-50		1000m 00:02:53.9 2000m 00:07:18.0 3000m 00:11:54.2 5000m 00:20:36.1 6000m 00:25:18.6 7500m 00:32:36.7 9500m 00:42:09.9 11000m 00:49:20.7							
58.		Malaver Joel Fritz		1980	00:20:08.4	00:29:50.3	00:38:28.2	00:50:16.7	+00:17:33.0
M 41-50		1000m 00:03:30.3 2000m 00:08:14.6 3000m 00:12:55.6 5000m 00:22:32.1 6000m 00:27:17.2 7500m 00:34:05.0 9500m 00:43:01.5 11000m 00:49:39.8							
59.		Abraham Sam HardGrafters VC		1978	00:19:20.5	00:29:18.1	00:38:55.7	00:50:29.7	+00:17:45.9
M 41-50		1000m 00:03:43.2 2000m 00:08:16.4 3000m 00:12:53.0 5000m 00:21:44.0 6000m 00:26:32.9 7500m 00:33:56.1 9500m 00:43:26.8 11000m 00:49:54.2							
60.		Riedl Martin		1978	00:18:40.3	00:29:10.7	00:37:40.1	00:50:31.5	+00:17:47.7
M 41-50		1000m 00:03:21.3 2000m 00:08:02.7 3000m 00:12:21.5 5000m 00:20:50.6 6000m 00:25:32.3 7500m 00:32:53.8 9500m 00:42:45.6 11000m 00:49:53.9							
61.		Rollason Steve Armstrong Prestige Dunedin		1971	00:19:01.5	00:28:48.7	00:38:12.9	00:50:34.0	+00:17:50.3
M 41-50		1000m 00:03:42.5 2000m 00:08:20.3 3000m 00:12:44.5 5000m 00:21:17.6 6000m 00:26:04.5 7500m 00:33:16.8 9500m 00:42:50.3 11000m 00:49:58.1							
62.		Leon Sergio Random		1976	00:18:48.9	00:28:46.6	00:38:10.2	00:50:46.0	+00:18:02.3
M 41-50		1000m 00:03:50.3 2000m 00:08:18.6 3000m 00:12:28.8 5000m 00:20:59.5 6000m 00:25:54.7 7500m 00:33:20.9 9500m 00:43:20.6 11000m 00:50:09.4							
63.		Ravnikilde Thomas SCC		1973	00:18:48.0	00:29:41.7	00:38:25.0	00:50:47.5	+00:18:03.7
M 41-50		1000m 00:03:13.9 2000m 00:08:03.1 3000m 00:12:29.3 5000m 00:21:14.2 6000m 00:26:05.5 7500m 00:33:21.5 9500m 00:43:10.3 11000m 00:50:12.9							
64.		Charlton Bobby		1975	00:19:24.2	00:29:07.0	00:38:17.2	00:50:52.9	+00:18:09.2
M 41-50		1000m 00:03:44.6 2000m 00:08:31.7 3000m 00:13:00.0 5000m 00:21:36.8 6000m 00:26:18.6 7500m 00:33:23.0 9500m 00:43:11.7 11000m 00:50:11.3							
65.		eygenraam kris		1977	00:19:27.5	00:29:45.1	00:39:31.5	00:51:05.7	+00:18:22.0
M 41-50		1000m 00:03:33.2 2000m 00:08:08.4 3000m 00:12:41.9 5000m 00:22:04.9 6000m 00:26:51.1 7500m 00:34:11.5 9500m 00:44:11.0 11000m 00:50:33.4							
66.		Caizergues Derek		1971	00:19:21.1	00:29:07.0	00:38:36.1	00:51:07.6	+00:18:23.9
M 41-50		1000m 00:03:48.5 2000m 00:08:33.5 3000m 00:13:00.9 5000m 00:21:31.3 6000m 00:26:22.5 7500m 00:33:33.0 9500m 00:43:17.4 11000m 00:50:23.4							
67.		Minarovic Peter		1977	00:18:29.4	00:28:32.7	00:38:40.1	00:51:09.9	+00:18:26.2
M 41-50		1000m 00:03:08.0 2000m 00:07:42.4 3000m 00:12:10.5 5000m 00:20:43.3 6000m 00:25:41.7 7500m 00:33:22.7 9500m 00:43:27.6 11000m 00:50:36.6							
68.		Štraser Domen		1978	00:18:13.1	00:27:54.5	00:38:06.0	00:51:13.4	+00:18:29.7
M 41-50		1000m 00:03:11.9 2000m 00:07:27.0 3000m 00:11:39.0 5000m 00:20:24.0 6000m 00:25:04.5 7500m 00:32:48.6 9500m 00:43:07.5 11000m 00:50:37.2							






Rank cat	Jersey	Name	CoR	DoB	INT1	INT3	INT4	Finishtime	
69.		Kaczorowski -Rafal RouvyPL		1980	00:17:47.9	00:28:08.5	00:38:11.3	00:51:19.6	+00:18:35.9
M 41-50		1000m 00:03:07.9 2000m 00:07:28.2 3000m 00:11:43.2 5000m 00:20:17.0 6000m 00:25:12.5 7500m 00:32:50.5 9500m 00:43:10.4 11000m 00:50:42.1							
70.		mllevat mik VO2 Team		1971	00:19:52.6	00:30:52.9	00:39:35.0	00:51:29.0	+00:18:45.2
M 41-50		1000m 00:03:34.4 2000m 00:08:36.4 3000m 00:13:23.8 5000m 00:22:07.7 6000m 00:27:01.9 7500m 00:34:43.4 9500m 00:44:18.1 11000m 00:50:53.4							
71.		Chrzanowski Marcin		1979	00:17:53.1	00:28:09.7	00:38:16.0	00:51:29.0	+00:18:45.3
M 41-50		1000m 00:02:50.8 2000m 00:07:11.1 3000m 00:11:33.4 5000m 00:20:12.6 6000m 00:25:13.2 7500m 00:32:54.7 9500m 00:43:19.9 11000m 00:50:47.7							
72.		Delafosse david ROUVY France Facebook		1972	00:19:21.8	00:29:31.1	00:38:56.6	00:51:35.8	+00:18:52.0
M 41-50		1000m 00:03:48.3 2000m 00:08:23.4 3000m 00:12:53.8 5000m 00:21:35.7 6000m 00:26:37.9 7500m 00:34:13.3 9500m 00:43:51.7 11000m 00:50:57.3							
73.		Biber Peter		1977	00:18:21.3	00:29:29.3	00:38:26.2	00:51:36.7	+00:18:53.0
M 41-50		1000m 00:02:57.8 2000m 00:07:31.3 3000m 00:11:56.0 5000m 00:20:42.1 6000m 00:25:46.5 7500m 00:33:28.7 9500m 00:43:41.0 11000m 00:50:59.6							
74.		Rodger James ANiMaMills		1978	00:19:41.4	00:29:29.1	00:39:16.1	00:52:00.5	+00:19:16.8
M 41-50		1000m 00:04:24.4 2000m 00:09:23.4 3000m 00:13:35.8 5000m 00:21:47.6 6000m 00:26:36.9 7500m 00:34:14.5 9500m 00:44:06.9 11000m 00:51:26.9							
75.		Nielsen Jesper The Mill Yard Cycling Club		1974	00:20:53.6	00:31:00.5	00:40:13.1	00:52:23.8	+00:19:40.1
M 41-50		1000m 00:03:30.4 2000m 00:08:51.8 3000m 00:14:00.2 5000m 00:23:19.6 6000m 00:28:03.4 7500m 00:35:37.7 9500m 00:44:36.3 11000m 00:51:43.9							
76.		Rydström Hampus Lammhultcyklisterna		1977	00:20:17.6	00:30:46.5	00:40:39.9	00:53:03.8	+00:20:20.1
M 41-50		1000m 00:03:36.3 2000m 00:08:44.9 3000m 00:13:40.9 5000m 00:22:34.1 6000m 00:27:48.6 7500m 00:35:37.1 9500m 00:45:32.8 11000m 00:52:26.1							
77.		ancona antonio		1971	00:20:46.0	00:31:40.4	00:41:36.0	00:53:08.9	+00:20:25.1
M 41-50		1000m 00:03:24.3 2000m 00:08:02.5 3000m 00:12:47.4 5000m 00:22:56.3 6000m 00:27:46.6 7500m 00:35:46.1 9500m 00:45:55.2 11000m 00:52:31.5							
78.		Rawley Kieran		1971	00:19:45.9	00:30:56.0	00:40:12.5	00:53:33.8	+00:20:50.1
M 41-50		1000m 00:03:36.2 2000m 00:08:17.3 3000m 00:12:50.6 5000m 00:22:09.0 6000m 00:27:11.4 7500m 00:34:46.6 9500m 00:45:25.9 11000m 00:52:55.8							
79.		Van den Eynden Jimmy		1977	00:19:03.3	00:29:12.9	00:39:29.9	00:53:34.8	+00:20:51.1
M 41-50		1000m 00:03:53.6 2000m 00:08:12.7 3000m 00:12:39.9 5000m 00:21:20.4 6000m 00:26:21.7 7500m 00:34:17.3 9500m 00:45:14.7 11000m 00:52:57.6							
80.		Grandolini Maurizio		1978	00:20:27.1	00:31:51.0	00:40:37.2	00:53:42.9	+00:20:59.2
M 41-50		1000m 00:03:25.2 2000m 00:08:25.5 3000m 00:13:26.1 5000m 00:22:54.2 6000m 00:28:08.6 7500m 00:35:33.0 9500m 00:45:37.2 11000m 00:53:05.4							
81.		Barberia Martin		1973	00:20:06.9	00:30:24.0	00:40:01.7	00:53:48.4	+00:21:04.6
M 41-50		1000m 00:04:03.6 2000m 00:09:03.7 3000m 00:13:37.8 5000m 00:22:29.3 6000m 00:27:37.7 7500m 00:35:07.0 9500m 00:45:14.0 11000m 00:52:49.9							
82.		Hora Luděk		1980	00:21:26.4	00:32:39.1	00:41:19.8	00:54:05.4	+00:21:21.6
M 41-50		1000m 00:04:06.6 2000m 00:09:33.2 3000m 00:14:30.5 5000m 00:23:41.5 6000m 00:28:58.1 7500m 00:36:40.2 9500m 00:46:33.3 11000m 00:53:28.7							

ROUVY

ELITE

Santini

NUTREND®

Rank cat	Jersey	Name	CoR	DoB	INT1	INT3	INT4	Finishtime	
83.		Egger Toni		1974	00:18:45.4	00:29:14.7	00:39:35.7	00:54:11.8	+00:21:28.1
M 41-50		1000m 00:02:53.1 2000m 00:07:30.9 3000m 00:12:18.3 5000m 00:21:03.5 6000m 00:26:13.7 7500m 00:34:31.3 9500m 00:45:35.0 11000m 00:53:33.8							
84.		Duignan Gary		1974	00:20:07.2	00:30:51.5	00:41:33.2	00:54:50.1	+00:22:06.3
M 41-50	None	1000m 00:03:49.4 2000m 00:08:37.7 3000m 00:13:04.9 5000m 00:22:32.1 6000m 00:27:56.5 7500m 00:35:57.2 9500m 00:46:39.6 11000m 00:54:09.8							
85.		Kopička Petr HRT cycling team		1977	00:19:58.7	00:30:32.4	00:41:00.8	00:54:51.1	+00:22:07.3
M 41-50		1000m 00:03:41.2 2000m 00:08:43.7 3000m 00:13:18.8 5000m 00:22:25.1 6000m 00:27:35.5 7500m 00:35:29.1 9500m 00:46:12.4 11000m 00:54:07.9							
86.		TORCIANTI MARCO MONKEY BIKE		1977	00:18:03.8	00:28:43.6	00:39:22.6	00:55:08.2	+00:22:24.4
M 41-50		1000m 00:03:05.0 2000m 00:07:35.2 3000m 00:11:56.3 5000m 00:20:17.1 6000m 00:25:30.5 7500m 00:33:47.8 9500m 00:45:16.8 11000m 00:54:30.0							
87.		Banescu Johann		1980	00:20:03.5	00:31:18.6	00:41:22.4	00:55:14.5	+00:22:30.8
M 41-50		1000m 00:03:49.3 2000m 00:08:33.7 3000m 00:13:08.8 5000m 00:22:27.9 6000m 00:27:33.0 7500m 00:35:42.9 9500m 00:46:50.5 11000m 00:54:33.9							
88.		OF Fabrice		1979	00:18:49.8	00:31:15.6	00:41:54.1	00:55:26.9	+00:22:43.2
M 41-50		1000m 00:03:20.3 2000m 00:07:39.3 3000m 00:12:00.4 5000m 00:21:15.6 6000m 00:26:57.9 7500m 00:35:46.2 9500m 00:46:50.5 11000m 00:54:41.1							
89.		Sidloski Kern		1974	00:21:11.5	00:32:53.3	00:42:25.2	00:55:27.9	+00:22:44.2
M 41-50		1000m 00:03:49.6 2000m 00:09:07.0 3000m 00:14:05.3 5000m 00:23:41.6 6000m 00:28:56.8 7500m 00:37:02.8 9500m 00:47:32.1 11000m 00:54:51.1							
90.		Hito Ben		1978	00:19:14.9	00:30:40.4	00:41:26.1	00:55:31.1	+00:22:47.4
M 41-50		1000m 00:03:14.2 2000m 00:07:45.5 3000m 00:12:24.3 5000m 00:21:50.5 6000m 00:27:29.1 7500m 00:35:54.1 9500m 00:46:53.6 11000m 00:54:45.4							
91.		Covey Andrew		1975	00:20:08.7	00:30:47.6	00:41:32.6	00:55:40.8	+00:22:57.1
M 41-50		1000m 00:03:40.2 2000m 00:08:41.6 3000m 00:13:24.0 5000m 00:22:30.2 6000m 00:27:47.3 7500m 00:35:59.0 9500m 00:46:59.9 11000m 00:54:59.1							
92.		Bulla Ludovít		1977	00:20:39.4	00:31:34.7	00:42:12.2	00:56:20.3	+00:23:36.6
M 41-50		1000m 00:04:04.7 2000m 00:09:15.1 3000m 00:14:06.4 5000m 00:23:06.4 6000m 00:28:32.5 7500m 00:36:35.4 9500m 00:47:32.6 11000m 00:55:36.4							
93.		Abbotts Justin		1974	00:19:56.0	00:31:01.7	00:41:51.7	00:57:02.7	+00:24:19.0
M 41-50		1000m 00:03:15.2 2000m 00:08:02.3 3000m 00:12:57.0 5000m 00:22:25.0 6000m 00:27:57.6 7500m 00:36:23.3 9500m 00:48:01.4 11000m 00:56:16.6							
94.		Artemus GORDON		1971	00:21:04.7	00:33:00.0	00:42:18.8	00:57:44.0	+00:25:00.2
M 41-50		1000m 00:04:48.0 2000m 00:09:44.5 3000m 00:14:17.1 5000m 00:23:41.7 6000m 00:29:13.1 7500m 00:37:06.5 9500m 00:47:58.3 11000m 00:56:59.1							
95.		Magnon Jean-Christophe Lapinus Cretinus		1977	00:21:50.6	00:32:59.5	00:43:59.8	00:58:00.7	+00:25:16.9
M 41-50		1000m 00:04:27.7 2000m 00:09:44.1 3000m 00:14:35.4 5000m 00:24:27.1 6000m 00:29:57.1 7500m 00:38:24.1 9500m 00:49:40.1 11000m 00:57:26.2							
96.		Robinson Steven Stockton Wheelers		1979	00:26:08.7	00:36:40.4	00:45:15.6	00:58:01.5	+00:25:17.8
M 41-50		1000m 00:03:07.1 2000m 00:07:31.3 3000m 00:19:56.1 5000m 00:28:14.7 6000m 00:32:59.8 7500m 00:40:29.2 9500m 00:50:25.3 11000m 00:57:27.3							

ROUVY

ELITE

Santini

NUTREND®

Rank cat	Jersey	Name	CoR	DoB	INT1	INT3	INT4	Finishtime	
97.		Spakowski Adalbert		1978	00:21:38.2	00:33:41.0	00:44:05.7	00:58:27.4	+00:25:43.6
M 41-50		1000m 00:04:07.4 2000m 00:09:40.3 3000m 00:14:42.3 5000m 00:24:05.8 6000m 00:29:38.1 7500m 00:38:04.9 9500m 00:49:48.0 11000m 00:57:47.5							
98.		Fernandez David Iron Friends		1972	00:21:30.9	00:33:01.5	00:43:53.1	00:58:57.6	+00:26:13.9
M 41-50		1000m 00:04:07.6 2000m 00:09:13.3 3000m 00:14:18.5 5000m 00:24:10.7 6000m 00:29:56.3 7500m 00:38:21.2 9500m 00:49:41.9 11000m 00:58:15.7							
99.		Królikowski Grzegorz		1975	00:24:37.3	00:36:08.2	00:45:23.8	00:59:03.7	+00:26:19.9
M 41-50		1000m 00:02:57.3 2000m 00:12:03.3 3000m 00:18:03.2 5000m 00:27:05.1 6000m 00:32:12.2 7500m 00:40:12.9 9500m 00:50:54.5 11000m 00:58:26.6							
100.		Pol Pier		1975	00:25:52.7	00:35:45.8	00:45:37.9	00:59:39.0	+00:26:55.3
M 41-50		1000m 00:11:00.1 2000m 00:15:26.9 3000m 00:19:45.7 5000m 00:28:04.7 6000m 00:32:55.6 7500m 00:40:26.4 9500m 00:50:45.2 11000m 00:58:53.7							
101.		Styles Andrew		1972	00:21:57.3	00:34:47.1	00:45:02.7	00:59:59.2	+00:27:15.5
M 41-50		1000m 00:03:41.5 2000m 00:08:56.1 3000m 00:14:03.2 5000m 00:24:36.1 6000m 00:30:37.7 7500m 00:39:26.0 9500m 00:51:20.1 11000m 00:59:17.5							
102.		Chalson Blake		1974	00:24:00.5	00:35:10.5	00:45:39.2	01:00:01.1	+00:27:17.4
M 41-50		1000m 00:04:58.1 2000m 00:10:54.8 3000m 00:16:29.2 5000m 00:26:32.7 6000m 00:32:05.4 7500m 00:40:26.5 9500m 00:51:21.9 11000m 00:59:16.9							
103.		TOMASPL Tomasz YelloBike Chorzów		1979	00:21:00.4	00:33:22.3	00:44:04.4	01:00:07.9	+00:27:24.2
M 41-50		1000m 00:03:39.5 2000m 00:08:55.0 3000m 00:13:46.2 5000m 00:23:29.2 6000m 00:29:01.0 7500m 00:38:07.3 9500m 00:50:07.0 11000m 00:59:19.2							
104.		McCloskey Colin		1976	00:22:46.3	00:35:24.2	00:46:04.0	01:01:02.8	+00:28:19.1
M 41-50		1000m 00:04:19.6 2000m 00:09:54.4 3000m 00:15:04.8 5000m 00:25:34.4 6000m 00:31:18.1 7500m 00:40:10.1 9500m 00:51:43.1 11000m 01:00:17.6							
105.		Brachaczek Filip Międzyzmiastowi		1980	00:34:28.3	00:43:26.7	00:50:44.9	01:01:21.4	+00:28:37.7
M 41-50		1000m 00:22:01.2 2000m 00:25:40.7 3000m 00:29:18.3 5000m 00:36:23.4 6000m 00:40:25.2 7500m 00:46:25.6 9500m 00:54:41.1 11000m 01:00:47.8							
106.		Kozyra Jacek Flaki wypruli na rowerze		1971	00:23:11.0	00:35:05.4	00:46:22.1	01:01:33.4	+00:28:49.7
M 41-50		1000m 00:04:06.7 2000m 00:10:00.6 3000m 00:15:25.8 5000m 00:25:57.7 6000m 00:31:47.3 7500m 00:40:42.5 9500m 00:52:28.2 11000m 01:00:50.7							
107.		Visser Cees-Jan		1972	00:20:18.1	00:32:11.4	00:45:00.5	01:01:46.8	+00:29:03.1
M 41-50		1000m 00:03:46.5 2000m 00:08:38.9 3000m 00:13:17.9 5000m 00:23:00.2 6000m 00:28:51.8 7500m 00:38:05.0 9500m 00:51:09.6 11000m 01:00:57.6							
108.		Battaglia Giuseppe		1972	00:25:34.3	00:37:13.8	00:48:04.1	01:01:47.9	+00:29:04.1
M 41-50		1000m 00:05:21.0 2000m 00:11:54.6 3000m 00:17:23.9 5000m 00:28:19.9 6000m 00:34:03.5 7500m 00:42:35.4 9500m 00:53:39.6 11000m 01:01:09.7							
109.		Szczygieł Mateusz		1978	00:23:05.1	00:35:30.8	00:47:47.1	01:03:13.2	+00:30:29.4
M 41-50		1000m 00:04:24.6 2000m 00:09:56.6 3000m 00:15:25.7 5000m 00:25:50.6 6000m 00:31:58.1 7500m 00:41:00.5 9500m 00:53:39.8 11000m 01:02:37.6							
110.		Zamudio Julián Tigers Riders		1976	00:33:37.1	00:43:29.7	00:51:43.1	01:03:13.3	+00:30:29.5
M 41-50		1000m 00:10:53.1 2000m 00:22:57.5 3000m 00:27:37.1 5000m 00:35:50.0 6000m 00:40:21.1 7500m 00:47:00.7 9500m 00:56:13.8 11000m 01:02:43.4							

ROUVY

ELITE

Santini

NUTREND®





















Rank cat	Jersey	Name	CoR	DoB	INT1	INT3	INT4	Finishtime	
11.		Leahy Paul		1974	00:22:23.2	00:34:28.0	00:47:20.8	01:03:15.6	+00:30:31.9
M 41-50		1000m 00:03:43.5	2000m 00:08:51.6	3000m 00:14:24.2	5000m 00:25:10.2	6000m 00:30:59.6	7500m 00:40:32.3	9500m 00:53:38.8	11000m 01:02:40.1
12.		Repaski Christian		1971	00:23:49.9	00:37:03.3	00:48:57.3	01:03:51.7	+00:31:07.9
M 41-50		1000m 00:04:49.9	2000m 00:10:28.6	3000m 00:15:57.1	5000m 00:26:39.9	6000m 00:33:27.0	7500m 00:42:57.4	9500m 00:55:00.3	11000m 01:03:16.8
13.		Plewa Remigiusz		1977	00:24:19.0	00:36:58.4	00:48:31.2	01:04:26.2	+00:31:42.4
M 41-50		1000m 00:04:48.7	2000m 00:10:18.3	3000m 00:15:57.9	5000m 00:27:16.0	6000m 00:33:35.8	7500m 00:42:40.1	9500m 00:54:51.4	11000m 01:03:46.6
14.		Tschopp Roger		1979	00:33:17.0	00:43:26.1	00:52:05.9	01:04:40.2	+00:31:56.4
M 41-50		1000m 00:03:36.0	2000m 00:22:52.1	3000m 00:27:08.2	5000m 00:35:21.8	6000m 00:39:57.1	7500m 00:47:12.9	9500m 00:56:44.3	11000m 01:03:57.2
15.		Torres Jorge		1978	00:23:34.1	00:35:42.6	00:47:11.0	01:04:59.3	+00:32:15.6
M 41-50		1000m 00:04:01.6	2000m 00:10:29.8	3000m 00:15:59.0	5000m 00:26:14.5	6000m 00:32:24.5	7500m 00:41:44.8	9500m 00:54:39.0	11000m 01:04:13.9
16.		Susila Radovan		1972	00:22:27.5	00:35:23.3	00:48:26.1	01:06:40.1	+00:33:56.4
M 41-50		1000m 00:03:40.5	2000m 00:09:18.2	3000m 00:14:36.5	5000m 00:25:12.3	6000m 00:31:31.3	7500m 00:41:43.9	9500m 00:55:50.5	11000m 01:05:50.6
17.		Cristian Dermis		1974	00:19:31.4	00:31:43.7	00:44:25.0	01:06:40.6	+00:33:56.9
M 41-50		1000m 00:03:18.3	2000m 00:07:49.2	3000m 00:12:26.7	5000m 00:22:02.7	6000m 00:28:17.9	7500m 00:37:43.9	9500m 00:51:43.0	11000m 01:05:41.7
18.		Aramburu Ernesto		1979	00:35:02.8	00:45:09.6	00:54:44.0	01:06:40.9	+00:33:57.2
M 41-50		1000m 00:20:27.1	2000m 00:24:45.1	3000m 00:29:04.1	5000m 00:37:21.5	6000m 00:42:19.3	7500m 00:49:51.2	9500m 00:59:17.2	11000m 01:06:04.8
19.		Mendizabal Garikoitz		1977	00:26:03.7	00:40:07.2	00:51:43.4	01:07:45.6	+00:35:01.9
M 41-50		1000m	2000m	3000m	5000m	6000m	7500m	9500m	11000m
20.		Gužík Roman		1975	00:23:29.7	00:36:10.1	00:50:04.4	01:11:18.2	+00:38:34.5
M 41-50		1000m 00:04:12.6	2000m 00:10:01.7	3000m 00:15:30.0	5000m 00:26:18.8	6000m 00:32:32.5	7500m 00:42:40.3	9500m 00:57:15.3	11000m 01:10:10.7
21.		Schmieding Pascal		1979	00:27:05.8	00:40:49.5	00:54:22.9	01:11:29.1	+00:38:45.4
M 41-50		1000m 00:06:42.8	2000m 00:13:03.8	3000m 00:18:51.5	5000m 00:30:08.5	6000m 00:36:58.5	7500m 00:47:30.0	9500m 01:01:19.9	11000m 01:10:42.8
22.		Grega Miloš		1973	00:27:14.1	00:41:22.8	00:55:29.2	01:12:51.7	+00:40:08.0
M 41-50		1000m 00:04:51.9	2000m 00:11:41.4	3000m 00:17:53.8	5000m 00:30:28.4	6000m 00:37:39.1	7500m 00:48:05.4	9500m 01:02:17.4	11000m 01:12:03.5
23.		-Boyko -Yuriy		1972	00:47:05.1	00:56:57.5	01:05:19.5	01:17:18.9	+00:44:35.2
M 41-50		1000m 00:33:00.2	2000m 00:37:12.6	3000m 00:41:17.9	5000m 00:49:06.9	6000m 00:53:31.0	7500m 01:00:29.9	9500m 01:09:43.0	11000m 01:16:38.6
24.		Halyava Dzmitryi		1977	00:37:39.2	00:49:28.5	01:01:04.3	01:17:37.7	+00:44:54.0
M 41-50		1000m 00:18:03.1	2000m 00:23:39.5	3000m 00:28:51.0	5000m 00:40:17.3	6000m 00:46:04.3	7500m 00:54:56.1	9500m 01:07:01.1	11000m 01:16:33.7

ROUVY

ELITE

Santini

NUTREND®

Rank cat	Jersey	Name	CoR	DoB	INT1	INT3	INT4	Finishtime	
25.		Tomaschko David GOOFY TEAM		1975	00:28:30.8	00:44:35.0	01:00:33.7	01:21:14.8	+00:48:31.1
M 41-50		1000m 00:04:37.1 2000m 00:11:54.4 3000m 00:18:34.3 5000m 00:32:10.4 6000m 00:40:05.2 7500m 00:52:11.1 9500m 01:08:14.2 11000m 01:20:21.3							
26.		Grassi Massimo		1977	00:33:42.8	00:48:25.5	01:04:24.4	01:42:25.2	+01:09:41.5
M 41-50		1000m 00:08:42.9 2000m 00:16:20.1 3000m 00:24:11.6 5000m 00:36:56.8 6000m 00:44:12.1 7500m 00:55:51.8 9500m 01:16:08.5 11000m 01:36:44.3							
27.		Nair Vivek		1978	00:48:38.2	01:05:15.3	01:21:57.5	01:43:08.7	+01:10:25.0
M 41-50		1000m 00:22:26.2 2000m 00:30:26.5 3000m 00:37:52.3 5000m 00:52:31.2 6000m 01:00:50.7 7500m 01:13:10.8 9500m 01:29:59.4 11000m 01:41:54.6							
		Nabach Will		1976				DNF	
M 41-50		1000m 00:04:42.6 2000m 00:11:06.7 3000m 00:17:16.4 5000m 6000m 7500m 9500m 11000m							
		Gantus Ricardo		1980				DNF	
M 41-50		1000m 2000m 3000m 5000m 6000m 7500m 9500m 11000m							
		campanale carlo avis verag prato		1976				DNF	
M 41-50		1000m 2000m 3000m 5000m 6000m 7500m 9500m 11000m							
		Rouault Damien		1973				DNF	
M 41-50		1000m 2000m 3000m 5000m 6000m 7500m 9500m 11000m							
		Andreatta Marco		1977	00:26:52.9			DNF	
M 41-50		1000m 00:03:39.1 2000m 00:09:02.2 3000m 00:19:29.7 5000m 00:29:21.0 6000m 7500m 9500m 11000m							
		gorenc igor kk		1974				DNF	
M 41-50		1000m 2000m 3000m 5000m 6000m 7500m 9500m 11000m							
		Moxon Andrew		1971	00:21:08.7	00:31:50.2	00:42:03.3	DNF	
M 41-50		1000m 00:03:55.6 2000m 00:09:23.0 3000m 00:14:28.3 5000m 00:23:27.4 6000m 00:28:40.9 7500m 00:36:44.2 9500m 00:47:01.6 11000m							

ROUVY

ELITE

Santini

NUTREND®





Rank cat	Jersey	Name	CoR	DoB	INT1	INT3	INT4	Finishtime	
1.		cromstedt lennart		1968	00:11:52.4	00:18:28.4	00:23:54.7	00:31:38.2	+00:00:00.0
M 51-60		1000m 00:02:14.5 2000m 00:05:11.1 3000m 00:07:51.4 5000m 00:13:22.9 6000m 00:16:35.4 7500m 00:21:16.3 9500m 00:26:59.8 11000m 00:31:09.2							
2.		GALBUSSERA Andrea		1970	00:12:06.6	00:18:31.1	00:24:28.7	00:32:42.3	+00:01:04.1
M 51-60		1000m 00:02:09.5 2000m 00:05:03.2 3000m 00:07:54.6 5000m 00:13:33.9 6000m 00:16:40.6 7500m 00:21:22.5 9500m 00:27:43.5 11000m 00:32:16.1							
3.		Cerati Andrea Pedale castellano		1966	00:12:52.9	00:19:31.6	00:25:26.3	00:32:51.5	+00:01:13.3
M 51-60		1000m 00:02:19.7 2000m 00:05:28.2 3000m 00:08:34.7 5000m 00:14:28.4 6000m 00:17:36.9 7500m 00:22:24.0 9500m 00:28:16.7 11000m 00:32:25.4							
4.		O. H. Sven RSV Stuttgart-Vaihingen		1967	00:12:23.9	00:19:15.0	00:24:52.3	00:32:59.4	+00:01:21.2
M 51-60		1000m 00:02:16.8 2000m 00:05:18.4 3000m 00:08:12.6 5000m 00:13:48.2 6000m 00:16:53.6 7500m 00:21:35.4 9500m 00:27:50.2 11000m 00:32:27.5							
5.		Michelon Maurizio		1967	00:11:59.1	00:18:28.1	00:24:48.1	00:33:44.8	+00:02:06.6
M 51-60		1000m 00:02:06.4 2000m 00:04:57.1 3000m 00:07:48.4 5000m 00:13:24.1 6000m 00:16:31.6 7500m 00:21:28.4 9500m 00:28:10.4 11000m 00:33:12.9							
6.		Delamboy Mario Triathlonclub Maastricht		1970	00:13:48.8	00:21:17.4	00:27:30.6	00:36:28.0	+00:04:49.8
M 51-60		1000m 00:02:43.9 2000m 00:06:10.8 3000m 00:09:22.3 5000m 00:15:23.0 6000m 00:18:43.5 7500m 00:23:51.9 9500m 00:30:46.8 11000m 00:35:55.3							
7.		Errico Vittorio Bike & Run Gorizia		1969	00:13:20.7	00:20:57.9	00:27:22.4	00:36:29.6	+00:04:51.4
M 51-60		1000m 00:02:24.6 2000m 00:05:36.1 3000m 00:08:46.9 5000m 00:14:57.8 6000m 00:18:21.3 7500m 00:23:39.6 9500m 00:30:43.8 11000m 00:35:58.3							
8.		Di Lernia Stefano SGM TRIATHLON		1969	00:13:51.5	00:21:02.3	00:27:47.7	00:36:49.1	+00:05:10.8
M 51-60		1000m 00:02:51.9 2000m 00:06:09.4 3000m 00:09:25.0 5000m 00:15:32.0 6000m 00:19:00.4 7500m 00:24:04.6 9500m 00:31:15.9 11000m 00:36:21.1							
9.		Santos Mário Individual		1962	00:13:43.2	00:20:39.2	00:27:39.8	00:36:57.2	+00:05:18.9
M 51-60		1000m 00:02:45.6 2000m 00:06:02.6 3000m 00:09:16.8 5000m 00:15:16.5 6000m 00:18:40.1 7500m 00:23:56.6 9500m 00:31:08.9 11000m 00:36:25.2							
10.		mcgrath john Blazing Saddles RT		1963	00:13:08.8	00:21:09.3	00:27:32.3	00:37:12.1	+00:05:33.9
M 51-60		1000m 00:02:13.5 2000m 00:05:27.3 3000m 00:08:36.8 5000m 00:14:51.4 6000m 00:18:24.2 7500m 00:23:56.0 9500m 00:31:20.0 11000m 00:36:38.7							
11.		Byrd Eamonn Dublin Wheelers		1963	00:14:07.2	00:21:26.6	00:28:24.1	00:37:15.6	+00:05:37.3
M 51-60		1000m 00:02:35.9 2000m 00:05:57.4 3000m 00:09:21.2 5000m 00:15:50.0 6000m 00:19:21.6 7500m 00:24:50.3 9500m 00:31:46.1 11000m 00:36:49.4							
12.		Daw Simon Datlynx - Parenthesis Cycling		1964	00:13:45.9	00:21:38.5	00:28:00.7	00:37:27.5	+00:05:49.3
M 51-60		1000m 00:02:36.7 2000m 00:05:58.3 3000m 00:09:13.8 5000m 00:15:29.6 6000m 00:18:55.4 7500m 00:24:23.9 9500m 00:31:27.7 11000m 00:36:57.5							
13.		Bono Marcello TEAM SCOTT SUMIN		1962	00:14:18.6	00:22:13.0	00:28:31.0	00:37:47.6	+00:06:09.4
M 51-60		1000m 00:02:37.8 2000m 00:06:17.5 3000m 00:09:37.0 5000m 00:15:59.3 6000m 00:19:35.0 7500m 00:24:58.5 9500m 00:32:05.1 11000m 00:37:15.0							
14.		Berger Stephan TriaTeam Wallsee		1970	00:14:05.4	00:21:30.3	00:28:20.8	00:37:54.3	+00:06:16.1
M 51-60		1000m 00:02:43.7 2000m 00:06:13.5 3000m 00:09:29.1 5000m 00:15:49.1 6000m 00:19:24.6 7500m 00:24:46.3 9500m 00:32:01.1 11000m 00:37:22.9							

ROUVY

ELITE

Santini

NUTREND®

Rank cat	Jersey	Name	CoR	DoB	INT1	INT3	INT4	Finishtime	
15.		Albrecht Axel BS_92		1966	00:14:09.2	00:21:40.6	00:28:38.7	00:38:12.2	+00:06:34.0
M 51-60		1000m 00:02:33.0 2000m 00:05:58.7 3000m 00:09:21.1 5000m 00:15:59.3 6000m 00:19:34.8 7500m 00:25:01.4 9500m 00:32:19.7 11000m 00:37:41.0							
16.		Gregory Kevin King Racing Group		1968	00:14:55.1	00:22:19.1	00:29:05.0	00:38:28.9	+00:06:50.7
M 51-60		1000m 00:03:00.2 2000m 00:06:36.7 3000m 00:10:00.4 5000m 00:16:34.5 6000m 00:20:12.2 7500m 00:25:37.5 9500m 00:32:46.8 11000m 00:38:01.1							
17.		Peinelt Roland ContediMonte		1963	00:14:27.7	00:21:59.0	00:29:09.5	00:38:29.3	+00:06:51.1
M 51-60		1000m 00:02:16.5 2000m 00:06:15.8 3000m 00:09:43.1 5000m 00:16:13.1 6000m 00:19:49.9 7500m 00:25:22.2 9500m 00:32:38.5 11000m 00:37:58.0							
18.		Christiansen Jens KHMD Kolding		1966	00:14:27.7	00:22:11.8	00:29:19.3	00:39:06.2	+00:07:27.9
M 51-60		1000m 00:02:38.8 2000m 00:06:16.6 3000m 00:09:43.4 5000m 00:16:14.4 6000m 00:20:00.1 7500m 00:25:37.6 9500m 00:33:05.7 11000m 00:38:35.5							
19.		Ottesen Eyvind eyvindo		1964	00:13:52.8	00:21:52.0	00:28:34.7	00:39:07.7	+00:07:29.5
M 51-60		1000m 00:02:39.7 2000m 00:06:00.4 3000m 00:09:13.8 5000m 00:15:33.9 6000m 00:19:09.8 7500m 00:24:47.4 9500m 00:32:35.8 11000m 00:38:33.2							
20.		Edmond Ian iedmond		1967	00:14:53.0	00:23:02.3	00:29:34.3	00:39:34.2	+00:07:55.9
M 51-60		1000m 00:02:46.0 2000m 00:06:24.6 3000m 00:09:54.2 5000m 00:16:35.3 6000m 00:20:18.1 7500m 00:25:54.5 9500m 00:33:22.9 11000m 00:38:59.5							
21.		Haas Christian Wadenbeisser		1964	00:14:03.6	00:22:34.9	00:29:27.3	00:39:45.0	+00:08:06.7
M 51-60		1000m 00:02:30.7 2000m 00:05:50.2 3000m 00:09:09.0 5000m 00:15:50.1 6000m 00:19:39.9 7500m 00:25:30.3 9500m 00:33:30.1 11000m 00:39:16.0							
22.		Männikkö Jari jarza66		1966	00:16:26.1	00:24:43.5	00:31:20.9	00:40:25.2	+00:08:47.0
M 51-60		1000m 00:03:06.7 2000m 00:07:14.0 3000m 00:11:17.8 5000m 00:18:11.1 6000m 00:22:01.6 7500m 00:27:28.2 9500m 00:34:44.4 11000m 00:39:54.6							
23.		Vorster Larry PPA		1968	00:14:58.9	00:22:53.2	00:30:37.8	00:40:38.5	+00:09:00.2
M 51-60		1000m 00:02:55.0 2000m 00:06:34.6 3000m 00:10:02.2 5000m 00:16:50.4 6000m 00:20:42.0 7500m 00:26:20.7 9500m 00:34:30.2 11000m 00:40:06.2							
24.		magrini stefano stfmgtr_65		1965	00:14:29.6	00:22:36.8	00:30:11.5	00:40:41.5	+00:09:03.2
M 51-60		1000m 00:02:28.7 2000m 00:05:59.4 3000m 00:09:28.1 5000m 00:16:21.4 6000m 00:20:18.1 7500m 00:26:13.9 9500m 00:34:13.2 11000m 00:40:08.2							
25.		Johansen Leif leifnordman		1964	00:15:10.2	00:23:00.2	00:30:24.6	00:40:43.6	+00:09:05.4
M 51-60		1000m 00:02:46.9 2000m 00:06:28.6 3000m 00:10:05.7 5000m 00:16:52.9 6000m 00:20:43.4 7500m 00:26:35.8 9500m 00:34:28.6 11000m 00:40:14.3							
26.		Kuhlmann Karsten FC St. Pauli - Radsport		1963	00:14:14.6	00:22:12.9	00:30:09.6	00:40:45.4	+00:09:07.2
M 51-60		1000m 00:02:26.9 2000m 00:05:47.6 3000m 00:09:11.0 5000m 00:16:01.1 6000m 00:19:48.9 7500m 00:26:02.0 9500m 00:34:24.2 11000m 00:40:12.1							
27.		Loneragan Tony tony40		1967	00:15:16.8	00:23:45.0	00:30:57.2	00:41:04.4	+00:09:26.2
M 51-60		1000m 00:03:13.1 2000m 00:06:46.0 3000m 00:10:14.3 5000m 00:17:01.4 6000m 00:20:50.3 7500m 00:26:50.1 9500m 00:34:45.6 11000m 00:40:31.1							
28.		Agostinacchio Aldo aldoago		1968	00:16:06.3	00:23:52.3	00:31:05.9	00:41:07.2	+00:09:29.0
M 51-60		1000m 00:03:22.0 2000m 00:07:07.9 3000m 00:10:46.8 5000m 00:17:55.2 6000m 00:21:41.8 7500m 00:27:23.1 9500m 00:34:58.8 11000m 00:40:34.5							

ROUVY

ELITE

Santini

NUTREND®














Rank cat	Jersey	Name	CoR	DoB	INT1	INT3	INT4	Finishtime	
29.		Vauth Robin TTD Triathlon Team Düsseldorf		1966	00:15:15.7	00:23:11.2	00:30:38.9	00:41:09.6	+00:09:31.4
M 51-60		1000m 2000m 3000m 5000m 6000m 7500m 9500m 11000m			00:03:01.9 00:06:41.7 00:10:11.8 00:17:01.6 00:20:53.5 00:26:44.1 00:34:41.8 00:40:38.4				
30.		Gunn David Liphook Racing		1963	00:14:46.7	00:22:45.0	00:30:17.5	00:41:10.2	+00:09:32.0
M 51-60		1000m 2000m 3000m 5000m 6000m 7500m 9500m 11000m			00:02:33.8 00:06:14.6 00:09:46.3 00:16:34.7 00:20:30.2 00:26:21.0 00:34:26.5 00:40:36.5				
31.		Coppellotti Chris		1967	00:16:14.4	00:24:14.9	00:31:32.2	00:41:13.2	+00:09:35.0
M 51-60		1000m 2000m 3000m 5000m 6000m 7500m 9500m 11000m			00:03:17.3 00:07:00.8 00:10:42.7 00:18:10.4 00:22:02.7 00:27:46.2 00:35:20.7 00:40:43.2				
32.		Cross Nate Type 1 - Changing Diabetes!		1963	00:14:46.4	00:22:44.0	00:30:23.5	00:41:14.6	+00:09:36.4
M 51-60		1000m 2000m 3000m 5000m 6000m 7500m 9500m 11000m			00:02:44.1 00:06:18.7 00:09:49.6 00:16:35.7 00:20:23.3 00:26:26.8 00:34:32.6 00:40:39.5				
33.		Braveman John Radsport Höhenkirchen-Siegerstbrunn		1969	00:15:41.0	00:23:45.7	00:31:07.9	00:41:16.0	+00:09:37.8
M 51-60		1000m 2000m 3000m 5000m 6000m 7500m 9500m 11000m			00:03:08.1 00:06:54.8 00:10:39.9 00:17:31.7 00:21:25.8 00:27:20.3 00:35:04.8 00:40:43.7				
34.		-Bickers -Rob Eastbourne Rovers		1965	00:15:13.8	00:23:23.3	00:31:09.4	00:41:20.4	+00:09:42.2
M 51-60		1000m 2000m 3000m 5000m 6000m 7500m 9500m 11000m			00:02:45.0 00:06:31.7 00:10:05.4 00:17:09.6 00:21:04.6 00:27:03.9 00:34:58.5 00:40:47.3				
35.		Ellison Andrew		1967	00:15:26.8	00:23:37.4	00:31:09.1	00:41:24.9	+00:09:46.7
M 51-60		1000m 2000m 3000m 5000m 6000m 7500m 9500m 11000m			00:02:58.8 00:06:47.0 00:10:24.6 00:17:22.6 00:21:17.9 00:27:19.2 00:35:07.6 00:40:52.7				
36.		Hecker Markus Post SV Uelzen		1965	00:15:41.1	00:23:57.6	00:31:35.9	00:41:43.5	+00:10:05.2
M 51-60		1000m 2000m 3000m 5000m 6000m 7500m 9500m 11000m			00:02:53.7 00:06:49.1 00:10:31.9 00:17:36.9 00:21:36.7 00:27:41.1 00:35:42.0 00:41:11.8				
37.		Tosberg Hanno RV Teutoburg		1963	00:15:52.3	00:24:30.5	00:31:13.0	00:41:45.1	+00:10:06.9
M 51-60		1000m 2000m 3000m 5000m 6000m 7500m 9500m 11000m			00:03:12.1 00:07:01.8 00:10:46.7 00:17:46.0 00:21:38.4 00:27:27.4 00:35:19.8 00:41:13.7				
38.		Dilsner Edward		1970	00:15:20.2	00:24:14.8	00:31:18.9	00:41:48.3	+00:10:10.1
M 51-60		1000m 2000m 3000m 5000m 6000m 7500m 9500m 11000m			00:02:27.9 00:06:21.8 00:10:03.6 00:17:10.7 00:21:10.7 00:27:24.0 00:35:26.7 00:41:20.4				
39.		Fremut Ludvík Cyklo Atom cycling team		1970	00:15:18.7	00:23:51.5	00:30:57.5	00:41:59.5	+00:10:21.3
M 51-60		1000m 2000m 3000m 5000m 6000m 7500m 9500m 11000m			00:02:58.1 00:06:40.5 00:10:09.4 00:17:04.7 00:20:56.0 00:26:59.9 00:35:19.5 00:41:28.7				
40.		Lappin Stephen		1969	00:15:40.8	00:24:31.9	00:31:31.8	00:41:59.6	+00:10:21.3
M 51-60		1000m 2000m 3000m 5000m 6000m 7500m 9500m 11000m			00:02:45.9 00:06:41.7 00:10:25.4 00:17:37.0 00:21:36.6 00:27:37.1 00:35:38.1 00:41:27.8				
41.		De Block Ludwig		1970	00:14:08.3	00:22:14.7	00:30:16.4	00:42:06.7	+00:10:28.5
M 51-60		1000m 2000m 3000m 5000m 6000m 7500m 9500m 11000m			00:02:19.8 00:05:47.5 00:09:13.0 00:15:57.9 00:19:53.6 00:26:04.6 00:34:52.5 00:41:32.6				
42.		Huth Thorsten		1969	00:15:11.7	00:23:34.6	00:31:22.0	00:42:24.3	+00:10:46.1
M 51-60		1000m 2000m 3000m 5000m 6000m 7500m 9500m 11000m			00:02:44.8 00:06:28.9 00:10:05.4 00:17:07.9 00:21:15.4 00:27:25.0 00:35:36.0 00:41:48.9				

ROUVY

ELITE

Santini

NUTREND®

Rank cat	Jersey	Name	CoR	DoB	INT1	INT3	INT4	Finishtime	
43.		Plümer Matthias		1968	00:15:21.8	00:23:27.1	00:31:40.9	00:42:27.4	+00:10:49.2
M 51-60					Username bosshoss68				
		1000m	2000m	3000m	5000m	6000m	7500m	9500m	11000m
		00:02:50.1	00:06:35.0	00:10:16.8	00:17:12.9	00:21:09.6	00:27:19.1	00:35:42.0	00:41:55.0
44.		FuntosBike Luca		1970	00:15:02.7	00:23:36.4	00:31:40.0	00:42:27.5	+00:10:49.2
M 51-60		FUNTOS BIKE			Username Luca-FuntosBike				
		1000m	2000m	3000m	5000m	6000m	7500m	9500m	11000m
		00:02:34.8	00:06:13.4	00:09:48.2	00:16:59.5	00:21:09.1	00:27:29.1	00:35:59.2	00:41:54.1
45.		frigerio mauro		1965	00:16:04.2	00:25:23.5	00:32:30.7	00:42:40.2	+00:11:02.0
M 51-60		ironlario			Username mauro_frigerio				
		1000m	2000m	3000m	5000m	6000m	7500m	9500m	11000m
		00:03:02.0	00:06:50.9	00:10:38.0	00:18:07.0	00:22:20.9	00:28:31.5	00:36:31.4	00:42:10.0
46.		Corner Jonathan		1964	00:16:02.4	00:24:24.0	00:32:06.4	00:42:41.0	+00:11:02.8
M 51-60		Team GM			Username jcorner				
		1000m	2000m	3000m	5000m	6000m	7500m	9500m	11000m
		00:02:58.1	00:06:58.0	00:10:49.9	00:17:57.3	00:22:02.1	00:28:09.3	00:36:13.4	00:42:08.2
47.		Burt Russell		1966	00:16:03.3	00:24:28.8	00:32:28.5	00:42:44.1	+00:11:05.8
M 51-60		PAA Cycling			Username RussellBurt				
		1000m	2000m	3000m	5000m	6000m	7500m	9500m	11000m
		00:03:04.1	00:06:59.1	00:10:48.8	00:18:02.4	00:22:04.8	00:28:15.8	00:36:20.3	00:42:13.3
48.		Kratzer Frank		1963	00:16:14.3	00:24:34.0	00:32:36.9	00:42:45.8	+00:11:07.6
M 51-60					Username kratzer				
		1000m	2000m	3000m	5000m	6000m	7500m	9500m	11000m
		00:02:52.0	00:07:00.1	00:10:52.9	00:18:08.2	00:22:12.9	00:28:16.7	00:36:31.7	00:42:15.0
49.		Swain George		1965	00:16:27.3	00:24:56.3	00:32:38.5	00:43:05.0	+00:11:26.7
M 51-60		Hudson Valley Randonneurs			Username GeorgeSwain				
		1000m	2000m	3000m	5000m	6000m	7500m	9500m	11000m
		00:02:57.2	00:07:11.8	00:11:10.1	00:18:26.4	00:22:30.1	00:28:44.0	00:36:41.3	00:42:31.5
50.		Flensburg Stig		1964	00:15:52.9	00:24:23.4	00:32:13.5	00:43:10.1	+00:11:31.9
M 51-60		LADA World			Username Stig_F				
		1000m	2000m	3000m	5000m	6000m	7500m	9500m	11000m
		00:02:44.7	00:06:42.9	00:10:31.0	00:17:49.0	00:21:57.7	00:28:13.1	00:36:30.2	00:42:39.9
51.		Péter Vági		1968	00:15:40.2	00:23:51.6	00:31:57.1	00:43:15.5	+00:11:37.3
M 51-60					Username vagip				
		1000m	2000m	3000m	5000m	6000m	7500m	9500m	11000m
		00:02:55.8	00:06:43.7	00:10:23.4	00:17:28.7	00:21:25.8	00:27:42.6	00:36:31.3	00:42:41.3
52.		Catteau Frederic		1968	00:16:25.5	00:24:50.1	00:33:01.4	00:43:22.3	+00:11:44.1
M 51-60					Username Fred87				
		1000m	2000m	3000m	5000m	6000m	7500m	9500m	11000m
		00:03:05.3	00:07:08.0	00:10:49.1	00:18:20.1	00:22:30.0	00:28:42.0	00:36:52.3	00:42:52.2
53.		Barrios Juan		1970	00:16:03.6	00:24:48.9	00:33:05.0	00:43:40.0	+00:12:01.8
M 51-60		On-Miles			Username juanbarrios22				
		1000m	2000m	3000m	5000m	6000m	7500m	9500m	11000m
		00:03:00.9	00:06:49.8	00:10:29.7	00:18:02.2	00:22:19.0	00:28:44.1	00:36:57.9	00:43:03.7
54.		Kleber Oliver		1967	00:15:55.3	00:24:15.4	00:32:26.2	00:43:45.5	+00:12:07.3
M 51-60					Username okleber				
		1000m	2000m	3000m	5000m	6000m	7500m	9500m	11000m
		00:02:54.7	00:06:49.7	00:10:34.7	00:17:47.0	00:21:53.6	00:28:13.3	00:36:43.5	00:43:09.3
55.		Heil Matthias		1965	00:15:29.5	00:24:49.2	00:32:25.3	00:43:59.5	+00:12:21.3
M 51-60		Gatley (B Team)			Username MatthiasHeil				
		1000m	2000m	3000m	5000m	6000m	7500m	9500m	11000m
		00:02:28.8	00:06:17.7	00:10:03.4	00:17:22.6	00:21:37.5	00:28:09.4	00:36:46.4	00:43:23.4
56.		Dusa Gabor		1967	00:14:41.6	00:23:33.4	00:32:00.3	00:44:06.4	+00:12:28.2
M 51-60					Username gabordusa				
		1000m	2000m	3000m	5000m	6000m	7500m	9500m	11000m
		00:02:21.7	00:05:54.3	00:09:28.0	00:16:42.4	00:20:59.6	00:27:39.3	00:36:39.7	00:43:25.8

ROUVY

ELITE

Santini

NUTREND®

Rank cat	Jersey	Name	CoR	DoB	INT1	INT3	INT4	Finishtime	
57.		Ennebeck Thierry Taillefer Trail Team		1967	00:16:43.3	00:25:16.3	00:33:31.7	00:44:06.8	+00:12:28.5
M 51-60		1000m 00:03:08.0 2000m 00:07:08.9 3000m 00:11:03.0 5000m 00:18:39.4 6000m 00:22:51.1 7500m 00:29:10.1 9500m 00:37:30.9 11000m 00:43:33.5							
58.		wartel jerome		1965	00:16:17.2	00:24:55.1	00:33:03.5	00:44:18.5	+00:12:40.3
M 51-60		1000m 00:03:04.1 2000m 00:07:02.2 3000m 00:10:53.8 5000m 00:18:18.0 6000m 00:22:29.3 7500m 00:28:59.0 9500m 00:37:26.0 11000m 00:43:45.8							
59.		Sušnik Dušan KD Rog		1966	00:16:45.6	00:25:21.1	00:33:19.0	00:44:25.5	+00:12:47.3
M 51-60		1000m 00:03:01.0 2000m 00:07:11.2 3000m 00:11:10.8 5000m 00:18:47.5 6000m 00:22:56.3 7500m 00:29:15.2 9500m 00:37:33.8 11000m 00:43:48.1							
60.		Defrene Rudy KBC Group		1962	00:16:34.6	00:25:48.9	00:33:12.9	00:44:26.2	+00:12:48.0
M 51-60		1000m 00:02:55.8 2000m 00:07:14.1 3000m 00:11:09.1 5000m 00:18:36.2 6000m 00:22:43.0 7500m 00:29:02.8 9500m 00:37:30.7 11000m 00:43:51.0							
61.		Rapp Philippe		1964	00:16:57.6	00:25:43.4	00:33:49.1	00:44:34.4	+00:12:56.2
M 51-60		1000m 00:03:16.2 2000m 00:07:26.2 3000m 00:11:21.0 5000m 00:19:01.7 6000m 00:23:17.4 7500m 00:29:42.2 9500m 00:38:04.3 11000m 00:44:02.2							
62.		Pilimon Krzysztof Suchy Las		1970	00:16:30.5	00:25:10.3	00:33:32.6	00:44:35.3	+00:12:57.1
M 51-60		1000m 00:03:12.1 2000m 00:07:17.8 3000m 00:11:06.8 5000m 00:18:32.3 6000m 00:22:45.1 7500m 00:29:06.8 9500m 00:37:39.9 11000m 00:44:01.9							
63.		Pietrzak Tomasz		1967	00:16:07.1	00:24:39.8	00:33:25.8	00:44:36.5	+00:12:58.2
M 51-60		1000m 00:02:49.8 2000m 00:06:45.6 3000m 00:10:43.7 5000m 00:17:58.8 6000m 00:22:03.6 7500m 00:28:38.6 9500m 00:37:40.0 11000m 00:44:01.8							
64.		Ahlgren Scott 4PTC		1969	00:16:59.9	00:26:34.1	00:34:18.1	00:44:46.4	+00:13:08.2
M 51-60		1000m 00:03:07.1 2000m 00:07:28.1 3000m 00:11:25.1 5000m 00:19:01.4 6000m 00:23:19.3 7500m 00:29:54.3 9500m 00:38:18.4 11000m 00:44:10.4							
65.		Rytiński Tomasz PGD Grupa		1970	00:17:36.8	00:26:32.0	00:34:10.3	00:44:58.4	+00:13:20.2
M 51-60		1000m 00:03:01.2 2000m 00:07:07.7 3000m 00:10:57.9 5000m 00:18:36.5 6000m 00:22:57.1 7500m 00:29:34.9 9500m 00:38:20.2 11000m 00:44:32.5							
66.		Harding Tom		1966	00:16:33.7	00:26:11.1	00:33:56.2	00:45:08.3	+00:13:30.1
M 51-60		1000m 00:03:01.2 2000m 00:07:07.7 3000m 00:10:57.9 5000m 00:18:36.5 6000m 00:22:57.1 7500m 00:29:34.9 9500m 00:38:20.2 11000m 00:44:32.5							
67.		Schulz Holger		1969	00:16:25.5	00:25:16.5	00:33:45.2	00:45:09.4	+00:13:31.2
M 51-60		1000m 00:02:55.0 2000m 00:06:54.0 3000m 00:10:54.0 5000m 00:18:28.3 6000m 00:22:46.0 7500m 00:29:11.1 9500m 00:38:02.9 11000m 00:44:35.4							
68.		Stax Tobias		1970	00:16:01.5	00:24:54.2	00:33:27.2	00:45:29.0	+00:13:50.8
M 51-60		1000m 00:02:42.0 2000m 00:06:34.7 3000m 00:10:20.8 5000m 00:18:01.4 6000m 00:22:22.5 7500m 00:29:01.4 9500m 00:38:13.5 11000m 00:44:48.6							
69.		Drab Pawel Rycerze Rolanda Maciejewski Team		1966	00:17:39.5	00:26:02.2	00:35:07.1	00:45:29.3	+00:13:51.1
M 51-60		1000m 00:02:55.8 2000m 00:06:56.5 3000m 00:10:48.4 5000m 00:19:32.1 6000m 00:23:38.2 7500m 00:30:32.1 9500m 00:39:06.2 11000m 00:45:00.3							
70.		Sepe Rocco Worthing Excelsior		1962	00:16:06.5	00:25:08.4	00:34:05.1	00:45:36.0	+00:13:57.7
M 51-60		1000m 00:02:53.9 2000m 00:06:52.1 3000m 00:10:38.8 5000m 00:18:10.0 6000m 00:22:34.1 7500m 00:29:21.2 9500m 00:38:30.6 11000m 00:45:02.7							

ROUVY

ELITE

Santini

NUTREND®

Rank cat	Jersey	Name	CoR	DoB	INT1	INT3	INT4	Finishtime	
71.		Catignani Gianluca BIKE DIVISION		1966	00:16:57.6	00:26:23.5	00:34:37.7	00:45:42.0	+00:14:03.8
M 51-60		1000m 00:04:24.4 2000m 00:08:18.4 3000m 00:11:58.5 5000m 00:18:42.5 6000m 00:23:53.7 7500m 00:30:24.6 9500m 00:39:04.5 11000m 00:45:09.4							
72.		Correia Paul Liphook		1969	00:16:18.3	00:25:14.3	00:33:50.1	00:45:50.4	+00:14:12.1
M 51-60		1000m 00:02:41.7 2000m 00:06:44.0 3000m 00:10:41.6 5000m 00:18:18.1 6000m 00:22:40.3 7500m 00:29:21.4 9500m 00:38:34.4 11000m 00:45:13.0							
73.		porter simon		1963	00:16:59.9	00:25:56.6	00:34:15.3	00:45:52.5	+00:14:14.3
M 51-60		1000m 00:03:07.8 2000m 00:07:22.1 3000m 00:11:20.9 5000m 00:19:02.6 6000m 00:23:21.2 7500m 00:29:58.2 9500m 00:38:42.6 11000m 00:45:15.5							
74.		jw lyndon Lancashire road club		1965	00:17:46.7	00:26:54.6	00:35:16.5	00:46:13.2	+00:14:35.0
M 51-60		1000m 00:03:23.0 2000m 00:07:41.1 3000m 00:11:46.0 5000m 00:19:52.7 6000m 00:24:21.7 7500m 00:31:06.6 9500m 00:39:39.0 11000m 00:45:40.0							
75.		Lacy Colin		1969	00:17:00.0	00:26:07.6	00:34:32.3	00:46:16.8	+00:14:38.6
M 51-60		1000m 00:02:56.2 2000m 00:07:10.9 3000m 00:11:12.3 5000m 00:19:04.4 6000m 00:23:33.5 7500m 00:30:16.5 9500m 00:39:06.7 11000m 00:45:41.9							
76.		Garipoli Marco		1965	00:17:33.3	00:27:08.0	00:34:53.5	00:46:33.4	+00:14:55.2
M 51-60		1000m 00:03:38.1 2000m 00:07:51.4 3000m 00:11:59.5 5000m 00:19:28.5 6000m 00:23:49.7 7500m 00:30:30.5 9500m 00:39:27.9 11000m 00:45:58.2							
77.		Langiewicz Marek RouvyPL		1964	00:19:40.9	00:28:01.2	00:36:17.6	00:46:39.8	+00:15:01.6
M 51-60		1000m 00:06:45.9 2000m 00:10:47.7 3000m 00:14:32.4 5000m 00:21:35.5 6000m 00:25:39.6 7500m 00:31:55.2 9500m 00:40:16.1 11000m 00:46:07.4							
78.		Noto Tony Rouvyauti		1964	00:17:43.8	00:26:40.9	00:35:08.6	00:46:45.4	+00:15:07.2
M 51-60		1000m 00:03:26.3 2000m 00:07:43.4 3000m 00:11:50.3 5000m 00:19:47.0 6000m 00:24:09.0 7500m 00:30:52.0 9500m 00:39:40.8 11000m 00:46:12.5							
79.		Drápalík Jan		1968	00:17:29.1	00:26:48.9	00:35:31.6	00:46:50.3	+00:15:12.1
M 51-60		1000m 00:03:28.3 2000m 00:07:43.2 3000m 00:11:49.3 5000m 00:19:40.9 6000m 00:24:10.5 7500m 00:30:58.0 9500m 00:39:42.6 11000m 00:46:15.0							
80.		thunderbird Martin		1963	00:16:44.7	00:26:29.8	00:34:28.3	00:46:57.1	+00:15:18.9
M 51-60		1000m 00:02:57.2 2000m 00:07:00.0 3000m 00:11:00.1 5000m 00:18:48.6 6000m 00:23:11.4 7500m 00:30:00.2 9500m 00:39:18.7 11000m 00:46:15.4							
81.		de Kerf Dominic		1969	00:17:05.9	00:26:59.7	00:35:04.8	00:47:06.7	+00:15:28.5
M 51-60		1000m 00:03:06.2 2000m 00:07:21.4 3000m 00:11:27.2 5000m 00:19:11.4 6000m 00:23:37.3 7500m 00:30:22.6 9500m 00:39:31.9 11000m 00:46:26.6							
82.		Matela Szczepan Kórnické Bractwo Rowerowe		1965	00:18:02.4	00:26:54.1	00:35:25.0	00:47:22.2	+00:15:44.0
M 51-60		1000m 00:03:45.2 2000m 00:08:08.4 3000m 00:12:11.2 5000m 00:20:02.7 6000m 00:24:25.9 7500m 00:30:59.7 9500m 00:40:06.4 11000m 00:46:47.4							
83.		pelosi costantino Bortolami		1965	00:18:57.4	00:28:58.8	00:36:48.5	00:47:24.7	+00:15:46.5
M 51-60		1000m 00:03:51.4 2000m 00:08:14.7 3000m 00:12:37.8 5000m 00:21:09.4 6000m 00:25:45.7 7500m 00:32:08.6 9500m 00:41:00.9 11000m 00:46:52.6							
84.		Piubellini Marco Rideup.ch/MCYcling		1968	00:17:30.6	00:26:46.9	00:35:50.8	00:47:28.8	+00:15:50.6
M 51-60		1000m 00:03:16.3 2000m 00:07:45.1 3000m 00:11:41.2 5000m 00:19:37.6 6000m 00:24:13.0 7500m 00:31:07.7 9500m 00:40:23.2 11000m 00:46:56.4							

ROUVY

ELITE

Santini

NUTREND®

Rank cat	Jersey	Name	CoR	DoB	INT1	INT3	INT4	Finishtime	
85.		Oosthuizen Anton None		1964	00:17:55.2	00:26:58.0	00:35:45.8	00:47:30.5	+00:15:52.3
M 51-60		1000m 00:03:37.3 2000m 00:08:02.5 3000m 00:12:11.5 5000m 00:20:01.7 6000m 00:24:26.9 7500m 00:31:08.7 9500m 00:40:06.0 11000m 00:46:53.5							
86.		Pieklo Marek		1970	00:18:24.3	00:27:52.1	00:36:42.3	00:47:34.1	+00:15:55.9
M 51-60		1000m 00:02:59.8 2000m 00:07:34.0 3000m 00:12:13.4 5000m 00:20:28.4 6000m 00:25:10.1 7500m 00:32:27.6 9500m 00:40:56.7 11000m 00:47:00.8							
87.		Schmidt Christian		1961	00:16:52.8	00:26:14.6	00:35:13.8	00:47:47.2	+00:16:08.9
M 51-60		1000m 00:02:59.1 2000m 00:07:09.2 3000m 00:11:09.8 5000m 00:19:01.4 6000m 00:23:35.6 7500m 00:30:37.7 9500m 00:40:03.2 11000m 00:47:07.8							
88.		Morgan Michael		1970	00:17:23.0	00:26:49.9	00:35:53.8	00:47:48.9	+00:16:10.7
M 51-60		1000m 00:02:58.1 2000m 00:07:11.9 3000m 00:11:26.2 5000m 00:19:34.6 6000m 00:24:06.6 7500m 00:31:07.1 9500m 00:40:26.1 11000m 00:47:10.9							
89.		Zvánovec Tomáš		1970	00:17:33.8	00:27:36.5	00:35:52.2	00:47:54.2	+00:16:16.0
M 51-60		1000m 00:03:22.3 2000m 00:07:34.9 3000m 00:11:43.1 5000m 00:19:43.9 6000m 00:24:14.0 7500m 00:31:06.7 9500m 00:40:43.6 11000m 00:47:19.6							
90.		Herbelet Jérôme ROUVY France Facebook Group Race:		1961	00:17:09.7	00:26:36.0	00:35:58.8	00:48:00.0	+00:16:21.8
M 51-60		1000m 00:02:57.0 2000m 00:07:07.9 3000m 00:11:17.8 5000m 00:19:20.9 6000m 00:23:55.7 7500m 00:31:00.8 9500m 00:40:35.4 11000m 00:47:24.8							
91.		S Michael		1962	00:17:21.1	00:26:42.8	00:35:55.0	00:48:06.5	+00:16:28.3
M 51-60		1000m 00:03:18.3 2000m 00:07:39.3 3000m 00:11:36.3 5000m 00:19:27.6 6000m 00:24:06.7 7500m 00:31:04.0 9500m 00:40:28.1 11000m 00:47:35.8							
92.		Hansen Soren Tang		1962	00:17:30.7	00:27:51.8	00:35:47.2	00:48:10.1	+00:16:31.8
M 51-60		1000m 00:03:16.3 2000m 00:07:26.2 3000m 00:11:47.2 5000m 00:19:43.8 6000m 00:24:17.9 7500m 00:31:23.9 9500m 00:40:36.2 11000m 00:47:35.9							
93.		Turnbull Mark		1965	00:17:27.9	00:27:25.9	00:36:51.4	00:48:19.8	+00:16:41.6
M 51-60		1000m 00:03:03.9 2000m 00:07:23.2 3000m 00:11:33.8 5000m 00:19:35.8 6000m 00:24:06.4 7500m 00:32:53.6 9500m 00:41:19.7 11000m 00:47:44.1							
94.		Moore John		1963	00:16:46.8	00:26:21.6	00:35:51.3	00:48:31.4	+00:16:53.1
M 51-60		1000m 00:02:37.8 2000m 00:06:40.9 3000m 00:10:54.1 5000m 00:18:52.4 6000m 00:23:34.5 7500m 00:30:50.1 9500m 00:40:39.5 11000m 00:47:52.2							
95.		Hietanen Mika		1970	00:17:29.8	00:26:56.7	00:36:24.8	00:48:50.6	+00:17:12.4
M 51-60		1000m 00:03:10.0 2000m 00:07:27.0 3000m 00:11:35.4 5000m 00:19:39.6 6000m 00:24:14.7 7500m 00:31:19.9 9500m 00:41:03.4 11000m 00:48:12.3							
96.		V. J. P.		1965	00:18:40.5	00:28:08.4	00:37:05.5	00:48:59.5	+00:17:21.2
M 51-60		1000m 00:03:48.6 2000m 00:08:21.4 3000m 00:12:36.8 5000m 00:20:50.3 6000m 00:25:31.5 7500m 00:32:36.6 9500m 00:41:41.6 11000m 00:48:21.4							
97.		Benndorf Gerd Donadea Wheelers		1967	00:18:30.4	00:28:03.2	00:36:59.5	00:49:03.4	+00:17:25.2
M 51-60		1000m 00:03:42.1 2000m 00:08:12.4 3000m 00:12:20.3 5000m 00:20:48.1 6000m 00:25:29.3 7500m 00:32:26.6 9500m 00:41:44.1 11000m 00:48:27.3							
98.		volker70 Volker		1970	00:17:17.9	00:27:31.0	00:36:14.3	00:49:05.2	+00:17:27.0
M 51-60		1000m 00:03:10.3 2000m 00:07:28.0 3000m 00:11:33.3 5000m 00:19:26.9 6000m 00:24:03.7 7500m 00:31:12.2 9500m 00:41:08.4 11000m 00:48:29.3							

ROUVY

ELITE

Santini

NUTREND®

Rank cat	Jersey	Name	CoR	DoB	INT1	INT3	INT4	Finishtime	
99.		Eder Torsten		1969	00:17:26.9	00:26:58.1	00:36:27.3	00:49:10.1	+00:17:31.9
M 51-60		1000m 00:03:08.2 2000m 00:07:22.9 3000m 00:11:31.2 5000m 00:19:36.7 6000m 00:24:14.6 7500m 00:31:28.7 9500m 00:41:08.4 11000m 00:48:29.3							
00.		de Paus Ferry		1969	00:16:16.2	00:25:55.5	00:35:30.7	00:49:10.8	+00:17:32.6
M 51-60		1000m 00:02:56.0 2000m 00:06:48.1 3000m 00:10:42.6 5000m 00:18:22.2 6000m 00:23:05.3 7500m 00:30:34.9 9500m 00:40:51.4 11000m 00:48:31.4							
01.		Dingjan Edwin Dutch Gravel riders		1968	00:18:26.3	00:28:02.5	00:36:57.3	00:49:17.5	+00:17:39.3
M 51-60		1000m 00:03:22.2 2000m 00:08:01.3 3000m 00:12:24.4 5000m 00:20:38.1 6000m 00:25:19.4 7500m 00:32:28.7 9500m 00:41:49.0 11000m 00:48:37.6							
02.		Marcello Gerbelli		1970	00:18:20.4	00:27:49.3	00:36:59.4	00:49:22.3	+00:17:44.0
M 51-60		1000m 00:03:21.0 2000m 00:07:48.3 3000m 00:12:12.3 5000m 00:20:33.4 6000m 00:25:16.4 7500m 00:32:24.6 9500m 00:41:50.8 11000m 00:48:42.5							
03.		Jones Kelvyn Liphook Racing		1962	00:17:41.4	00:28:12.0	00:36:46.3	00:49:33.4	+00:17:55.2
M 51-60		1000m 00:02:57.2 2000m 00:07:19.0 3000m 00:11:35.3 5000m 00:19:49.0 6000m 00:24:33.0 7500m 00:31:58.0 9500m 00:41:51.0 11000m 00:48:53.4							
04.		Atramento Massimiliano Genoa Bike		1968	00:17:22.9	00:27:03.1	00:35:57.2	00:49:34.6	+00:17:56.4
M 51-60		1000m 00:03:10.5 2000m 00:07:25.2 3000m 00:11:35.2 5000m 00:19:33.8 6000m 00:24:18.7 7500m 00:31:28.1 9500m 00:41:04.5 11000m 00:48:53.4							
05.		Bergelius Lars		1963	00:18:12.4	00:28:09.7	00:37:25.9	00:49:40.2	+00:18:02.0
M 51-60		1000m 00:03:10.9 2000m 00:07:51.1 3000m 00:12:10.5 5000m 00:20:27.3 6000m 00:25:21.5 7500m 00:32:47.5 9500m 00:42:24.9 11000m 00:49:07.5							
06.		Battestini Marcello Avis sassoferato		1968	00:17:39.1	00:26:55.8	00:36:11.9	00:49:40.4	+00:18:02.1
M 51-60		1000m 00:03:40.1 2000m 00:07:46.4 3000m 00:11:46.0 5000m 00:19:45.6 6000m 00:24:12.9 7500m 00:31:14.6 9500m 00:41:54.0 11000m 00:49:06.4							
07.		Koger Mathias WINVESTMENT		1963	00:17:56.7	00:28:26.8	00:36:54.7	00:49:40.5	+00:18:02.2
M 51-60		1000m 00:03:14.0 2000m 00:07:36.3 3000m 00:11:51.2 5000m 00:20:11.4 6000m 00:24:54.7 7500m 00:32:08.9 9500m 00:41:55.0 11000m 00:49:03.6							
08.		Tiepolo Massimo Argonauts		1970	00:18:36.3	00:28:31.8	00:37:46.8	00:50:28.9	+00:18:50.7
M 51-60		1000m 00:03:32.3 2000m 00:08:02.6 3000m 00:12:20.6 5000m 00:20:53.3 6000m 00:25:42.7 7500m 00:33:05.8 9500m 00:42:48.3 11000m 00:49:53.0							
09.		JONES Mark DCC		1963	00:19:22.8	00:29:58.9	00:38:34.6	00:50:29.0	+00:18:50.8
M 51-60		1000m 00:03:32.5 2000m 00:08:11.3 3000m 00:13:06.6 5000m 00:21:34.8 6000m 00:26:26.6 7500m 00:33:40.8 9500m 00:42:58.3 11000m 00:49:47.1							
10.		Richards Pete		1965	00:19:05.4	00:29:12.8	00:38:28.1	00:50:41.5	+00:19:03.3
M 51-60		1000m 00:03:31.3 2000m 00:08:14.7 3000m 00:12:42.9 5000m 00:21:25.7 6000m 00:26:15.7 7500m 00:33:48.2 9500m 00:43:15.5 11000m 00:50:10.1							
11.		Bouwman Han		1961	00:19:05.8	00:28:54.9	00:38:37.5	00:51:22.1	+00:19:43.9
M 51-60		1000m 00:03:24.4 2000m 00:08:13.6 3000m 00:12:40.9 5000m 00:21:17.6 6000m 00:26:12.6 7500m 00:33:28.1 9500m 00:43:22.5 11000m 00:50:40.2							
12.		Barbugli Fabio A.S.D.Bicisporteam Firenze		1965	00:23:13.6	00:32:35.9	00:39:56.2	00:51:23.8	+00:19:45.6
M 51-60		1000m 00:03:12.0 2000m 00:09:22.0 3000m 00:15:36.2 5000m 00:25:20.5 6000m 00:29:27.4 7500m 00:35:49.2 9500m 00:44:24.6 11000m 00:50:44.5							

ROUVY

ELITE

Santini

NUTREND®

Rank cat	Jersey	Name	CoR	DoB	INT1	INT3	INT4	Finishtime	
13.		Gozzo Emanuele		1961	00:19:02.5	00:29:07.9	00:38:47.5	00:51:35.1	+00:19:56.9
M 51-60		1000m 00:03:23.4 2000m 00:08:11.6 3000m 00:12:37.5 5000m 00:21:16.6 6000m 00:26:21.6 7500m 00:33:37.1 9500m 00:43:49.7 11000m 00:51:00.4							
14.		-Trotta -Leonardo		1969	00:18:03.0	00:27:58.3	00:37:55.2	00:51:45.8	+00:20:07.6
M 51-60		1000m 00:03:02.2 2000m 00:07:41.4 3000m 00:11:55.4 5000m 00:20:19.0 6000m 00:25:09.3 7500m 00:32:50.8 9500m 00:43:26.7 11000m 00:51:05.5							
15.		Zujenkov Ferenc		1966	00:19:28.4	00:29:24.0	00:39:03.5	00:51:51.0	+00:20:12.8
M 51-60		1000m 00:03:42.0 2000m 00:08:34.8 3000m 00:13:07.0 5000m 00:21:44.5 6000m 00:26:36.9 7500m 00:33:56.0 9500m 00:43:51.0 11000m 00:51:09.9							
16.		Garrett Clive Tzaneen Cycling Club		1962	00:19:02.4	00:29:37.5	00:39:05.4	00:52:01.4	+00:20:23.2
M 51-60		1000m 00:03:43.0 2000m 00:08:16.2 3000m 00:12:28.3 5000m 00:21:30.2 6000m 00:26:43.4 7500m 00:34:21.1 9500m 00:44:08.7 11000m 00:51:25.6							
17.		P. Michael FC St. Pauli - Radsport		1965	00:18:58.2	00:29:07.0	00:38:49.6	00:52:06.0	+00:20:27.8
M 51-60		1000m 00:03:08.1 2000m 00:07:51.6 3000m 00:12:25.4 5000m 00:21:15.6 6000m 00:26:14.7 7500m 00:33:56.1 9500m 00:44:01.4 11000m 00:51:25.2							
18.		Ward Todd		1963	00:18:57.4	00:29:13.6	00:39:07.6	00:52:12.6	+00:20:34.4
M 51-60		1000m 00:03:10.9 2000m 00:07:46.3 3000m 00:12:20.6 5000m 00:21:22.4 6000m 00:26:23.7 7500m 00:34:04.2 9500m 00:44:22.2 11000m 00:51:33.7							
19.		Casentini Giancarlo Cycleness		1961	00:20:48.2	00:30:58.8	00:40:05.1	00:52:21.5	+00:20:43.3
M 51-60		1000m 00:03:39.2 2000m 00:08:19.3 3000m 00:12:49.6 5000m 00:23:01.1 6000m 00:27:38.2 7500m 00:35:16.5 9500m 00:44:35.2 11000m 00:51:40.1							
20.		Bonde Eric Lakeside Velo		1964	00:18:53.7	00:29:23.2	00:39:06.4	00:52:25.4	+00:20:47.2
M 51-60		1000m 00:03:24.2 2000m 00:08:09.5 3000m 00:12:38.5 5000m 00:21:17.5 6000m 00:26:27.8 7500m 00:34:07.1 9500m 00:44:26.0 11000m 00:51:54.0							
21.		wuest Michael RTV Lohmar		1962	00:19:38.9	00:30:30.9	00:39:54.5	00:52:28.1	+00:20:49.8
M 51-60		1000m 00:03:37.4 2000m 00:08:37.9 3000m 00:13:15.7 5000m 00:21:53.9 6000m 00:26:44.2 7500m 00:34:32.2 9500m 00:44:40.6 11000m 00:51:54.1							
22.		Hagensen Ole cykelnerven 2021		1962	00:18:32.3	00:28:32.7	00:39:04.4	00:52:30.4	+00:20:52.2
M 51-60		1000m 00:03:37.2 2000m 00:08:06.7 3000m 00:12:25.6 5000m 00:20:49.0 6000m 00:25:45.4 7500m 00:33:49.7 9500m 00:44:25.9 11000m 00:51:45.8							
23.		Gaudé Ludovic		1970	00:20:03.9	00:30:17.2	00:40:09.3	00:52:35.9	+00:20:57.7
M 51-60		1000m 00:03:45.5 2000m 00:08:37.4 3000m 00:13:15.0 5000m 00:22:24.1 6000m 00:27:29.4 7500m 00:34:57.7 9500m 00:45:05.7 11000m 00:51:55.0							
24.		Zigo Martin		1970	00:18:34.4	00:29:45.0	00:38:56.3	00:52:44.8	+00:21:06.6
M 51-60		1000m 00:03:07.2 2000m 00:07:42.2 3000m 00:12:11.7 5000m 00:20:52.1 6000m 00:25:56.6 7500m 00:33:45.0 9500m 00:44:19.0 11000m 00:52:02.9							
25.		Bagot Philippe Cholet		1967	00:18:41.6	00:29:11.9	00:39:15.6	00:52:49.5	+00:21:11.3
M 51-60		1000m 00:03:03.9 2000m 00:07:33.0 3000m 00:12:07.5 5000m 00:21:02.3 6000m 00:26:17.6 7500m 00:34:08.1 9500m 00:44:44.2 11000m 00:52:11.1							
26.		Strakos Vilem SK Fuga		1969	00:19:23.5	00:29:34.8	00:39:49.4	00:52:49.7	+00:21:11.5
M 51-60		1000m 00:03:42.5 2000m 00:08:31.3 3000m 00:13:00.8 5000m 00:21:42.7 6000m 00:26:43.9 7500m 00:34:25.1 9500m 00:44:45.5 11000m 00:52:12.2							

ROUVY

ELITE

Santini

NUTREND®

Rank cat	Jersey	Name	CoR	DoB	INT1	INT3	INT4	Finishtime	
27.		Macquart Christophe		1966	00:20:20.2	00:30:15.2	00:40:30.9	00:52:49.9	+00:21:11.6
M 51-60		1000m 00:03:36.0 2000m 00:08:56.7 3000m 00:13:28.9 5000m 00:22:36.1 6000m 00:27:23.1 7500m 00:35:02.3 9500m 00:45:20.6 11000m 00:52:12.2							
28.		Lubberts Grieco		1963	00:18:56.4	00:29:01.1	00:38:54.4	00:52:59.8	+00:21:21.6
M 51-60		1000m 00:03:17.4 2000m 00:08:03.2 3000m 00:12:37.8 5000m 00:21:09.7 6000m 00:26:06.8 7500m 00:33:51.0 9500m 00:44:17.3 11000m 00:52:14.0							
29.		Wegner Gunnar		1967	00:18:53.5	00:29:15.2	00:39:28.8	00:53:28.5	+00:21:50.3
M 51-60		1000m 00:03:19.3 2000m 00:07:56.3 3000m 00:12:26.4 5000m 00:21:17.6 6000m 00:26:13.6 7500m 00:34:08.4 9500m 00:45:13.6 11000m 00:52:56.6							
30.		Pedersen Niels Jacob		1970	00:18:32.3	00:29:05.8	00:39:31.9	00:53:30.9	+00:21:52.7
M 51-60		1000m 00:02:56.2 2000m 00:07:41.1 3000m 00:12:07.6 5000m 00:20:48.5 6000m 00:26:03.9 7500m 00:33:59.3 9500m 00:45:00.8 11000m 00:52:54.2							
31.		kietzmann alfred		1961	00:18:19.0	00:28:45.9	00:39:22.1	00:53:45.8	+00:22:07.6
M 51-60		1000m 00:03:03.9 2000m 00:07:30.4 3000m 00:11:58.2 5000m 00:20:32.2 6000m 00:25:42.3 7500m 00:33:39.8 9500m 00:44:46.2 11000m 00:53:01.2							
32.		Issatt Simon		1966	00:19:30.6	00:31:03.7	00:40:27.0	00:53:53.6	+00:22:15.4
M 51-60		1000m 00:03:17.1 2000m 00:08:07.4 3000m 00:12:42.8 5000m 00:21:58.9 6000m 00:27:18.3 7500m 00:35:04.7 9500m 00:45:27.5 11000m 00:53:09.3							
33.		Lassiter Kim		1968	00:19:50.0	00:31:13.9	00:40:17.1	00:53:54.7	+00:22:16.5
M 51-60		1000m 00:03:31.3 2000m 00:08:19.3 3000m 00:13:04.0 5000m 00:22:10.7 6000m 00:27:19.1 7500m 00:35:11.8 9500m 00:45:33.0 11000m 00:53:16.6							
34.		Fazzino Francesco		1964	00:19:05.9	00:29:38.8	00:40:15.5	00:54:07.9	+00:22:29.7
M 51-60		1000m 00:03:20.9 2000m 00:08:00.0 3000m 00:12:34.7 5000m 00:21:22.5 6000m 00:26:36.7 7500m 00:34:43.1 9500m 00:45:36.6 11000m 00:53:27.2							
35.		Lefebvre Chris		1968	00:20:39.4	00:32:27.5	00:41:36.6	00:54:33.2	+00:22:55.0
M 51-60		1000m 00:03:56.2 2000m 00:08:46.6 3000m 00:13:31.9 5000m 00:23:13.3 6000m 00:28:36.8 7500m 00:36:29.3 9500m 00:47:03.6 11000m 00:53:53.0							
36.		Ben Moshe David		1967	00:18:52.4	00:30:19.0	00:40:06.4	00:54:33.9	+00:22:55.7
M 51-60		1000m 00:03:00.8 2000m 00:07:28.1 3000m 00:12:06.4 5000m 00:21:16.3 6000m 00:26:24.7 7500m 00:34:30.4 9500m 00:45:41.8 11000m 00:53:47.5							
37.		Porada Marek		1963	00:20:13.9	00:30:56.9	00:41:33.7	00:54:38.4	+00:23:00.2
M 51-60		1000m 00:03:30.7 2000m 00:08:16.4 3000m 00:13:11.7 5000m 00:22:38.1 6000m 00:27:48.7 7500m 00:36:04.8 9500m 00:46:36.6 11000m 00:54:04.0							
38.		Steinfeldt Ralf		1966	00:19:08.1	00:29:47.3	00:40:31.6	00:54:40.4	+00:23:02.2
M 51-60		1000m 00:03:25.1 2000m 00:07:59.3 3000m 00:12:25.7 5000m 00:21:34.8 6000m 00:26:48.9 7500m 00:34:50.5 9500m 00:45:45.1 11000m 00:53:50.7							
39.		Lancaster Peter		1961	00:20:31.8	00:31:00.0	00:41:44.0	00:54:51.3	+00:23:13.1
M 51-60		1000m 00:03:41.1 2000m 00:08:52.0 3000m 00:13:42.0 5000m 00:22:51.3 6000m 00:28:03.6 7500m 00:35:59.0 9500m 00:46:53.7 11000m 00:54:11.9							
40.		Andersen Jesper		1964	00:21:32.7	00:32:20.6	00:42:08.0	00:55:00.5	+00:23:22.3
M 51-60		1000m 00:04:13.4 2000m 00:09:42.2 3000m 00:14:33.5 5000m 00:23:58.6 6000m 00:29:18.0 7500m 00:37:12.9 9500m 00:47:16.7 11000m 00:54:23.1							

ROUVY

ELITE

Santini

NUTREND®



























Rank cat	Jersey	Name	CoR	DoB	INT1	INT3	INT4	Finishtime	
41.		Diver Rob Liphook		1965	00:20:12.0	00:30:51.0	00:41:12.5	00:55:15.7	+00:23:37.5
M 51-60		1000m 00:03:38.3	2000m 00:08:30.6	3000m 00:13:23.9	5000m 00:22:40.4	6000m 00:27:53.5	7500m 00:35:53.1	9500m 00:46:49.7	11000m 00:54:33.2
42.		Laurenzo Lorenzo		1962	00:20:22.1	00:31:10.7	00:41:18.9	00:55:32.1	+00:23:53.8
M 51-60		1000m 00:03:44.4	2000m 00:08:49.7	3000m 00:13:37.2	5000m 00:22:47.1	6000m 00:28:12.7	7500m 00:36:07.0	9500m 00:46:49.4	11000m 00:54:48.1
43.		Romanovskis Janis		1970	00:23:40.7	00:34:35.3	00:43:28.4	00:55:41.9	+00:24:03.7
M 51-60		1000m 00:07:23.2	2000m 00:12:25.5	3000m 00:17:24.9	5000m 00:25:55.9	6000m 00:30:51.0	7500m 00:38:18.5	9500m 00:48:17.5	11000m 00:55:05.6
44.		Cadeddu Riccardo		1970	00:20:16.1	00:32:24.1	00:41:30.7	00:55:59.1	+00:24:20.9
M 51-60		1000m 00:03:19.2	2000m 00:08:20.7	3000m 00:13:29.2	5000m 00:22:46.4	6000m 00:28:10.6	7500m 00:36:26.1	9500m 00:47:05.9	11000m 00:55:22.6
45.		McKennon Marc		1968	00:19:50.1	00:30:57.7	00:41:41.0	00:56:07.4	+00:24:29.1
M 51-60		1000m 00:03:16.3	2000m 00:08:15.6	3000m 00:12:52.7	5000m 00:22:19.0	6000m 00:27:46.3	7500m 00:36:26.3	9500m 00:47:43.1	11000m 00:55:30.6
46.		Lopes Eduardo		1970	00:20:38.2	00:31:32.1	00:42:02.9	00:56:15.7	+00:24:37.4
M 51-60		1000m 00:03:24.0	2000m 00:08:28.4	3000m 00:13:21.9	5000m 00:23:13.3	6000m 00:28:33.8	7500m 00:36:41.5	9500m 00:47:33.9	11000m 00:55:29.7
47.		Scott Andy		1962	00:26:46.2	00:36:35.2	00:44:57.9	00:56:38.8	+00:25:00.6
M 51-60		1000m 00:12:08.3	2000m 00:16:43.7	3000m 00:20:55.6	5000m 00:28:52.0	6000m 00:33:17.9	7500m 00:40:08.3	9500m 00:49:29.0	11000m 00:56:01.9
48.		Storm Richard Belpa bicycle club		1966	00:20:21.1	00:31:36.2	00:42:24.2	00:56:49.7	+00:25:11.5
M 51-60		1000m 00:03:16.1	2000m 00:08:14.5	3000m 00:13:14.7	5000m 00:22:53.4	6000m 00:28:30.8	7500m 00:37:01.3	9500m 00:47:55.8	11000m 00:56:10.9
49.		Koskela Karri		1965	00:21:26.7	00:32:40.5	00:43:18.5	00:57:20.8	+00:25:42.6
M 51-60		1000m 00:03:56.5	2000m 00:09:14.3	3000m 00:14:18.6	5000m 00:24:03.8	6000m 00:29:35.3	7500m 00:37:55.8	9500m 00:49:01.5	11000m 00:56:42.1
50.		Prodhomme Rodolphe		1970	00:21:32.9	00:32:33.3	00:43:39.3	00:57:24.1	+00:25:45.9
M 51-60		1000m 00:03:52.6	2000m 00:09:09.8	3000m 00:14:20.7	5000m 00:24:00.6	6000m 00:29:28.0	7500m 00:37:53.1	9500m 00:48:50.5	11000m 00:56:43.0
51.		Graff Steve		1968	00:21:26.3	00:33:44.0	00:43:38.0	00:58:03.8	+00:26:25.6
M 51-60		1000m 00:03:55.2	2000m 00:09:18.9	3000m 00:14:15.4	5000m 00:24:08.8	6000m 00:29:45.4	7500m 00:37:53.0	9500m 00:48:58.4	11000m 00:57:19.9
52.		Stokes Grei		1962	00:21:23.3	00:32:53.7	00:43:38.9	00:58:42.1	+00:27:03.8
M 51-60		1000m 00:04:03.4	2000m 00:09:28.2	3000m 00:14:29.2	5000m 00:23:57.4	6000m 00:29:42.3	7500m 00:38:16.2	9500m 00:49:36.9	11000m 00:57:57.6
53.		Hilliam Ed Lanterne Rouge		1966	00:21:45.0	00:33:13.8	00:44:32.7	00:59:02.2	+00:27:24.0
M 51-60		1000m 00:03:14.1	2000m 00:08:35.5	3000m 00:13:48.3	5000m 00:24:28.2	6000m 00:30:00.6	7500m 00:38:33.4	9500m 00:50:10.2	11000m 00:58:20.5
54.		Cammarata Michelangelo MEDIA 23		1967	00:20:16.4	00:31:17.8	00:43:17.4	00:59:07.5	+00:27:29.3
M 51-60		1000m 00:03:33.1	2000m 00:08:41.8	3000m 00:13:26.9	5000m 00:22:43.4	6000m 00:28:02.4	7500m 00:36:57.7	9500m 00:49:14.7	11000m 00:58:22.9

ROUVY

ELITE

Santini

NUTREND®

Rank cat	Jersey	Name	CoR	DoB	INT1	INT3	INT4	Finishtime	
55.		Guidi Massimo Cykeln Team		1962	00:21:21.1	00:32:53.4	00:44:00.1	00:59:18.6	+00:27:40.4
M 51-60		1000m 00:03:35.2 2000m 00:08:49.5 3000m 00:13:53.1 5000m 00:23:58.9 6000m 00:29:41.3 7500m 00:38:21.1 9500m 00:50:08.2 11000m 00:58:35.7							
56.		Looije Arnold		1961	00:21:36.7	00:33:05.8	00:44:53.0	00:59:22.8	+00:27:44.5
M 51-60		1000m 00:03:48.4 2000m 00:09:07.1 3000m 00:14:07.4 5000m 00:24:21.9 6000m 00:30:00.2 7500m 00:38:47.4 9500m 00:50:22.1 11000m 00:58:38.0							
57.		Andraši Ctirad		1970	00:20:39.2	00:33:10.0	00:43:38.6	00:59:38.7	+00:28:00.4
M 51-60		1000m 00:02:59.8 2000m 00:08:13.7 3000m 00:13:13.0 5000m 00:23:16.3 6000m 00:28:49.9 7500m 00:37:51.8 9500m 00:50:01.0 11000m 00:58:50.9							
58.		Hayden Crispin None		1968	00:21:22.9	00:33:14.9	00:44:34.4	00:59:54.0	+00:28:15.8
M 51-60		1000m 00:03:34.3 2000m 00:08:55.1 3000m 00:14:00.3 5000m 00:24:04.9 6000m 00:29:55.5 7500m 00:38:48.6 9500m 00:50:43.5 11000m 00:58:13.0							
59.		Buckert Rolf Seven Down		1964	00:23:02.8	00:35:32.6	00:45:56.5	00:59:58.9	+00:28:20.7
M 51-60		1000m 00:04:06.7 2000m 00:09:51.6 3000m 00:15:32.1 5000m 00:25:41.7 6000m 00:31:31.4 7500m 00:40:07.3 9500m 00:51:48.1 11000m 00:59:25.3							
60.		Plümer André		1969	00:22:28.0	00:34:47.1	00:45:56.2	01:00:58.0	+00:29:19.8
M 51-60		1000m 00:03:53.4 2000m 00:09:21.1 3000m 00:14:41.5 5000m 00:25:12.4 6000m 00:31:24.9 7500m 00:40:25.0 9500m 00:51:59.1 11000m 01:00:16.4							
61.		Antoccia Stefano None		1964	00:21:26.9	00:34:19.6	00:44:28.3	01:01:22.9	+00:29:44.7
M 51-60		1000m 00:04:07.6 2000m 00:09:14.0 3000m 00:14:11.4 5000m 00:24:09.7 6000m 00:29:56.6 7500m 00:38:32.4 9500m 00:50:27.5 11000m 01:00:08.6							
62.		Krakiewicz Andrew		1970	00:21:20.8	00:33:06.5	00:45:22.9	01:01:49.1	+00:30:10.9
M 51-60		1000m 00:03:58.6 2000m 00:09:10.1 3000m 00:14:07.9 5000m 00:23:54.4 6000m 00:29:44.2 7500m 00:39:13.5 9500m 00:52:01.2 11000m 01:01:05.9							
63.		Hyland Ant (Chuck) Tour dBedroom		1964	00:27:05.0	00:38:33.5	00:47:57.1	01:01:59.9	+00:30:21.7
M 51-60		1000m 00:10:48.7 2000m 00:15:54.9 3000m 00:20:29.4 5000m 00:29:35.1 6000m 00:34:40.6 7500m 00:42:40.4 9500m 00:53:29.6 11000m 01:01:19.6							
64.		Fornasini Marco CSI Sasso Marconi		1969	00:23:00.8	00:35:04.2	00:46:50.4	01:02:10.0	+00:30:31.8
M 51-60		1000m 00:04:13.8 2000m 00:09:53.3 3000m 00:15:17.6 5000m 00:25:47.4 6000m 00:31:44.0 7500m 00:40:32.2 9500m 00:52:34.0 11000m 01:01:16.5							
65.		Myers Scott Team Enzo		1961	00:23:07.2	00:35:11.6	00:47:28.0	01:02:16.1	+00:30:37.8
M 51-60		1000m 00:04:04.7 2000m 00:09:48.5 3000m 00:15:14.8 5000m 00:25:55.8 6000m 00:31:51.5 7500m 00:41:02.4 9500m 00:53:30.5 11000m 01:01:40.7							
66.		Huget Frank		1969	00:24:16.9	00:36:13.2	00:47:56.6	01:02:22.2	+00:30:44.0
M 51-60		1000m 00:05:33.3 2000m 00:11:09.2 3000m 00:16:36.4 5000m 00:27:01.1 6000m 00:32:55.8 7500m 00:41:44.9 9500m 00:53:27.8 11000m 01:01:39.0							
67.		Köpfli Willy		1966	00:25:14.2	00:37:39.6	00:49:34.7	01:03:50.8	+00:32:12.6
M 51-60		1000m 00:04:49.9 2000m 00:11:31.2 3000m 00:17:07.8 5000m 00:28:07.7 6000m 00:34:19.1 7500m 00:43:29.5 9500m 00:55:17.5 11000m 01:03:11.7							
68.		Barrientos Javier		1966	00:25:10.4	00:37:59.2	00:49:47.2	01:04:03.0	+00:32:24.8
M 51-60		1000m 00:04:43.9 2000m 00:11:11.2 3000m 00:16:55.4 5000m 00:28:01.6 6000m 00:34:22.5 7500m 00:43:51.7 9500m 00:55:14.6 11000m 01:03:14.8							

ROUVY

ELITE

Santini

NUTREND®















Rank cat	Jersey	Name	CoR	DoB	INT1	INT3	INT4	Finishtime	
69.		--		1969	00:23:31.5	00:35:09.6	00:48:17.5	01:04:36.2	+00:32:58.0
M 51-60					Username tsc321				
		1000m	2000m	3000m	5000m	6000m	7500m	9500m	11000m
		00:04:37.6	00:10:19.7	00:15:46.8	00:26:20.8	00:31:48.3	00:41:11.5	00:54:57.2	01:03:50.7
70.		Jones Rob		1965	00:23:14.3	00:37:17.0	00:49:23.3	01:05:52.1	+00:34:13.8
M 51-60					Username robjones70				
		1000m	2000m	3000m	5000m	6000m	7500m	9500m	11000m
		00:03:35.3	00:08:55.7	00:14:39.4	00:26:04.4	00:32:23.3	00:42:39.0	00:56:18.6	01:05:07.3
71.		Engelhardt Thomas		1966	00:24:02.9	00:36:51.5	00:49:07.0	01:06:25.2	+00:34:47.0
M 51-60		Ayurwell			Username thomas66				
		1000m	2000m	3000m	5000m	6000m	7500m	9500m	11000m
		00:04:31.8	00:10:09.5	00:15:48.8	00:27:01.9	00:33:18.1	00:42:37.5	00:55:35.5	01:05:26.6
72.		Nicola Horea		1964	00:24:01.0	00:37:20.7	00:50:04.1	01:06:48.3	+00:35:10.1
M 51-60		Scott Proccycling			Username horea2020				
		1000m	2000m	3000m	5000m	6000m	7500m	9500m	11000m
		00:04:13.8	00:10:13.7	00:15:51.2	00:27:00.0	00:33:40.2	00:43:22.5	00:56:21.0	01:06:02.5
73.		Dobbelaar Erwin		1967	00:25:38.9	00:37:41.1	00:49:56.1	01:07:44.9	+00:36:06.7
M 51-60					Username erwindob				
		1000m	2000m	3000m	5000m	6000m	7500m	9500m	11000m
		00:04:36.0	00:11:18.1	00:17:04.8	00:28:35.6	00:34:12.2	00:43:42.1	00:56:41.9	01:07:11.1
74.		Shotts -Barry		1964	00:25:22.3	00:38:36.1	00:51:15.4	01:07:55.1	+00:36:16.8
M 51-60		Trifiniti			Username bshotts				
		1000m	2000m	3000m	5000m	6000m	7500m	9500m	11000m
		00:04:43.0	00:10:53.0	00:16:39.3	00:28:30.6	00:35:02.6	00:44:29.4	00:57:46.4	01:07:09.0
75.		merzi Enzo		1964	00:26:14.9	00:39:23.5	00:52:29.9	01:08:21.0	+00:36:42.8
M 51-60					Username ackille				
		1000m	2000m	3000m	5000m	6000m	7500m	9500m	11000m
		00:04:42.1	00:11:29.2	00:17:33.9	00:29:12.0	00:35:44.2	00:45:38.2	00:58:42.1	01:07:38.1
76.		Lawrence Rich		1963	00:26:13.0	00:39:54.2	00:52:59.5	01:08:26.3	+00:36:48.1
M 51-60		Project Hero			Username cw3lawrence				
		1000m	2000m	3000m	5000m	6000m	7500m	9500m	11000m
		00:05:18.1	00:11:38.1	00:17:40.0	00:29:20.1	00:36:17.2	00:46:02.4	00:58:54.0	01:07:49.3
77.		gonzales brian		1962	00:24:38.0	00:39:26.3	00:51:33.8	01:09:48.8	+00:38:10.6
M 51-60					Username gonzolobo				
		1000m	2000m	3000m	5000m	6000m	7500m	9500m	11000m
		00:04:35.6	00:10:35.9	00:16:26.7	00:27:41.6	00:34:27.7	00:44:27.1	00:58:28.8	01:08:45.6
78.		Nisbet Dougie		1963	00:27:32.5	00:42:00.9	00:55:34.4	01:12:17.1	+00:40:38.8
M 51-60		Durham Tri			Username dougie.nisbet				
		1000m	2000m	3000m	5000m	6000m	7500m	9500m	11000m
		00:04:56.1	00:12:10.3	00:18:39.5	00:30:49.7	00:38:03.1	00:48:20.6	01:02:01.2	01:11:11.2
79.		Del Gaudio Giovanni		1961	00:27:41.2	00:43:15.3	00:56:17.2	01:14:05.2	+00:42:27.0
M 51-60					Username delgagi1				
		1000m	2000m	3000m	5000m	6000m	7500m	9500m	11000m
		00:04:33.9	00:11:34.1	00:18:11.4	00:31:04.7	00:38:15.2	00:48:54.4	01:03:04.6	01:13:13.0
80.		Borgna Flavio		1961	00:28:15.1	00:42:59.0	00:56:54.5	01:14:57.7	+00:43:19.5
M 51-60					Username FlavioB				
		1000m	2000m	3000m	5000m	6000m	7500m	9500m	11000m
		00:05:05.7	00:12:07.6	00:18:42.2	00:31:42.2	00:39:02.7	00:49:40.1	01:03:50.0	01:14:05.0
81.		García Pedro		1968	00:25:11.4	00:40:35.3	00:56:26.3	01:15:12.8	+00:43:34.6
M 51-60					Username pedrogarcia				
		1000m	2000m	3000m	5000m	6000m	7500m	9500m	11000m
		00:04:05.6	00:10:12.8	00:16:02.9	00:28:44.9	00:36:23.1	00:47:58.3	01:03:58.9	01:14:21.2
82.		Bibich Andrei		1970	00:43:33.8	00:54:05.6	01:03:03.4	01:15:33.4	+00:43:55.1
M 51-60		WTF-team (#pig_jog)			Username bibicha				
		1000m	2000m	3000m	5000m	6000m	7500m	9500m	11000m
		00:27:18.3	00:32:29.3	00:37:04.6	00:45:46.0	00:50:32.2	00:57:50.8	01:07:47.2	01:14:55.9

ROUVY

ELITE

Santini

NUTREND®

Rank cat	Jersey	Name	CoR	DoB	INT1	INT3	INT4	Finishtime	
83.		Vink Karsten		1968	00:28:39.1	00:44:36.9	00:58:03.9	01:17:57.7	+00:46:19.5
M 51-60					Username kavi1968				
		1000m	2000m	3000m	5000m	6000m	7500m	9500m	11000m
		00:04:47.0	00:11:52.5	00:18:38.3	00:31:59.5	00:39:09.5	00:50:26.3	01:05:28.5	01:16:54.8
84.		Hopkins Andrew		1965	00:48:54.9	00:58:32.4	01:06:30.2	01:18:34.0	+00:46:55.8
M 51-60					Username hoppoa65				
		1000m	2000m	3000m	5000m	6000m	7500m	9500m	11000m
		00:34:32.2	00:38:59.6	00:43:02.4	00:50:54.3	00:55:18.3	01:01:52.8	01:10:54.2	01:17:59.9
		Viotto Lorenzo		1968				DNF	
M 51-60					Username viottolore				
		1000m	2000m	3000m	5000m	6000m	7500m	9500m	11000m
		Foofat Michael		1964	00:56:06.1	01:27:46.8		DNF	
M 51-60					Username mfoofat				
		1000m	2000m	3000m	5000m	6000m	7500m	9500m	11000m
		00:08:03.2	00:23:02.3	00:35:50.1	01:04:07.0	01:19:17.3			
		kohler -eric		1965				DNF	
M 51-60					Username Tartif74-RFR				
		1000m	2000m	3000m	5000m	6000m	7500m	9500m	11000m
		Lorenzini Marco		1970				DNF	
M 51-60					Username marcokkk				
		1000m	2000m	3000m	5000m	6000m	7500m	9500m	11000m
		00:05:05.9	00:14:05.0	00:22:23.0					
		Bosmans Eddy		1961	00:34:43.8	00:47:58.1		DNF	
M 51-60					Username eissbaer				
		1000m	2000m	3000m	5000m	6000m	7500m	9500m	11000m
		00:05:13.3	00:20:39.4	00:26:26.9	00:37:43.2	00:44:24.0			
























Rank cat	Jersey	Name	CoR	DoB	INT1	INT3	INT4	Finishtime	
1.		Heer Ruedi VC Steinhausen		1947	00:13:52.5	00:21:08.3	00:27:44.5	00:37:07.3	+00:00:00.0
M 60+		1000m 00:02:29.7 2000m 00:05:54.5 3000m 00:09:18.1 5000m 00:15:35.0 6000m 00:19:01.6 7500m 00:24:21.8 9500m 00:31:20.0 11000m 00:36:39.5							
2.		Treguier Jean-Louis TCM91		1960	00:14:49.5	00:22:34.1	00:29:54.2	00:39:50.9	+00:02:43.6
M 60+		1000m 00:02:48.9 2000m 00:06:21.8 3000m 00:09:51.3 5000m 00:16:35.7 6000m 00:20:18.8 7500m 00:26:03.7 9500m 00:33:48.9 11000m 00:39:20.6							
3.		Studer Peter		1955	00:15:24.7	00:24:06.9	00:31:05.5	00:41:51.7	+00:04:44.3
M 60+		1000m 00:02:50.9 2000m 00:06:38.7 3000m 00:10:16.3 5000m 00:17:16.5 6000m 00:21:11.3 7500m 00:27:11.2 9500m 00:35:13.7 11000m 00:41:19.5							
4.		Sugden Lynn LTD		1955	00:15:49.0	00:24:23.7	00:32:10.5	00:42:40.5	+00:05:33.1
M 60+		1000m 00:02:50.8 2000m 00:06:42.8 3000m 00:10:28.9 5000m 00:17:47.1 6000m 00:21:59.9 7500m 00:28:11.4 9500m 00:36:21.2 11000m 00:42:08.8							
5.		Fitness Coach Bike BikeFitnessCoach		1956	00:15:15.9	00:23:33.2	00:31:39.2	00:42:46.0	+00:05:38.6
M 60+		1000m 00:02:52.2 2000m 00:06:35.9 3000m 00:10:07.5 5000m 00:17:12.9 6000m 00:21:14.4 7500m 00:27:22.5 9500m 00:35:46.3 11000m 00:42:10.0							
6.		Dür Peter		1960	00:17:02.0	00:25:05.1	00:33:49.5	00:44:04.4	+00:06:57.0
M 60+		1000m 00:03:38.5 2000m 00:07:49.3 3000m 00:11:38.2 5000m 00:18:51.3 6000m 00:22:46.2 7500m 00:29:34.2 9500m 00:37:35.9 11000m 00:43:26.7							
7.		Lindeboom Wietze		1960	00:16:20.3	00:25:49.4	00:33:16.5	00:44:21.7	+00:07:14.3
M 60+		1000m 00:02:59.8 2000m 00:07:00.8 3000m 00:10:53.9 5000m 00:18:21.1 6000m 00:22:37.0 7500m 00:29:05.8 9500m 00:37:33.7 11000m 00:43:45.9							
8.		JUNIOR FRED BBC		1960	00:15:19.7	00:24:06.8	00:32:39.7	00:44:40.7	+00:07:33.3
M 60+		1000m 00:02:35.8 2000m 00:06:19.8 3000m 00:09:55.4 5000m 00:17:21.7 6000m 00:21:36.8 7500m 00:28:12.6 9500m 00:37:22.5 11000m 00:44:04.8							
9.		Bogwald Kjell Petter SK Rye		1956	00:17:46.2	00:26:42.8	00:34:22.3	00:44:42.5	+00:07:35.2
M 60+		1000m 00:03:31.5 2000m 00:08:02.5 3000m 00:12:10.2 5000m 00:19:51.7 6000m 00:24:09.9 7500m 00:30:24.7 9500m 00:38:42.2 11000m 00:44:09.8							
10.		Erb-Tanner Juerg		1958	00:16:38.7	00:26:00.7	00:33:39.1	00:44:44.8	+00:07:37.4
M 60+		1000m 00:03:13.3 2000m 00:07:18.2 3000m 00:11:12.2 5000m 00:18:39.5 6000m 00:22:51.1 7500m 00:29:16.2 9500m 00:37:40.9 11000m 00:44:03.2							
11.		Cherry Bob		1957	00:17:05.3	00:26:35.7	00:34:00.3	00:44:46.6	+00:07:39.3
M 60+		1000m 00:03:10.3 2000m 00:07:19.0 3000m 00:11:26.1 5000m 00:19:01.5 6000m 00:23:20.6 7500m 00:29:47.6 9500m 00:38:18.1 11000m 00:44:13.2							
12.		ducharme jean Claude		1952	00:16:56.5	00:26:25.5	00:33:59.2	00:45:10.1	+00:08:02.8
M 60+		1000m 00:03:16.9 2000m 00:07:18.0 3000m 00:11:17.1 5000m 00:18:55.5 6000m 00:23:13.1 7500m 00:29:43.3 9500m 00:38:20.4 11000m 00:44:38.4							
13.		-Rinaldi -Valerio ASd Cicli Peracchi		1959	00:16:25.3	00:25:19.3	00:33:26.8	00:45:20.7	+00:08:13.3
M 60+		1000m 00:02:54.1 2000m 00:06:54.1 3000m 00:10:55.9 5000m 00:18:28.5 6000m 00:22:48.4 7500m 00:29:22.2 9500m 00:38:02.0 11000m 00:44:41.6							
14.		Bender Lon PAA Cycling		1959	00:17:04.4	00:25:52.5	00:34:37.0	00:45:32.5	+00:08:25.2
M 60+		1000m 00:03:19.0 2000m 00:07:28.3 3000m 00:11:24.4 5000m 00:19:02.5 6000m 00:23:21.6 7500m 00:29:58.2 9500m 00:38:46.3 11000m 00:44:58.7							

ROUVY

ELITE






Santini

NUTREND®

Rank cat	Jersey	Name	CoR	DoB	INT1	INT3	INT4	Finishtime	
15.		Broos Anton		1959	00:17:46.7	00:27:18.5	00:34:59.7	00:45:44.5	+00:08:37.2
M 60+					Username abroos				
		1000m	2000m	3000m	5000m	6000m	7500m	9500m	11000m
		00:03:05.1	00:07:19.3	00:11:34.0	00:19:48.7	00:23:57.8	00:30:48.6	00:39:24.5	00:45:11.8
16.		Aymard Georges		1960	00:16:34.6	00:25:27.3	00:33:55.1	00:45:50.5	+00:08:43.2
M 60+					Username georges04				
		1000m	2000m	3000m	5000m	6000m	7500m	9500m	11000m
		00:03:15.9	00:07:24.4	00:11:07.9	00:18:35.1	00:22:57.4	00:29:37.3	00:38:32.6	00:45:14.8
17.		Picavet patrick		1956	00:16:42.9	00:25:43.6	00:34:39.1	00:46:37.3	+00:09:30.0
M 60+		ROUVY France Facebook Group			Username patochepic				
		1000m	2000m	3000m	5000m	6000m	7500m	9500m	11000m
		00:02:53.3	00:07:02.9	00:10:59.0	00:18:44.5	00:23:09.2	00:29:54.6	00:39:06.8	00:45:59.4
18.		Reurke Cou-		1958	00:16:47.5	00:26:05.7	00:36:01.3	00:47:50.9	+00:10:43.6
M 60+		Sint Jobse Pedaalridders			Username Cou-Reurke				
		1000m	2000m	3000m	5000m	6000m	7500m	9500m	11000m
		00:03:04.1	00:07:06.8	00:11:01.9	00:18:57.7	00:23:33.4	00:30:19.6	00:40:34.2	00:47:18.9
19.		Hamman Bryan		1960	00:17:54.3	00:27:28.2	00:36:18.3	00:48:23.3	+00:11:16.0
M 60+		THATLLDO			Username BryinSiam				
		1000m	2000m	3000m	5000m	6000m	7500m	9500m	11000m
		00:03:18.4	00:07:36.1	00:11:49.2	00:20:06.2	00:24:44.3	00:31:50.3	00:40:53.7	00:47:45.2
20.		McCracken Garry		1951	00:16:56.9	00:27:15.0	00:35:35.6	00:48:24.9	+00:11:17.6
M 60+					Username crackers-eh				
		1000m	2000m	3000m	5000m	6000m	7500m	9500m	11000m
		00:02:51.0	00:06:58.1	00:11:02.7	00:19:06.4	00:23:47.7	00:30:57.6	00:40:52.2	00:47:49.7
21.		Butler Terence		1960	00:17:30.2	00:26:59.9	00:36:12.5	00:49:08.0	+00:12:00.6
M 60+					Username tbutlerk				
		1000m	2000m	3000m	5000m	6000m	7500m	9500m	11000m
		00:03:10.0	00:07:36.2	00:11:38.3	00:19:38.8	00:24:20.8	00:31:30.3	00:41:16.6	00:48:31.5
22.		Wilson Trevor		1958	00:19:15.9	00:28:44.6	00:37:23.0	00:49:37.4	+00:12:30.0
M 60+					Username udtrev				
		1000m	2000m	3000m	5000m	6000m	7500m	9500m	11000m
		00:03:45.5	00:08:34.5	00:13:01.0	00:21:33.9	00:26:10.7	00:32:57.0	00:42:06.0	00:48:56.8
23.		Mrakar Danijel		1959	00:18:27.6	00:28:09.5	00:37:35.6	00:49:57.3	+00:12:49.9
M 60+		KKK			Username DanneM				
		1000m	2000m	3000m	5000m	6000m	7500m	9500m	11000m
		00:03:20.0	00:07:48.5	00:12:11.4	00:20:35.2	00:25:26.2	00:32:44.3	00:42:36.1	00:49:28.8
24.		Wolf Guy		1958	00:18:13.4	00:29:17.4	00:37:38.1	00:50:14.5	+00:13:07.2
M 60+					Username celesteguy				
		1000m	2000m	3000m	5000m	6000m	7500m	9500m	11000m
		00:03:08.0	00:07:41.5	00:12:11.3	00:20:32.2	00:25:34.5	00:32:59.0	00:42:34.5	00:49:33.7
25.		Miro Mirek		1955	00:22:01.8	00:31:02.7	00:39:33.7	00:51:41.8	+00:14:34.4
M 60+		Sulima Rowery Team			Username mirekm6				
		1000m	2000m	3000m	5000m	6000m	7500m	9500m	11000m
		00:08:03.1	00:12:14.5	00:16:18.1	00:24:07.8	00:28:28.4	00:35:12.6	00:44:12.9	00:51:00.5
26.		Herzog Patrick		1950	00:19:34.0	00:30:25.0	00:39:07.5	00:52:00.7	+00:14:53.4
M 60+					Username Popeye50				
		1000m	2000m	3000m	5000m	6000m	7500m	9500m	11000m
		00:03:36.1	00:08:25.6	00:12:59.9	00:21:53.7	00:26:46.0	00:34:16.4	00:44:18.1	00:51:23.9
27.		Zimmerman Daryl		1956	00:19:09.6	00:30:06.0	00:39:13.6	00:52:06.5	+00:14:59.2
M 60+					Username deezee				
		1000m	2000m	3000m	5000m	6000m	7500m	9500m	11000m
		00:03:27.3	00:08:11.3	00:12:44.5	00:21:30.7	00:26:27.5	00:34:00.3	00:44:05.9	00:51:26.9
28.		Kucera -Martin		1960	00:18:30.4	00:29:33.0	00:38:49.5	00:52:40.4	+00:15:33.1
M 60+					Username look69560				
		1000m	2000m	3000m	5000m	6000m	7500m	9500m	11000m
		00:03:11.1	00:07:44.4	00:12:08.4	00:20:51.4	00:25:52.6	00:33:33.0	00:43:52.8	00:51:58.1







Rank cat	Jersey	Name	CoR	DoB	INT1	INT3	INT4	Finishtime	
29.		Hilger Georg Casa Ciclista		1956	00:19:04.6	00:29:34.0	00:39:24.7	00:52:52.7	+00:15:45.3
M 60+		1000m 00:03:09.9 2000m 00:07:53.4 3000m 00:12:32.6 5000m 00:21:26.6 6000m 00:26:39.9 7500m 00:34:26.4 9500m 00:44:44.5 11000m 00:52:11.1							
30.		nart armand usac andernos		1956	00:18:17.1	00:28:43.5	00:38:56.5	00:53:17.0	+00:16:09.7
M 60+		1000m 00:03:08.9 2000m 00:07:36.3 3000m 00:11:59.5 5000m 00:20:44.0 6000m 00:25:47.5 7500m 00:33:44.3 9500m 00:44:38.4 11000m 00:52:39.3							
31.		Bashford Kevin Saris H3		1959	00:18:27.4	00:28:38.0	00:39:12.7	00:53:29.1	+00:16:21.7
M 60+		1000m 00:03:27.3 2000m 00:07:47.2 3000m 00:12:05.6 5000m 00:20:48.4 6000m 00:25:42.7 7500m 00:33:28.1 9500m 00:44:25.4 11000m 00:52:47.7							
32.		Muller Rolf CLUB MSM		1959	00:19:02.4	00:29:26.7	00:39:51.1	00:53:35.8	+00:16:28.4
M 60+		1000m 00:03:28.3 2000m 00:08:11.4 3000m 00:12:33.4 5000m 00:21:25.7 6000m 00:26:36.6 7500m 00:34:30.1 9500m 00:44:59.2 11000m 00:52:53.3							
33.		SALA Roberto		1955	00:19:29.7	00:30:30.4	00:40:59.3	00:54:26.5	+00:17:19.1
M 60+		1000m 00:02:58.9 2000m 00:07:53.5 3000m 00:12:52.8 5000m 00:21:57.7 6000m 00:27:15.2 7500m 00:35:39.9 9500m 00:46:24.6 11000m 00:53:47.1							
34.		Leiss Peter		1953	00:20:21.1	00:31:42.9	00:41:05.9	00:55:07.6	+00:18:00.2
M 60+		1000m 00:03:36.4 2000m 00:08:28.7 3000m 00:13:22.1 5000m 00:22:44.0 6000m 00:27:56.4 7500m 00:35:46.3 9500m 00:46:29.5 11000m 00:54:26.3							
35.		Hagger Mark		1957	00:20:15.3	00:32:06.7	00:41:39.5	00:55:14.8	+00:18:07.4
M 60+		1000m 00:03:32.2 2000m 00:08:27.4 3000m 00:13:21.0 5000m 00:22:43.1 6000m 00:28:08.7 7500m 00:36:07.1 9500m 00:46:52.6 11000m 00:54:30.0							
36.		MARCHAND Alain USMC les Clayes sous Bois		1957	00:20:27.0	00:31:06.0	00:42:01.2	00:55:58.4	+00:18:51.0
M 60+		1000m 00:03:59.6 2000m 00:08:42.0 3000m 00:13:31.8 5000m 00:22:55.2 6000m 00:28:08.5 7500m 00:36:16.1 9500m 00:47:16.6 11000m 00:55:15.4							
37.		Ferrara Ludovico		1960	00:20:51.7	00:31:41.2	00:41:55.9	00:56:04.7	+00:18:57.3
M 60+		1000m 00:03:31.4 2000m 00:08:56.6 3000m 00:13:49.0 5000m 00:23:14.4 6000m 00:28:42.6 7500m 00:36:51.2 9500m 00:47:49.8 11000m 00:55:25.4							
38.		van Vreede Cees Piels Cycling.		1947	00:21:21.8	00:32:17.5	00:42:54.8	00:56:24.3	+00:19:17.0
M 60+		1000m 00:03:50.3 2000m 00:09:10.0 3000m 00:14:17.4 5000m 00:23:54.9 6000m 00:29:18.1 7500m 00:37:28.0 9500m 00:48:03.2 11000m 00:55:40.8							
39.		Zevallos Raul Team Portsmouth		1957	00:20:59.4	00:31:52.1	00:42:27.4	00:57:10.1	+00:20:02.8
M 60+		1000m 00:03:58.5 2000m 00:09:04.9 3000m 00:14:05.3 5000m 00:23:42.6 6000m 00:28:59.0 7500m 00:37:11.5 9500m 00:48:04.3 11000m 00:56:23.8							
40.		Vysocky James The Cyclery Team		1959	00:20:57.3	00:32:06.4	00:42:46.1	00:57:12.4	+00:20:05.1
M 60+		1000m 00:03:47.4 2000m 00:08:57.8 3000m 00:13:52.3 5000m 00:23:27.3 6000m 00:29:00.2 7500m 00:37:23.9 9500m 00:48:23.5 11000m 00:56:31.7							
41.		Füllhase Peter Rennrad Treff Altenberge		1956	00:20:07.1	00:32:11.5	00:41:53.4	00:57:48.9	+00:20:41.5
M 60+		1000m 00:03:39.3 2000m 00:08:50.0 3000m 00:13:30.1 5000m 00:22:23.8 6000m 00:27:53.2 7500m 00:36:24.2 9500m 00:47:25.7 11000m 00:57:00.2							
42.		Burr Alan Dont wait for me		1952	00:20:39.3	00:32:25.4	00:43:05.2	00:57:56.6	+00:20:49.3
M 60+		1000m 00:03:57.4 2000m 00:08:48.7 3000m 00:13:39.0 5000m 00:23:24.5 6000m 00:29:13.9 7500m 00:37:43.8 9500m 00:48:50.5 11000m 00:57:12.1							

ROUVY

ELITE

Santini

NUTREND®











Rank cat	Jersey	Name	CoR	DoB	INT1	INT3	INT4	Finishtime	
43.		Kirberg Juergen		1960	00:19:58.2	00:31:08.6	00:42:59.7	00:58:18.1	+00:21:10.7
M 60+					Username juergenkirberg				
		1000m	2000m	3000m	5000m	6000m	7500m	9500m	11000m
		00:03:57.3	00:08:36.7	00:13:19.8	00:22:31.0	00:27:52.5	00:36:37.3	00:48:37.3	00:57:31.5
44.		Orrett Robert		1958	00:21:02.9	00:32:40.5	00:44:10.2	00:58:59.1	+00:21:51.8
M 60+					Username robertorrett				
		1000m	2000m	3000m	5000m	6000m	7500m	9500m	11000m
		00:03:42.1	00:08:50.7	00:13:50.4	00:23:36.4	00:29:18.2	00:38:08.9	00:49:56.8	00:58:22.7
45.		Funke Wolfgang		1958	00:22:57.1	00:34:29.4	00:45:33.0	01:00:22.4	+00:23:15.1
M 60+					Username elric				
		1000m	2000m	3000m	5000m	6000m	7500m	9500m	11000m
		00:04:33.5	00:10:16.6	00:15:25.8	00:25:39.5	00:31:21.2	00:39:53.7	00:51:19.6	00:59:35.0
46.		Waite Dan		1956	00:24:18.1	00:37:30.4	00:48:08.4	01:03:03.3	+00:25:55.9
M 60+					Username danw8				
		1000m	2000m	3000m	5000m	6000m	7500m	9500m	11000m
		00:04:20.8	00:10:23.8	00:16:14.3	00:27:12.0	00:33:09.6	00:42:08.9	00:53:51.8	01:02:19.0
47.		Ferretti Massimo		1958	00:24:06.0	00:36:39.1	00:48:36.5	01:03:20.2	+00:26:12.9
M 60+					Username massimo.ferretti				
		1000m	2000m	3000m	5000m	6000m	7500m	9500m	11000m
		00:04:25.9	00:10:24.8	00:16:00.2	00:27:05.9	00:33:18.8	00:42:29.3	00:54:19.2	01:02:40.2
48.		HAGGARD David		1957	00:21:13.5	00:33:43.7	00:46:54.3	01:03:51.8	+00:26:44.4
M 60+					Username corte				
		1000m	2000m	3000m	5000m	6000m	7500m	9500m	11000m
		00:03:08.0	00:07:58.2	00:12:47.8	00:24:06.5	00:30:12.5	00:39:52.1	00:53:05.6	01:02:42.6
49.		Nordfeld Tom		1959	00:22:28.3	00:35:54.8	00:48:08.0	01:04:03.9	+00:26:56.6
M 60+					Username tomont				
		1000m	2000m	3000m	5000m	6000m	7500m	9500m	11000m
		00:03:45.3	00:09:23.9		00:25:07.1	00:31:01.0		00:54:17.0	
50.		Knetsch Werner		1953	00:23:44.0	00:36:15.2	00:49:08.8	01:05:42.1	+00:28:34.7
M 60+					Username mufasa3107				
		1000m	2000m	3000m	5000m	6000m	7500m	9500m	11000m
		00:04:11.4	00:10:20.6	00:15:58.8	00:26:24.7	00:32:48.7	00:42:29.1	00:55:24.7	01:04:50.4
51.		Burgess David		1954	00:23:42.5	00:37:06.5	00:50:00.1	01:07:07.9	+00:30:00.5
M 60+					Username dburg				
		1000m	2000m	3000m	5000m	6000m	7500m	9500m	11000m
		00:04:02.7	00:09:59.3	00:15:34.8	00:26:42.7	00:33:31.1	00:43:32.0	00:57:07.9	01:06:16.6
52.		Lukas Ben		1952	00:22:59.4	00:37:20.8	00:49:52.4	01:07:55.9	+00:30:48.6
M 60+					Username benlucky				
		1000m	2000m	3000m	5000m	6000m	7500m	9500m	11000m
		00:03:55.4	00:09:28.9	00:14:58.7	00:26:06.6	00:32:38.8	00:42:42.3	00:56:42.0	01:07:00.1
53.		Solder Martin		1960	00:27:57.7	00:41:28.9	00:54:08.7	01:07:58.5	+00:30:51.2
M 60+					Username MartinSolder				
		1000m	2000m	3000m	5000m	6000m	7500m	9500m	11000m
		00:03:53.5	00:09:29.1	00:18:51.7	00:31:18.9	00:38:00.2	00:47:37.1	00:59:06.5	01:07:10.7
54.		Cushnie Jonathan		1960	00:22:57.5	00:40:43.5	00:52:32.3	01:08:46.6	+00:31:39.2
M 60+					Username jon0c				
		1000m	2000m	3000m	5000m	6000m	7500m	9500m	11000m
		00:03:41.1	00:09:06.8	00:14:33.4	00:29:24.1	00:35:49.9	00:45:35.0	00:58:48.1	01:07:54.1
55.		Heinemann Walter		1956	00:25:49.6	00:40:22.0	00:52:30.7	01:09:09.9	+00:32:02.6
M 60+					Username polymen4				
		1000m	2000m	3000m	5000m	6000m	7500m	9500m	11000m
		00:04:27.6	00:10:46.8	00:17:16.9	00:28:53.7	00:35:05.7	00:45:28.9	00:59:02.8	01:08:19.2
56.		Bardelli Rudi		1954	00:26:17.9	00:39:59.7	00:54:06.9	01:13:06.6	+00:35:59.2
M 60+					Username rudiit				
		1000m	2000m	3000m	5000m	6000m	7500m	9500m	11000m
		00:04:50.8	00:11:27.4	00:17:41.8	00:29:17.9	00:36:02.3	00:46:35.4	01:01:09.8	01:12:06.7

ROUVY

ELITE





Santini

NUTREND®

Rank cat	Jersey	Name	CoR	DoB	INT1	INT3	INT4	Finishtime	
57.		Marzatico Carlo		1952	00:37:56.3	00:48:51.7	00:59:30.3	01:13:34.0	+00:36:26.7
M 60+					Username kmarz				
		1000m	2000m	3000m	5000m	6000m	7500m	9500m	11000m
		00:19:50.7	00:25:12.3	00:30:28.8	00:40:27.3	00:45:48.1	00:53:58.9	01:04:54.2	01:12:50.6
58.		Gott John		1956	00:27:24.3	00:42:39.0	00:58:34.3	01:19:03.4	+00:41:56.0
M 60+					Username johncameron1				
		1000m	2000m	3000m	5000m	6000m	7500m	9500m	11000m
		00:04:19.5	00:10:55.9	00:17:43.0	00:30:41.7	00:38:23.5	00:50:16.2	01:06:29.6	01:18:05.8
59.		Kahn Ron		1951	00:30:18.7	00:46:55.8	01:03:28.3	01:23:52.6	+00:46:45.3
M 60+					Username rwidebody				
		1000m	2000m	3000m	5000m	6000m	7500m	9500m	11000m
		00:05:08.2	00:12:23.6	00:19:38.1	00:34:10.3	00:42:18.5	00:54:48.5	01:11:04.1	01:22:39.1
		Topping Stephen		1951				DNF	
M 60+					Username stetopps				
		1000m	2000m	3000m	5000m	6000m	7500m	9500m	11000m
		00:05:59.4							
		Strupat Uwe		1960	00:16:52.7	00:25:07.2		DNF	
M 60+					Username uwele60				
		1000m	2000m	3000m	5000m	6000m	7500m	9500m	11000m
		00:03:13.8	00:07:41.3	00:11:33.8	00:18:50.2	00:22:50.9	00:29:26.8		






















Rank cat	Jersey	Name	CoR	DoB	INT1	INT3	INT4	Finishtime	
1.		Rechenauer Valeria		1995	00:17:15.5	00:26:05.5	00:34:17.4	00:45:26.5	+00:00:00.0
Username ironval95									
W 21-30		1000m	2000m	3000m	5000m	6000m	7500m	9500m	11000m
		00:02:59.9	00:07:40.5	00:11:35.4	00:19:18.7	00:23:39.7	00:30:07.6	00:38:35.5	00:44:48.3
2.		Klembarova Jana		1994	00:16:34.3	00:26:05.8	00:34:45.5	00:46:14.9	+00:00:48.4
Username janka142									
W 21-30		1000m	2000m	3000m	5000m	6000m	7500m	9500m	11000m
		00:02:48.1	00:06:47.9	00:10:46.7	00:18:37.4	00:23:11.1	00:30:30.8	00:39:15.8	00:45:36.9






Rank	cat	Jersey	Name	CoR	DoB	INT1	INT3	INT4	Finishtime	
1.			Bouché Mathilde		1989	00:17:09.7	00:26:43.3	00:34:20.5	00:45:24.7	+00:00:00.0
Username ma-mat										
W 31-40			1000m 00:03:15.3	2000m 00:07:24.2	3000m 00:11:26.1	5000m 00:19:16.6	6000m 00:23:27.3	7500m 00:29:56.4	9500m 00:38:30.5	11000m 00:44:46.6
2.			Kilpin Amy		1986	00:17:26.1	00:26:37.9	00:35:17.7	00:47:09.2	+00:01:44.5
Username akilpin										
W 31-40			1000m 00:03:10.0	2000m 00:07:28.3	3000m 00:11:36.0	5000m 00:19:32.7	6000m 00:23:59.0	7500m 00:30:53.0	9500m 00:39:53.8	11000m 00:46:32.3
3.			Misiarz Magda		1984	00:17:53.2	00:27:13.0	00:36:22.4	00:47:59.0	+00:02:34.2
Username prosiaczek										
W 31-40			1000m 00:03:22.1	2000m 00:07:46.4	3000m 00:11:59.3	5000m 00:20:03.8	6000m 00:24:34.2	7500m 00:31:29.2	9500m 00:40:49.3	11000m 00:47:23.8
4.			Chedburn Lauren		1985	00:16:48.9	00:26:10.5	00:35:31.6	00:48:45.6	+00:03:20.9
Username corrielab26										
W 31-40			1000m 00:03:05.3	2000m 00:07:12.0	3000m 00:11:14.1	5000m 00:18:57.3	6000m 00:23:31.2	7500m 00:30:37.7	9500m 00:40:42.6	11000m 00:48:07.4
5.			Wojciechowska Maria		1990	00:20:13.3	00:31:05.4	00:39:41.9	00:52:28.8	+00:07:04.1
Username masia314										
W 31-40			1000m 00:04:49.8	2000m 00:09:29.3	3000m 00:14:02.1	5000m 00:22:35.9	6000m 00:27:30.3	7500m 00:34:53.7	9500m 00:44:48.2	11000m 00:51:53.8
6.			Moest Ina		1981	00:20:29.0	00:31:06.5	00:41:25.6	00:55:09.0	+00:09:44.3
Username i.m.										
W 31-40			1000m 00:03:54.4	2000m 00:08:52.8	3000m 00:13:36.3	5000m 00:22:50.9	6000m 00:28:09.6	7500m 00:36:16.4	9500m 00:46:56.3	11000m 00:54:29.1
7.			Belec Zalig Maja		1981	00:20:53.7	00:32:55.7	00:42:37.3	00:57:47.6	+00:12:22.9
OOC Username majab										
W 31-40			1000m 00:03:55.6	2000m 00:09:10.1	3000m 00:14:05.6	5000m 00:23:26.7	6000m 00:28:44.8	7500m 00:37:09.7	9500m 00:48:26.4	11000m 00:57:02.2
			Sneba Lu		1983	00:16:40.9			DNF	
TT Příbram Username lusneba										
W 31-40			1000m 00:02:48.1	2000m 00:06:46.8	3000m 00:10:45.6	5000m 00:18:51.6	6000m	7500m	9500m	11000m

ROUVY

ELITE

Santini

NUTREND®



















Rank cat	Jersey	Name	CoR	DoB	INT1	INT3	INT4	Finishtime	
1.		Cahill Sharon		1974	00:15:42.4	00:23:26.9	00:30:48.2	00:40:39.7	+00:00:00.0
W 41-50		1000m 00:03:07.8 2000m 00:07:00.5 3000m 00:10:41.1 5000m 00:17:34.2 6000m 00:21:17.1 7500m 00:27:03.4 9500m 00:34:35.0 11000m 00:40:06.7							
2.		Betteridge Zoe Southfork Racing		1977	00:15:39.9	00:23:58.7	00:31:56.2	00:42:49.5	+00:02:09.8
W 41-50		1000m 00:03:06.3 2000m 00:06:57.9 3000m 00:11:34.7 5000m 00:17:34.8 6000m 00:21:35.6 7500m 00:27:40.2 9500m 00:35:57.0 11000m 00:42:12.9							
3.		Leonte Madalina		1974	00:17:40.2	00:27:59.8	00:36:22.3	00:49:01.7	+00:08:21.9
W 41-50		1000m 00:03:17.0 2000m 00:07:33.3 3000m 00:11:49.1 5000m 00:19:53.9 6000m 00:24:25.2 7500m 00:31:38.0 9500m 00:41:18.9 11000m 00:48:19.1							
4.		Gabriel Coco		1976	00:17:48.0	00:28:12.5	00:36:26.4	00:49:05.5	+00:08:25.7
W 41-50		1000m 00:03:03.3 2000m 00:07:23.2 3000m 00:11:46.3 5000m 00:20:00.8 6000m 00:24:38.9 7500m 00:31:52.2 9500m 00:41:18.6 11000m 00:48:27.3							
5.		Ranta-Ojala Terhi		1973	00:18:28.3	00:28:07.7	00:37:11.8	00:49:40.7	+00:09:00.9
W 41-50		1000m 00:03:56.6 2000m 00:08:17.3 3000m 00:12:35.6 5000m 00:20:37.3 6000m 00:25:27.6 7500m 00:32:43.7 9500m 00:42:15.2 11000m 00:49:06.7							
6.		Mónica		1975	00:18:18.5	00:27:59.3	00:37:26.3	00:50:04.6	+00:09:24.9
W 41-50		1000m 00:03:46.2 2000m 00:08:00.3 3000m 00:12:17.7 5000m 00:20:36.4 6000m 00:25:17.2 7500m 00:32:28.5 9500m 00:42:05.1 11000m 00:49:20.9							
7.		Hillgärtner Michaela		1971	00:19:23.6	00:29:48.4	00:40:18.1	00:54:04.4	+00:13:24.7
W 41-50		1000m 00:03:36.3 2000m 00:08:16.6 3000m 00:12:51.5 5000m 00:21:47.8 6000m 00:26:54.2 7500m 00:34:42.4 9500m 00:45:19.9 11000m 00:53:15.5							
8.		Klages Claudia		1978	00:19:27.6	00:30:35.8	00:41:25.8	00:55:32.9	+00:14:53.1
W 41-50		1000m 00:03:31.3 2000m 00:08:11.6 3000m 00:12:48.4 5000m 00:22:03.9 6000m 00:27:30.1 7500m 00:35:57.2 9500m 00:47:03.6 11000m 00:54:50.5							
9.		Sidhu Rupinder		1974	00:20:18.2	00:31:37.3	00:42:27.3	00:57:28.1	+00:16:48.3
W 41-50		1000m 00:03:16.2 2000m 00:08:15.7 3000m 00:13:05.6 5000m 00:22:48.2 6000m 00:28:33.7 7500m 00:36:59.6 9500m 00:48:14.5 11000m 00:56:44.2							
10.		Hansborg-Sorensen Karina The Future Starts Here		1973	00:21:00.9	00:32:22.4	00:43:31.9	00:58:16.3	+00:17:36.5
W 41-50		1000m 00:03:47.2 2000m 00:08:43.5 3000m 00:13:43.1 5000m 00:23:35.5 6000m 00:29:03.1 7500m 00:37:41.8 9500m 00:49:06.4 11000m 00:57:35.5							
11.		Oinn Maria		1973	00:23:55.9	00:34:47.2	00:45:28.2	00:58:39.5	+00:17:59.8
W 41-50		1000m 00:04:22.8 2000m 00:09:37.5 3000m 00:14:44.3 5000m 00:26:22.0 6000m 00:31:41.1 7500m 00:39:50.0 9500m 00:50:30.4 11000m 00:58:03.4							
12.		Webber Megan Cupcake Cartel		1978	00:23:06.2	00:34:53.2	00:46:25.2	01:00:14.7	+00:19:34.9
W 41-50		1000m 00:04:31.7 2000m 00:10:10.5 3000m 00:15:31.9 5000m 00:25:49.3 6000m 00:31:37.2 7500m 00:40:24.8 9500m 00:51:47.6 11000m 00:59:34.0							
13.		Otterson Jeni		1974	00:30:28.3	00:42:17.2	00:54:18.7	01:10:47.7	+00:30:08.0
W 41-50		1000m 00:11:05.8 2000m 00:17:21.0 3000m 00:22:47.4 5000m 00:33:15.0 6000m 00:39:05.7 7500m 00:48:15.1 9500m 01:00:26.8 11000m 01:09:37.7							

ROUVY

ELITE

Santini

NUTREND®

Rank	cat	Jersey	Name	CoR	DoB	INT1	INT3	INT4	Finishtime					
1.			Zunti Michelle Pictou County Cycle		1970	00:16:28.5	00:25:57.5	00:33:27.4	00:44:57.3	+00:00:00.0				
W 50+						Username mbzunti	1000m 00:03:01.4	2000m 00:07:07.1	3000m 00:10:56.9	5000m 00:18:25.5	6000m 00:22:46.6	7500m 00:29:11.1	9500m 00:37:52.2	11000m 00:44:18.6
2.			Pandya Hilary ACT		1969	00:18:10.1	00:28:56.5	00:37:32.9	00:50:26.0	+00:05:28.6				
W 50+						Username hilaryc	1000m 00:03:23.0	2000m 00:07:56.3	3000m 00:12:08.5	5000m 00:20:26.3	6000m 00:25:16.3	7500m 00:32:29.6	9500m 00:42:23.1	11000m 00:49:45.8
3.			Strumpfer Talita		1969	00:20:17.1	00:31:07.8	00:39:10.7	00:50:54.9	+00:05:57.6				
W 50+						Username FrenchieMom	1000m 00:03:33.2	2000m 00:09:19.9	3000m 00:13:49.1	5000m 00:22:30.9	6000m 00:27:33.3	7500m 00:34:43.7	9500m 00:43:47.9	11000m 00:50:19.4
4.			Lawler Jan		1965	00:18:54.6	00:28:46.9	00:38:42.4	00:51:38.1	+00:06:40.7				
W 50+						Username janlawler	1000m 00:03:27.5	2000m 00:08:08.6	3000m 00:12:38.5	5000m 00:21:09.5	6000m 00:25:59.0	7500m 00:33:41.2	9500m 00:43:53.0	11000m 00:50:59.8
5.			Roberts Maxine Team Portsmouth		1955	00:25:38.5	00:36:14.1	00:46:48.4	01:00:50.7	+00:15:53.3				
W 50+						Username purplebengal	1000m 00:08:06.3	2000m 00:13:38.3	3000m 00:18:40.4	5000m 00:28:01.6	6000m 00:33:14.1	7500m 00:41:21.9	9500m 00:51:54.9	11000m 01:00:02.6
6.			Fran P		1965	00:23:45.7	00:36:49.8	00:47:01.2	01:03:07.9	+00:18:10.6				
W 50+						Username pfran	1000m 00:04:40.0	2000m 00:10:36.7	3000m 00:16:12.1	5000m 00:26:26.1	6000m 00:32:19.6	7500m 00:41:08.8	9500m 00:52:52.5	11000m 01:02:10.3
7.			Skokowska Beata Gryfusz Szczecin		1966	00:24:17.9	00:37:46.6	00:50:19.2	01:07:23.6	+00:22:26.2				
W 50+						Username Szczecin_beata_besk	1000m 00:04:21.7	2000m 00:10:27.6	3000m 00:16:00.9	5000m 00:27:24.9	6000m 00:34:05.3	7500m 00:43:56.8	9500m 00:57:05.9	11000m 01:06:30.6
8.			Mountz Missy Project Hero		1967	00:35:19.6	00:54:01.7	01:12:23.0	01:34:17.7	+00:49:20.4				
W 50+						Username TurboTRDPro_Missy	1000m 00:06:14.8	2000m 00:15:05.8	3000m 00:23:20.6	5000m 00:39:35.7	6000m 00:48:57.3	7500m 01:02:49.2	9500m 01:21:07.3	11000m 01:33:15.5
			V****ij Irene		1969				DNF					
W 50+						Username ietindoor	1000m 00:09:52.3	2000m	3000m	5000m	6000m	7500m	9500m	11000m

ROUVY

ELITE

Santini

NUTREND®