

LA VUELTA

VIRTUAL PARTNER

ROUVY

Official results No.7 La Vuelta Grand Tour Series | Stage 13 | TT

Stage 13 - Muros - Miradoiro do Ézaro

MU 20

Start time UTC: 18:00:00

Rank cat	Jersey	Name	CoR	DoB	INT1	Finishtime					
1.		Vávra Petr Dukla Praha		2003	00:36:47.8	01:00:10.5	+00:00:00.0				
MU 20		3000m 00:04:21.0	6000m 00:08:59.8	9000m 00:13:40.4	12000m 00:18:21.1	15000m 00:22:44.0	18000m 00:27:06.8	21000m 00:31:45.2	27000m 00:41:31.6	30000m 00:45:41.4	33000m 00:57:21.3
2.		FAVRE -Francky FAF TEAM		2005	00:44:48.5	01:12:38.2	+00:12:27.6				
MU 20		3000m 00:05:33.2	6000m 00:11:00.3	9000m 00:16:42.8	12000m 00:22:12.7	15000m 00:27:25.6	18000m 00:33:01.4	21000m 00:38:28.0	27000m 00:50:35.9	30000m 00:55:51.6	33000m 01:09:29.0

LA VUELTA

VIRTUAL PARTNER

ROUVY

Santini

We Love Cycling

Brought to you by  SKODA

Stage 13 - Muros - Miradoiro do Ézaro

M 21-30

Start time UTC: 18:00:00

Rank	cat	Jersey	Name	CoR	DoB	INT1	Finishtime									
1.			Stavač Ľubomír		1990	00:36:23.9	01:03:44.5 +00:00:00.0									
	M 21-30						3000m	6000m	9000m	12000m	15000m	18000m	21000m	27000m	30000m	33000m
							00:04:45.8	00:09:19.8	00:14:04.7	00:18:44.4	00:22:55.3	00:27:06.9	00:31:35.5	00:40:58.7	00:44:54.3	01:00:19.8
2.			Pokorný Vladan		1997	00:37:57.2	01:06:50.8 +00:03:06.3									
	M 21-30						3000m	6000m	9000m	12000m	15000m	18000m	21000m	27000m	30000m	33000m
							00:04:48.9	00:09:36.0	00:14:27.9	00:19:20.7	00:23:50.3	00:28:16.7	00:32:51.6	00:42:58.9	00:47:23.0	01:03:24.5
3.			Appenzeller Vincent		1996	00:44:26.0	01:14:19.8 +00:10:35.3									
	M 21-30						3000m	6000m	9000m	12000m	15000m	18000m	21000m	27000m	30000m	33000m
							00:05:53.2	00:11:38.3	00:17:19.4	00:22:52.2	00:27:59.0	00:33:06.4	00:38:32.2	00:50:01.2	00:55:02.7	01:10:55.4
			damien bondon		1998		DNF									
	M 21-30						3000m	6000m	9000m	12000m	15000m	18000m	21000m	27000m	30000m	33000m
							00:05:41.9	00:11:10.1								
			Adámik Ján		1990		DNF									
	M 21-30						3000m	6000m	9000m	12000m	15000m	18000m	21000m	27000m	30000m	33000m
							00:04:35.7	00:09:31.8	00:14:36.0	00:19:22.7	00:24:06.4	00:29:36.1				

LA VUELTA

VIRTUAL PARTNER

ROUVY

Santini

We Love Cycling

Brought to you by SKODA

Stage 13 - Muros - Miradoiro do Ézaro

M 31-40

Start time UTC: 18:00:00

Rank cat	Jersey	Name	CoR	DoB	INT1	Finishtime									
1.		Alfin Verini Siovann Cycling Team		1981	00:33:35.4	00:54:38.0 +00:00:00.0									
M 31-40		3000m 6000m 9000m 12000m 15000m 18000m 21000m 27000m 30000m 33000m				00:04:21.0	00:08:35.6	00:12:49.2	00:16:52.9	00:20:44.8	00:24:36.5	00:28:44.7	00:37:34.9	00:41:17.5	00:52:10.3
2.		Willaert Pascal MTB Feel free		1981	00:33:51.6	00:54:41.1 +00:00:03.0									
M 31-40		3000m 6000m 9000m 12000m 15000m 18000m 21000m 27000m 30000m 33000m				00:04:25.1	00:08:44.8	00:13:04.8	00:17:19.1	00:21:18.8	00:25:17.6	00:29:24.0	00:38:00.3	00:41:53.7	00:52:16.7
3.		Sala Mateusz Biegne, zebry Bartek mogli biegac		1982	00:35:09.2	00:57:33.0 +00:02:55.0									
M 31-40		3000m 6000m 9000m 12000m 15000m 18000m 21000m 27000m 30000m 33000m				00:04:29.0	00:09:02.5	00:13:35.4	00:17:59.2	00:22:07.9	00:26:13.4	00:30:36.2	00:39:34.3	00:43:32.3	00:54:53.8
4.		Benedik Jean-Philippe		1983	00:36:34.7	01:00:22.3 +00:05:44.2									
M 31-40		3000m 6000m 9000m 12000m 15000m 18000m 21000m 27000m 30000m 33000m				00:04:50.7	00:09:31.9	00:14:12.7	00:18:46.4	00:23:03.1	00:27:21.0	00:31:48.6	00:41:09.7	00:45:23.4	00:57:40.5
5.		Idec Lukasz		1981	00:37:14.2	01:00:54.0 +00:06:15.9									
M 31-40		3000m 6000m 9000m 12000m 15000m 18000m 21000m 27000m 30000m 33000m				00:04:51.9	00:09:36.7	00:14:22.6	00:18:54.4	00:23:11.2	00:27:39.9	00:32:10.6	00:41:54.9	00:46:11.8	00:58:19.4
6.		Lecours Maxime		1980	00:38:28.7	01:01:07.8 +00:06:29.7									
M 31-40		3000m 6000m 9000m 12000m 15000m 18000m 21000m 27000m 30000m 33000m				00:05:09.3	00:10:19.3	00:15:15.0	00:20:00.4	00:24:28.2	00:28:53.3	00:33:29.8	00:43:05.1	00:47:28.0	00:58:35.3
7.		Vagner Romain		1980	00:36:29.8	01:01:15.9 +00:06:37.8									
M 31-40		3000m 6000m 9000m 12000m 15000m 18000m 21000m 27000m 30000m 33000m				00:04:41.7	00:09:24.0	00:14:08.8	00:18:42.3	00:22:56.1	00:27:10.7	00:31:40.3	00:40:59.6	00:45:06.4	00:58:21.4
8.		Senko Greg Starsky CC		1987	00:36:20.9	01:01:30.2 +00:06:52.1									
M 31-40		3000m 6000m 9000m 12000m 15000m 18000m 21000m 27000m 30000m 33000m				00:04:41.7	00:09:17.9	00:13:50.5	00:18:25.2	00:22:40.9	00:26:58.8	00:31:26.2	00:40:58.6	00:45:07.2	00:58:31.6
9.		Johnstone Gary R2RCC		1987	00:37:27.5	01:02:09.2 +00:07:31.1									
M 31-40		3000m 6000m 9000m 12000m 15000m 18000m 21000m 27000m 30000m 33000m				00:04:54.7	00:09:51.5	00:14:39.4	00:19:21.8	00:23:47.1	00:28:09.0	00:32:37.6	00:41:58.8	00:46:04.0	00:59:08.6
10.		Oomen Kees		1987	00:37:32.1	01:02:21.9 +00:07:43.8									
M 31-40		3000m 6000m 9000m 12000m 15000m 18000m 21000m 27000m 30000m 33000m				00:04:54.7	00:09:42.7	00:14:31.5	00:19:10.6	00:23:36.3	00:27:59.9	00:32:31.5	00:42:14.7	00:46:29.8	00:59:27.4
11.		Uhlíř Vojtěch		1983	00:37:33.4	01:02:22.1 +00:07:44.0									
M 31-40		3000m 6000m 9000m 12000m 15000m 18000m 21000m 27000m 30000m 33000m				00:04:46.8	00:09:23.8	00:14:15.9	00:19:20.5	00:23:45.4	00:28:03.1	00:32:34.5	00:42:19.1	00:46:25.7	00:59:33.8
12.		LOUYOT Sylvain		1983	00:38:25.6	01:02:36.6 +00:07:58.5									
M 31-40		3000m 6000m 9000m 12000m 15000m 18000m 21000m 27000m 30000m 33000m				00:05:11.8	00:10:06.9	00:15:00.7	00:19:47.4	00:24:18.2	00:28:49.2	00:33:22.5	00:43:11.9	00:47:28.6	00:59:47.9
13.		Bethke Slawomir SISI-OWB rowertour.com		1989	00:35:49.4	01:02:45.8 +00:08:07.7									
M 31-40		3000m 6000m 9000m 12000m 15000m 18000m 21000m 27000m 30000m 33000m				00:04:39.0	00:09:10.7	00:13:46.8	00:18:15.4	00:22:26.1	00:26:38.8	00:31:01.4	00:40:21.6	00:44:28.2	00:59:48.7
14.		Wossink Mark		1984	00:37:21.8	01:02:50.4 +00:08:12.3									
M 31-40		3000m 6000m 9000m 12000m 15000m 18000m 21000m 27000m 30000m 33000m				00:04:58.8	00:09:42.9	00:14:27.6	00:19:01.4	00:23:15.1	00:27:44.0	00:32:16.6	00:42:11.8	00:46:31.7	00:59:59.9



Stage 13 - Muros - Miradoiro do Ézaro

M 31-40

Start time UTC: 18:00:00

Rank cat	Jersey	Name	CoR	DoB	INT1	Finishtime									
15.		Leenders Bennie		1984	00:38:09.0	01:03:05.6 +00:08:27.5									
M 31-40		3000m 6000m 9000m 12000m 15000m 18000m 21000m 27000m 30000m 33000m				00:04:31.8	00:09:17.0	00:14:00.9	00:18:47.5	00:23:23.3	00:28:02.9	00:32:58.4	00:43:04.1	00:47:38.7	01:00:09.9
16.		Fender Frederic		1985	00:38:02.4	01:03:12.6 +00:08:34.5									
M 31-40		3000m 6000m 9000m 12000m 15000m 18000m 21000m 27000m 30000m 33000m				00:05:01.9	00:09:55.9	00:14:49.9	00:19:28.3	00:24:04.0	00:28:27.0	00:33:09.5	00:42:41.9	00:47:01.5	01:00:17.6
17.		Birecki Mateusz		1989	00:37:13.4	01:03:16.9 +00:08:38.9									
M 31-40		3000m 6000m 9000m 12000m 15000m 18000m 21000m 27000m 30000m 33000m				00:04:41.7	00:09:35.6	00:14:40.9	00:19:27.6	00:23:49.3	00:28:00.8	00:32:28.3	00:41:49.8	00:45:50.6	00:59:59.6
18.		Polasek Petr		1989	00:38:27.3	01:03:45.8 +00:09:07.7									
M 31-40		3000m 6000m 9000m 12000m 15000m 18000m 21000m 27000m 30000m 33000m				00:05:00.1	00:09:55.9	00:14:43.5	00:19:27.4	00:24:00.4	00:28:34.9	00:33:19.4	00:43:24.1	00:47:45.7	01:00:58.7
19.		Žitek Ondřej		1987	00:39:09.4	01:04:01.9 +00:09:23.8									
M 31-40		3000m 6000m 9000m 12000m 15000m 18000m 21000m 27000m 30000m 33000m				00:04:48.9	00:09:42.1	00:14:45.9	00:19:45.5	00:24:21.5	00:28:59.0	00:33:53.6	00:43:59.1	00:48:28.8	01:01:12.5
20.		piair Pj		1980	00:37:06.9	01:04:19.3 +00:09:41.2									
M 31-40		3000m 6000m 9000m 12000m 15000m 18000m 21000m 27000m 30000m 33000m				00:04:25.0	00:08:51.8	00:13:26.5	00:18:04.3	00:22:22.9	00:26:55.5	00:31:44.6	00:42:08.0	00:46:41.9	01:01:17.0
21.		Stoop Floris		1987	00:37:46.2	01:04:21.1 +00:09:43.0									
M 31-40		3000m 6000m 9000m 12000m 15000m 18000m 21000m 27000m 30000m 33000m				00:04:57.8	00:09:48.7	00:14:39.9	00:19:23.5	00:23:39.4	00:28:03.1	00:32:40.3	00:42:37.1	00:46:48.8	01:01:24.7
22.		Bena Capitaine		1987	00:40:45.3	01:04:40.3 +00:10:02.2									
M 31-40		3000m 6000m 9000m 12000m 15000m 18000m 21000m 27000m 30000m 33000m				00:08:22.5	00:13:02.5	00:17:57.5	00:22:37.9	00:27:06.0	00:31:27.3	00:35:52.1	00:45:25.2	00:49:46.0	01:02:01.1
23.		Roskosz Robert		1988	00:39:50.6	01:04:49.4 +00:10:11.3									
M 31-40		3000m 6000m 9000m 12000m 15000m 18000m 21000m 27000m 30000m 33000m				00:05:28.8	00:10:33.9	00:15:49.0	00:20:44.7	00:25:22.4	00:30:01.3	00:34:44.8	00:44:38.2	00:49:16.1	01:02:00.9
24.		Di Cristo Giuseppe		1982	00:37:30.6	01:04:58.2 +00:10:20.1									
M 31-40		3000m 6000m 9000m 12000m 15000m 18000m 21000m 27000m 30000m 33000m				00:04:50.0	00:09:28.8	00:14:10.5	00:18:54.2	00:23:13.2	00:27:40.7	00:32:30.4	00:42:33.9	00:46:48.8	01:01:51.9
25.		Jonas David		1981	00:38:38.9	01:05:04.9 +00:10:26.8									
M 31-40		3000m 6000m 9000m 12000m 15000m 18000m 21000m 27000m 30000m 33000m				00:05:17.8	00:10:21.9	00:15:20.0	00:20:05.7	00:24:33.3	00:28:58.0	00:33:29.8	00:43:29.9	00:47:46.0	01:02:10.9
26.		Gamito Bruno		1983	00:39:51.1	01:05:23.0 +00:10:44.9									
M 31-40		3000m 6000m 9000m 12000m 15000m 18000m 21000m 27000m 30000m 33000m				00:05:04.8	00:10:11.8	00:15:24.8	00:20:34.8	00:25:21.6	00:30:03.2	00:34:43.8	00:44:41.1	00:49:13.7	01:02:20.3
27.		Ivančič Marko		1982	00:38:48.2	01:05:58.6 +00:11:20.5									
M 31-40		3000m 6000m 9000m 12000m 15000m 18000m 21000m 27000m 30000m 33000m				00:04:42.8	00:09:46.0	00:14:45.5	00:19:35.6	00:24:24.2	00:29:05.1	00:33:48.8	00:43:42.3	00:48:20.9	01:02:37.1
28.		Prion Jean Maurice		1987	00:40:05.3	01:06:08.9 +00:11:30.8									
M 31-40		3000m 6000m 9000m 12000m 15000m 18000m 21000m 27000m 30000m 33000m				00:05:31.2	00:10:39.1	00:15:47.4	00:20:45.2	00:25:25.5	00:29:58.7	00:34:46.1	00:45:02.7	00:49:22.3	01:03:06.3

LA VUELTA VIRTUAL PARTNER **ROUVY**



Brought to you by SKODA

Stage 13 - Muros - Miradoiro do Ézaro

M 31-40

Start time UTC: 18:00:00

Rank cat	Jersey	Name	CoR	DoB	INT1	Finishtime									
29.		M-ski Mariusz STC Sokołów Podlaski		1986	00:36:33.8	01:06:10.5 +00:11:32.4									
M 31-40		3000m 6000m 9000m 12000m 15000m 18000m 21000m 27000m 30000m 33000m				00:04:38.8	00:09:17.0	00:14:05.8	00:18:50.3	00:22:59.3	00:27:10.7	00:31:43.5	00:41:14.9	00:45:13.2	01:02:34.2
30.		Faria Ricardo		1980	00:40:01.3	01:06:31.8 +00:11:53.7									
M 31-40		3000m 6000m 9000m 12000m 15000m 18000m 21000m 27000m 30000m 33000m				00:04:57.1	00:09:59.0	00:15:10.8	00:20:14.8	00:25:03.3	00:29:46.1	00:34:43.7	00:45:07.5	00:49:47.9	01:03:28.4
31.		Markelj Matjaž		1982	00:39:31.0	01:06:37.5 +00:11:59.5									
M 31-40		3000m 6000m 9000m 12000m 15000m 18000m 21000m 27000m 30000m 33000m				00:04:46.6	00:09:47.7	00:14:51.7	00:19:48.3	00:24:34.1	00:29:10.1	00:34:12.7	00:44:34.2	00:49:16.8	01:03:31.5
32.		Swanton Stephen		1983	00:38:06.8	01:06:38.8 +00:12:00.8									
M 31-40		3000m 6000m 9000m 12000m 15000m 18000m 21000m 27000m 30000m 33000m				00:04:55.0	00:09:50.8	00:14:50.6	00:19:44.8	00:24:06.3	00:28:24.8	00:33:04.8	00:42:52.9	00:46:57.6	01:03:02.1
33.		Gusarov Yury		1980	00:40:31.5	01:06:55.4 +00:12:17.3									
M 31-40		3000m 6000m 9000m 12000m 15000m 18000m 21000m 27000m 30000m 33000m				00:05:43.2	00:10:57.0	00:16:05.4	00:21:05.6	00:25:45.5	00:30:22.2	00:35:16.0	00:45:30.3	00:50:03.0	01:03:59.1
34.		H Harold		1989	00:40:32.6	01:06:56.4 +00:12:18.3									
M 31-40		3000m 6000m 9000m 12000m 15000m 18000m 21000m 27000m 30000m 33000m				00:05:19.1	00:10:34.0	00:15:48.1	00:20:47.7	00:25:34.3	00:30:19.1	00:35:14.1	00:45:39.3	00:50:18.1	01:03:59.1
35.		Březovský Adam		1984	00:40:20.9	01:06:59.1 +00:12:21.0									
M 31-40		3000m 6000m 9000m 12000m 15000m 18000m 21000m 27000m 30000m 33000m				00:05:10.1	00:10:20.9	00:15:29.6	00:20:28.4	00:25:11.4	00:29:56.3	00:34:52.6	00:45:36.2	00:50:23.4	01:03:59.3
36.		Buttle David		1986	00:39:38.1	01:07:01.1 +00:12:23.0									
M 31-40		3000m 6000m 9000m 12000m 15000m 18000m 21000m 27000m 30000m 33000m				00:05:16.1	00:10:25.0	00:15:28.0	00:20:20.3	00:24:52.4	00:29:31.9	00:34:22.8	00:44:39.9	00:49:16.8	01:03:59.2
37.		Pot Matthijs		1984	00:41:02.4	01:07:09.4 +00:12:31.3									
M 31-40		3000m 6000m 9000m 12000m 15000m 18000m 21000m 27000m 30000m 33000m				00:05:21.0	00:10:30.2	00:15:52.7	00:20:52.4	00:25:42.4	00:30:34.2	00:35:30.0	00:46:06.3	00:50:50.2	01:04:23.2
38.		Hable Krispin		1980	00:41:08.5	01:07:33.1 +00:12:55.0									
M 31-40		3000m 6000m 9000m 12000m 15000m 18000m 21000m 27000m 30000m 33000m				00:05:08.9	00:10:26.2	00:15:41.7	00:20:53.0	00:25:42.6	00:30:37.4	00:35:39.2	00:46:15.7	00:50:58.5	01:04:33.5
39.		W Martin		1986	00:41:01.6	01:07:34.8 +00:12:56.7									
M 31-40		3000m 6000m 9000m 12000m 15000m 18000m 21000m 27000m 30000m 33000m				00:05:12.1	00:10:25.0	00:15:34.7	00:20:43.0	00:25:36.4	00:30:30.4	00:35:35.1	00:46:33.4	00:51:20.3	01:04:26.5
40.		Williamson Andrew HardGrafters		1989	00:43:04.4	01:08:14.4 +00:13:36.3									
M 31-40		3000m 6000m 9000m 12000m 15000m 18000m 21000m 27000m 30000m 33000m				00:05:35.2	00:11:06.0	00:16:49.2	00:22:18.0	00:27:17.9	00:32:15.4	00:37:22.9	00:48:15.8	00:53:03.7	01:05:26.5
41.		Shrd Yohann		1981	00:43:31.5	01:08:21.0 +00:13:42.9									
M 31-40		3000m 6000m 9000m 12000m 15000m 18000m 21000m 27000m 30000m 33000m				00:05:36.9	00:10:57.2	00:16:17.0	00:21:32.6	00:26:49.8	00:32:04.6	00:37:31.4	00:49:15.1	00:54:38.7	01:05:59.5
42.		Janovský Jirka		1985	00:40:06.0	01:08:50.1 +00:14:12.0									
M 31-40		3000m 6000m 9000m 12000m 15000m 18000m 21000m 27000m 30000m 33000m				00:05:14.8	00:10:25.8	00:15:35.9	00:20:36.8	00:25:16.2	00:29:52.0	00:34:45.9	00:45:08.2	00:49:36.7	01:05:26.1

LA VUELTA

VIRTUAL PARTNER

ROUVY

Santini

We Love Cycling

Brought to you by ŠKODA

Stage 13 - Muros - Miradoiro do Ézaro

M 31-40

Start time UTC: 18:00:00

Rank cat	Jersey	Name	CoR	DoB	INT1	Finishtime					
43.		Chendid Marouane		1983	00:41:01.7	01:08:57.4	+00:14:19.3				
M 31-40		3000m 00:05:08.9	6000m 00:10:16.6	9000m 00:15:39.5	12000m 00:20:35.5	15000m 00:25:25.2	18000m 00:30:13.1	21000m 00:35:14.4	27000m 00:46:25.3	30000m 00:51:04.9	33000m 01:05:49.5
44.		Rosa Sebastian Rosa		1989	00:42:47.8	01:09:51.6	+00:15:13.5				
M 31-40		3000m 00:05:26.0	6000m 00:11:03.2	9000m 00:16:33.8	12000m 00:21:49.8	15000m 00:26:55.5	18000m 00:31:51.3	21000m 00:37:04.0	27000m 00:48:18.5	30000m 00:52:59.2	33000m 01:06:53.7
45.		Tovaryš Jindřich		1988	00:42:00.5	01:10:14.0	+00:15:35.9				
M 31-40		3000m 00:05:18.1	6000m 00:10:45.9	9000m 00:16:12.9	12000m 00:21:27.7	15000m 00:26:21.4	18000m 00:31:12.1	21000m 00:36:26.1	27000m 00:47:10.6	30000m 00:51:54.4	33000m 01:07:14.7
46.		Reis Hugo		1982	00:43:23.9	01:10:45.5	+00:16:07.4				
M 31-40		3000m 00:05:37.2	6000m 00:11:11.1	9000m 00:16:49.2	12000m 00:22:20.1	15000m 00:27:24.8	18000m 00:32:26.7	21000m 00:37:42.3	27000m 00:48:41.9	30000m 00:53:39.8	33000m 01:07:41.7
47.		Vajthauzer Matej		1982	00:41:05.0	01:10:55.1	+00:16:17.0				
M 31-40		3000m 00:05:21.9	6000m 00:10:34.1	9000m 00:15:57.9	12000m 00:21:04.8	15000m 00:25:51.4	18000m 00:30:34.5	21000m 00:35:34.1	27000m 00:46:26.9	30000m 00:51:14.2	33000m 01:07:24.9
48.		Merle SebastienMerle		1980	00:42:51.1	01:11:04.9	+00:16:26.8				
M 31-40		3000m 00:06:36.1	6000m 00:11:52.3	9000m 00:17:19.3	12000m 00:22:29.1	15000m 00:27:31.6	18000m 00:32:21.6	21000m 00:37:20.9	27000m 00:48:02.9	30000m 00:52:57.7	33000m 01:07:48.0
49.		OnWheels Wouter		1982	00:43:48.3	01:11:04.9	+00:16:26.8				
M 31-40		3000m 00:10:03.9	6000m 00:14:56.7	9000m 00:19:58.4	12000m 00:24:48.3	15000m 00:29:10.2	18000m 00:33:54.5	21000m 00:38:36.5	27000m 00:48:41.7	30000m 00:53:00.3	33000m 01:07:44.7
50.		Cross Graeme		1980	00:41:52.0	01:11:15.6	+00:16:37.5				
M 31-40		3000m 00:05:24.9	6000m 00:10:52.3	9000m 00:16:19.1	12000m 00:21:37.4	15000m 00:26:30.5	18000m 00:31:18.2	21000m 00:36:19.0	27000m 00:47:08.5	30000m 00:51:52.2	33000m 01:07:53.1
51.		Zdun Maciej		1981	00:40:52.1	01:11:38.5	+00:17:00.4				
M 31-40		3000m 00:05:02.1	6000m 00:10:18.7	9000m 00:15:44.8	12000m 00:21:04.8	15000m 00:25:43.5	18000m 00:30:22.4	21000m 00:35:25.9	27000m 00:46:10.3	30000m 00:50:36.2	33000m 01:08:05.8
52.		Rost Andreas		1982	00:44:08.6	01:11:39.0	+00:17:00.9				
M 31-40		3000m 00:06:03.2	6000m 00:11:45.5	9000m 00:17:23.0	12000m 00:22:41.2	15000m 00:27:54.6	18000m 00:32:58.6	21000m 00:38:19.4	27000m 00:49:28.9	30000m 00:54:32.9	33000m 01:08:36.1
53.		Wolski Marek		1989	00:43:27.7	01:11:53.1	+00:17:15.0				
M 31-40		3000m 00:05:43.6	6000m 00:11:13.9	9000m 00:16:46.5	12000m 00:22:05.8	15000m 00:27:15.3	18000m 00:32:19.1	21000m 00:37:41.6	27000m 00:48:51.6	30000m 00:53:48.2	33000m 01:08:37.6
54.		Kaschke Christopher		1984	00:42:45.8	01:12:01.3	+00:17:23.2				
M 31-40		3000m 00:05:25.9	6000m 00:10:39.0	9000m 00:16:01.9	12000m 00:21:21.7	15000m 00:26:25.9	18000m 00:31:36.4	21000m 00:36:51.0	27000m 00:48:11.7	30000m 00:53:11.7	33000m 01:08:47.2
55.		Hrvojic Mirko		1980	00:41:18.0	01:13:01.8	+00:18:23.7				
M 31-40		3000m 00:05:25.1	6000m 00:10:40.0	9000m 00:15:55.8	12000m 00:20:55.8	15000m 00:25:40.7	18000m 00:30:26.1	21000m 00:35:30.1	27000m 00:46:42.8	30000m 00:51:33.5	33000m 01:09:14.3
56.		Piesik Patryk		1986	00:39:19.7	01:13:24.6	+00:18:46.5				
M 31-40		3000m 00:05:01.9	6000m 00:09:56.8	9000m 00:15:02.0	12000m 00:19:59.4	15000m 00:24:31.2	18000m 00:29:04.9	21000m 00:33:56.8	27000m 00:44:35.3	30000m 00:48:59.6	33000m 01:08:56.2

LA VUELTA

VIRTUAL PARTNER

ROUVY

Santini

We Love Cycling

Brought to you by SKODA

Stage 13 - Muros - Miradoiro do Ézaro

M 31-40

Start time UTC: 18:00:00

Rank cat	Jersey	Name	CoR	DoB	INT1	Finishtime	
57.		-Gamito -Rui Juventude Atlético Clube		1981	00:43:33.7	01:13:29.6	+00:18:51.5
M 31-40		3000m 6000m 9000m 12000m 15000m 18000m 21000m 27000m 30000m 33000m		00:05:19.8 00:10:42.1 00:16:19.8 00:21:38.7 00:27:02.5 00:32:07.4 00:37:46.0 00:49:08.1 00:54:04.7 01:09:56.1			
58.		Baláš Honza TTC Olomouc		1980	00:45:44.3	01:13:43.2	+00:19:05.1
M 31-40		3000m 6000m 9000m 12000m 15000m 18000m 21000m 27000m 30000m 33000m		00:06:25.2 00:12:01.2 00:17:35.3 00:24:17.2 00:29:24.0 00:34:28.7 00:39:48.5 00:51:14.3 00:56:04.8 01:10:24.4			
59.		Libra Mirek NOVATOP BIKE Team		1989	00:41:34.1	01:13:43.3	+00:19:05.2
M 31-40		3000m 6000m 9000m 12000m 15000m 18000m 21000m 27000m 30000m 33000m		00:05:13.2 00:10:12.2 00:15:18.9 00:20:25.7 00:25:11.6 00:30:16.4 00:35:26.0 00:46:49.6 00:51:46.6 01:10:08.6			
60.		DRITSCH Nicolas		1980	00:44:22.4	01:14:02.6	+00:19:24.5
M 31-40		3000m 6000m 9000m 12000m 15000m 18000m 21000m 27000m 30000m 33000m		00:05:42.9 00:11:23.0 00:17:07.2 00:22:30.8 00:27:35.9 00:32:54.6 00:38:19.1 00:49:56.2 00:54:56.7 01:10:36.4			
61.		Tincu Razvan Bike FM		1981	00:44:55.7	01:14:11.0	+00:19:33.0
M 31-40		3000m 6000m 9000m 12000m 15000m 18000m 21000m 27000m 30000m 33000m		00:05:52.9 00:11:47.2 00:17:49.2 00:23:23.1 00:28:57.1 00:33:55.5 00:39:10.6 00:50:08.0 00:54:50.8 01:10:53.6			
62.		Treutler Michael		1984	00:43:23.2	01:14:17.1	+00:19:39.0
M 31-40		3000m 6000m 9000m 12000m 15000m 18000m 21000m 27000m 30000m 33000m		00:05:52.1 00:11:22.4 00:17:24.4 00:22:56.1 00:27:32.6 00:32:25.6 00:37:34.3 00:48:57.2 00:53:16.4 01:10:33.4			
63.		C Nelson		1980	00:44:21.1	01:14:19.8	+00:19:41.7
M 31-40		3000m 6000m 9000m 12000m 15000m 18000m 21000m 27000m 30000m 33000m		00:05:46.3 00:11:54.1 00:17:49.0 00:23:14.2 00:28:14.1 00:33:12.6 00:38:39.4 00:49:59.2 00:55:03.7 01:10:59.3			
64.		Matoušek Tomáš		1984	00:43:38.4	01:14:23.2	+00:19:45.2
M 31-40		3000m 6000m 9000m 12000m 15000m 18000m 21000m 27000m 30000m 33000m		00:06:07.1 00:11:56.3 00:17:27.4 00:22:43.1 00:27:39.6 00:32:37.5 00:37:57.2 00:49:02.8 00:54:02.8 01:10:54.5			
65.		Escaros-Buechsel Frank		1984	00:48:25.7	01:14:46.4	+00:20:08.3
M 31-40		3000m 6000m 9000m 12000m 15000m 18000m 21000m 27000m 30000m 33000m		00:07:14.6 00:13:33.7 00:19:38.7 00:25:29.4 00:31:05.4 00:36:29.4 00:42:17.2 00:54:00.8 00:58:58.5 01:11:52.9			
66.		Dorsch Thomas		1989	00:45:18.8	01:15:19.3	+00:20:41.2
M 31-40		3000m 6000m 9000m 12000m 15000m 18000m 21000m 27000m 30000m 33000m		00:05:51.1 00:11:50.3 00:17:44.2 00:23:26.4 00:28:40.0 00:33:53.5 00:39:19.2 00:50:57.2 00:56:03.9 01:11:57.7			
67.		NEAUPORT ROMAIN O2 Feel		1984	00:43:32.5	01:15:26.6	+00:20:48.5
M 31-40		3000m 6000m 9000m 12000m 15000m 18000m 21000m 27000m 30000m 33000m		00:05:38.0 00:11:03.2 00:16:36.8 00:21:56.6 00:27:00.6 00:32:09.2 00:37:28.9 00:49:07.9 00:54:29.6 01:11:43.6			
68.		Delahunty Brian		1981	00:45:16.8	01:15:37.4	+00:20:59.4
M 31-40		3000m 6000m 9000m 12000m 15000m 18000m 21000m 27000m 30000m 33000m		00:05:37.3 00:11:27.2 00:17:15.2 00:22:50.2 00:28:07.1 00:33:26.6 00:39:04.5 00:51:07.5 00:56:26.2 01:12:04.0			
69.		Skubla Marian		1983	00:44:19.1	01:16:41.2	+00:22:03.1
M 31-40		3000m 6000m 9000m 12000m 15000m 18000m 21000m 27000m 30000m 33000m		00:05:33.2 00:11:22.0 00:17:04.0 00:22:40.1 00:27:54.0 00:33:01.7 00:38:28.1 00:49:53.8 00:54:47.0 01:12:48.9			
70.		Rafael Munoz		1982	00:44:24.3	01:17:27.8	+00:22:49.7
M 31-40		3000m 6000m 9000m 12000m 15000m 18000m 21000m 27000m 30000m 33000m		00:05:28.0 00:10:53.8 00:16:40.7 00:22:11.8 00:27:20.6 00:32:37.1 00:38:15.0 00:50:17.8 00:55:37.4 01:13:45.2			



Stage 13 - Muros - Miradoiro do Ézaro

M 31-40

Start time UTC: 18:00:00

Rank cat	Jersey	Name	CoR	DoB	INT1	Finishtime					
71.		Fichna Marco		1983	00:47:59.9	01:19:07.8	+00:24:29.7				
M 31-40		3000m 00:06:51.2	6000m 00:13:48.4	9000m 00:19:16.4	12000m 00:25:33.6	15000m 00:30:31.3	18000m 00:36:58.1	21000m 00:42:22.2	27000m 00:54:31.8	30000m 00:59:10.7	33000m 01:15:48.1
72.		mori mirco		1986	00:48:12.3	01:19:24.4	+00:24:46.4				
M 31-40		3000m 00:06:20.1	6000m 00:12:34.5	9000m 00:18:41.4	12000m 00:24:38.3	15000m 00:30:17.0	18000m 00:35:53.0	21000m 00:41:38.9	27000m 00:54:26.4	30000m 01:00:09.7	33000m 01:15:54.2
73.		Botha -Daniel Mark		1986	00:48:09.3	01:19:28.2	+00:24:50.1				
M 31-40		3000m 00:07:35.5	6000m 00:14:12.5	9000m 00:20:17.8	12000m 00:26:05.3	15000m 00:31:25.3	18000m 00:36:38.1	21000m 00:42:08.7	27000m 00:53:39.8	30000m 00:58:39.3	33000m 01:15:57.7
74.		Conception Thomas		1989	00:47:23.3	01:19:43.4	+00:25:05.3				
M 31-40		3000m 00:05:57.3	6000m 00:12:27.1	9000m 00:18:42.5	12000m 00:24:31.3	15000m 00:29:52.1	18000m 00:35:13.9	21000m 00:41:05.7	27000m 00:53:17.5	30000m 00:58:28.3	33000m 01:16:10.1
75.		Velázquez Sergio		1988	00:49:30.0	01:20:12.7	+00:25:34.6				
M 31-40		3000m 00:06:08.1	6000m 00:12:25.1	9000m 00:18:53.2	12000m 00:25:16.5	15000m 00:31:09.5	18000m 00:36:45.8	21000m 00:42:45.1	27000m 00:55:43.9	30000m 01:01:09.0	33000m 01:16:49.2
76.		Bergamotta Gennaro		1985	00:44:52.0	01:20:18.6	+00:25:40.5				
M 31-40		3000m 00:05:43.0	6000m 00:11:46.3	9000m 00:17:41.1	12000m 00:23:16.3	15000m 00:28:30.8	18000m 00:33:27.8	21000m 00:38:56.0	27000m 00:50:35.1	30000m 00:55:21.7	33000m 01:16:13.9
77.		Romao -Paulo		1980	00:46:58.3	01:20:51.3	+00:26:13.2				
M 31-40		3000m 00:06:08.3	6000m 00:12:05.0	9000m 00:18:19.2	12000m 00:24:03.3	15000m 00:29:25.9	18000m 00:34:38.6	21000m 00:40:35.4	27000m 00:53:25.7	30000m 00:59:08.2	33000m 01:17:06.2
78.		Kolomicenko Jakub		1988	00:46:19.4	01:21:47.9	+00:27:09.8				
M 31-40		3000m 00:05:50.2	6000m 00:11:36.2	9000m 00:18:59.4	12000m 00:24:26.3	15000m 00:29:40.1	18000m 00:34:41.8	21000m 00:40:11.5	27000m 00:52:10.5	30000m 00:56:59.2	33000m 01:16:39.0
79.		Bienias Łukasz		1984	00:47:17.4	01:22:25.0	+00:27:46.9				
M 31-40		3000m 00:05:53.2	6000m 00:11:53.3	9000m 00:18:14.3	12000m 00:24:12.4	15000m 00:29:41.9	18000m 00:35:04.9	21000m 00:41:05.5	27000m 00:53:10.7	30000m 00:58:12.4	33000m 01:18:52.3
80.		Manasek Lukas		1980	00:48:09.8	01:23:35.6	+00:28:57.5				
M 31-40		3000m 00:06:23.2	6000m 00:12:56.4	9000m 00:19:24.4	12000m 00:25:24.5	15000m 00:31:02.2	18000m 00:36:18.1	21000m 00:41:59.1	27000m 00:54:12.6	30000m 00:59:29.5	33000m 01:19:28.3
81.		Neugebauer Christopher		1987	00:59:21.4	01:24:07.0	+00:29:28.9				
M 31-40		3000m 00:25:08.5	6000m 00:30:26.1	9000m 00:35:25.7	12000m 00:40:20.7	15000m 00:44:55.4	18000m 00:49:31.9	21000m 00:54:14.6	27000m 01:04:03.3	30000m 01:08:28.1	33000m 01:21:13.6
82.		Terra Javi		1987	00:58:42.8	01:39:43.4	+00:45:05.3				
M 31-40		3000m 00:12:42.5	6000m 00:20:05.9	9000m 00:26:51.9	12000m 00:33:18.7	15000m 00:39:21.5	18000m 00:45:14.7	21000m 00:51:36.8	27000m 01:05:23.1	30000m 01:10:58.9	33000m 01:35:28.7
		Wishart David		1985	00:39:27.5	DNF					
M 31-40		3000m 00:05:02.8	6000m 00:10:03.2	9000m 00:15:05.8	12000m 00:19:58.4	15000m 00:24:39.5	18000m 00:29:18.2	21000m 00:34:11.6	27000m	30000m	33000m
		Fernández Fernández David		1987		DNF					
M 31-40		3000m	6000m	9000m	12000m	15000m	18000m	21000m	27000m	30000m	33000m









LA VUELTA VIRTUAL PARTNER **ROUVY**



Stage 13 - Muros - Miradoiro do Ézaro

M 31-40

Start time UTC: 18:00:00

Rank cat	Jersey	Name	CoR	DoB	INT1	Finishtime					
M 31-40		Ciclo Oscar		1984		DNF					
				Username ciclopedia_7							
		3000m	6000m	9000m	12000m	15000m	18000m	21000m	27000m	30000m	33000m
		00:07:37.6	00:14:13.7	00:20:15.8	00:26:33.7	00:32:29.6	00:38:36.5				
M 31-40		asselin keven		1987		DNF					
				Username elmuertex							
		3000m	6000m	9000m	12000m	15000m	18000m	21000m	27000m	30000m	33000m
		00:06:43.6	00:12:53.6	00:18:57.3	00:24:58.7	00:31:01.5	00:37:05.1	00:43:30.1			
M 31-40		Simboli Nicola		1982	00:44:17.9	DNF					
				Username n.simboli							
		3000m	6000m	9000m	12000m	15000m	18000m	21000m	27000m	30000m	33000m
		00:07:21.6	00:12:22.6	00:17:35.2	00:22:44.1	00:27:37.9	00:32:43.3	00:38:01.4	00:49:59.3	00:55:02.7	
M 31-40		Green Ingo		1987	00:51:23.3	DNF					
				Username ingogreen							
		3000m	6000m	9000m	12000m	15000m	18000m	21000m	27000m	30000m	33000m
		00:05:56.1	00:12:40.4	00:19:37.1	00:26:07.3	00:32:33.5	00:38:40.4	00:44:37.3	00:57:47.0	01:03:25.1	



Brought to you by 

Stage 13 - Muros - Miradoiro do Ézaro

M 41-50

Start time UTC: 18:00:00

Rank cat	Jersey	Name	CoR	DoB	INT1	Finishtime					
1.		Kopse Igor		1974	00:32:37.0	00:53:23.2 +00:00:00.0					
M 41-50		3000m 00:04:20.9	6000m 00:08:32.7	9000m 00:12:44.7	12000m 00:16:48.3	15000m 00:20:37.7	18000m 00:24:25.3	21000m 00:28:20.8	27000m 00:36:38.2	30000m 00:40:18.6	33000m 00:50:57.4
2.		Hahnenbruch Simon		1977	00:33:56.0	00:55:15.0 +00:01:51.8					
M 41-50		3000m 00:04:23.7	6000m 00:08:47.6	9000m 00:13:08.4	12000m 00:17:23.1	15000m 00:21:22.7	18000m 00:25:20.4	21000m 00:29:31.0	27000m 00:38:09.2	30000m 00:41:58.8	33000m 00:52:51.5
3.		Houška Michal		1978	00:33:48.4	00:55:15.9 +00:01:52.6					
M 41-50		3000m 00:04:40.6	6000m 00:09:09.0	9000m 00:13:36.8	12000m 00:17:44.9	15000m 00:21:30.6	18000m 00:25:21.7	21000m 00:29:23.2	27000m 00:38:02.9	30000m 00:41:41.5	33000m 00:52:51.3
4.		Jean-Philippe LE BIDEAU		1975	00:33:06.2	00:56:12.2 +00:02:48.9					
M 41-50		3000m 00:04:15.6	6000m 00:08:25.5	9000m 00:12:40.5	12000m 00:16:51.9	15000m 00:20:47.9	18000m 00:24:45.6	21000m 00:28:47.9	27000m 00:37:12.9	30000m 00:40:59.4	33000m 00:53:23.8
5.		Steigerwald Volker		1978	00:35:03.1	00:58:35.2 +00:05:12.0					
M 41-50		3000m 00:04:31.7	6000m 00:09:00.5	9000m 00:13:35.4	12000m 00:17:59.0	15000m 00:22:05.0	18000m 00:26:11.4	21000m 00:30:25.2	27000m 00:39:23.6	30000m 00:43:23.2	33000m 00:55:44.8
6.		1977	00:35:04.4	00:59:12.5 +00:05:49.3							
M 41-50		3000m 00:04:24.0	6000m 00:08:50.6	9000m 00:13:18.7	12000m 00:17:43.2	15000m 00:21:52.9	18000m 00:26:00.6	21000m 00:30:25.0	27000m 00:39:39.2	30000m 00:43:47.0	33000m 00:56:34.1
7.		Biggerstaff Darryn		1973	00:36:20.7	00:59:41.7 +00:06:18.5					
M 41-50		3000m 00:04:46.0	6000m 00:09:31.8	9000m 00:14:12.6	12000m 00:18:44.5	15000m 00:22:56.0	18000m 00:27:11.7	21000m 00:31:34.5	27000m 00:40:58.6	30000m 00:45:01.3	33000m 00:56:55.1
8.		Jankowski Pawel		1979	00:37:10.4	00:59:42.4 +00:06:19.2					
M 41-50		3000m 00:04:35.1	6000m 00:09:11.7	9000m 00:13:49.6	12000m 00:18:27.1	15000m 00:23:03.2	18000m 00:27:34.7	21000m 00:32:12.3	27000m 00:41:52.1	30000m 00:46:13.7	33000m 00:57:06.2
9.		Kokosinski Wojtek		1971	00:36:51.9	01:00:26.8 +00:07:03.5					
M 41-50		3000m 00:04:31.8	6000m 00:09:14.8	9000m 00:14:02.6	12000m 00:18:43.3	15000m 00:23:10.2	18000m 00:27:36.6	21000m 00:32:05.5	27000m 00:41:32.6	30000m 00:45:41.7	33000m 00:57:47.2
10.		- jensen -henrik		1973	00:35:46.4	01:00:48.1 +00:07:24.8					
M 41-50		3000m 00:04:52.6	6000m 00:09:38.0	9000m 00:14:17.6	12000m 00:18:46.4	15000m 00:22:51.8	18000m 00:26:55.5	21000m 00:31:09.5	27000m 00:40:09.6	30000m 00:44:12.2	33000m 00:56:27.2
11.		Martini Matus		1979	00:37:21.6	01:00:49.0 +00:07:25.8					
M 41-50		3000m 00:05:02.0	6000m 00:09:56.1	9000m 00:15:00.9	12000m 00:19:36.3	15000m 00:23:50.5	18000m 00:28:14.0	21000m 00:32:34.4	27000m 00:41:48.9	30000m 00:45:54.5	33000m 00:58:08.1
12.		Milata Roman		1974	00:37:47.0	01:00:55.2 +00:07:31.9					
M 41-50		3000m 00:04:51.0	6000m 00:09:44.2	9000m 00:14:41.2	12000m 00:19:20.0	15000m 00:23:48.5	18000m 00:28:17.4	21000m 00:32:52.7	27000m 00:42:38.1	30000m 00:47:07.7	33000m 00:58:16.9
13.		Kompiš Miroslav		1979	00:36:56.7	01:01:07.7 +00:07:44.4					
M 41-50		3000m 00:04:41.7	6000m 00:09:27.6	9000m 00:14:13.7	12000m 00:18:53.3	15000m 00:23:10.9	18000m 00:27:30.7	21000m 00:32:02.2	27000m 00:41:32.8	30000m 00:45:44.6	33000m 00:58:23.1
14.		Durand jean-Christophe		1977	00:37:36.2	01:01:08.7 +00:07:45.5					
M 41-50		3000m 00:04:40.0	6000m 00:09:22.0	9000m 00:14:11.9	12000m 00:18:53.3	15000m 00:23:23.1	18000m 00:27:54.0	21000m 00:32:31.4	27000m 00:42:20.8	30000m 00:46:49.8	33000m 00:58:32.5



Stage 13 - Muros - Miradoiro do Ézaro

M 41-50

Start time UTC: 18:00:00

Rank	cat	Jersey	Name	CoR	DoB	INT1	Finishtime					
15.			goncalves luis		1976	00:36:08.0	01:01:38.9 +00:08:15.7					
M 41-50			3000m 00:04:32.9	6000m 00:09:06.5	9000m 00:13:49.4	12000m 00:18:26.3	15000m 00:22:44.8	18000m 00:27:02.5	21000m 00:31:21.1	27000m 00:40:35.7	30000m 00:44:38.4	33000m 00:58:37.4
16.			Kempainen Jari		1973	00:36:30.4	01:02:13.7 +00:08:50.4					
M 41-50			3000m 00:04:50.9	6000m 00:09:28.8	9000m 00:14:10.8	12000m 00:18:43.5	15000m 00:22:56.1	18000m 00:27:10.9	21000m 00:31:40.3	27000m 00:40:59.5	30000m 00:45:05.6	33000m 00:59:13.6
17.			Sucek Petr Ionilyte GANG		1978	00:38:15.9	01:03:15.9 +00:09:52.7					
M 41-50			3000m 00:04:47.6	6000m 00:09:37.8	9000m 00:14:39.9	12000m 00:19:25.1	15000m 00:23:51.3	18000m 00:28:24.0	21000m 00:33:07.2	27000m 00:43:08.1	30000m 00:47:35.4	33000m 01:00:33.7
18.			Holmes Chris		1979	00:38:48.4	01:03:16.8 +00:09:53.6					
M 41-50			3000m 00:05:00.1	6000m 00:10:04.9	9000m 00:15:06.9	12000m 00:19:53.7	15000m 00:24:19.5	18000m 00:28:52.8	21000m 00:33:36.5	27000m 00:43:42.2	30000m 00:48:15.9	33000m 01:00:34.0
19.			Swiderski Grzegorz		1971	00:37:59.9	01:03:22.9 +00:09:59.7					
M 41-50			3000m 00:04:58.8	6000m 00:09:53.1	9000m 00:14:49.8	12000m 00:19:36.4	15000m 00:24:02.0	18000m 00:28:25.7	21000m 00:33:01.7	27000m 00:42:41.9	30000m 00:46:53.5	33000m 01:00:24.7
20.			Oberli Thomas Trigether		1970	00:38:18.7	01:03:27.5 +00:10:04.2					
M 41-50			3000m 00:04:58.9	6000m 00:09:51.2	9000m 00:14:47.0	12000m 00:19:33.5	15000m 00:24:01.3	18000m 00:28:35.1	21000m 00:33:11.4	27000m 00:43:04.3	30000m 00:47:17.9	33000m 01:00:22.9
21.			Kittelmann Andreas Singer Racing Team		1974	00:39:21.3	01:03:28.8 +00:10:05.5					
M 41-50			3000m 00:05:09.0	6000m 00:10:07.7	9000m 00:15:13.1	12000m 00:20:06.6	15000m 00:24:44.2	18000m 00:29:20.1	21000m 00:34:08.8	27000m 00:44:15.3	30000m 00:48:47.8	33000m 01:00:47.6
22.			Kolorz Grzegorz		1972	00:38:12.7	01:03:36.4 +00:10:13.2					
M 41-50			3000m 00:05:03.0	6000m 00:09:59.0	9000m 00:14:53.5	12000m 00:19:39.7	15000m 00:24:04.9	18000m 00:28:27.6	21000m 00:33:13.5	27000m 00:42:57.9	30000m 00:47:12.7	33000m 01:00:41.9
23.			Skof Peter Rog		1977	00:37:04.8	01:03:49.0 +00:10:25.8					
M 41-50			3000m 00:04:33.0	6000m 00:09:18.8	9000m 00:14:09.8	12000m 00:18:45.1	15000m 00:23:01.9	18000m 00:27:23.6	21000m 00:32:00.4	27000m 00:41:51.8	30000m 00:46:06.5	33000m 01:00:30.9
24.			Galus Jerzy		1971	00:38:00.3	01:03:56.4 +00:10:33.2					
M 41-50			3000m 00:04:56.7	6000m 00:09:49.9	9000m 00:14:45.7	12000m 00:19:29.5	15000m 00:23:57.1	18000m 00:28:24.0	21000m 00:33:01.3	27000m 00:42:49.0	30000m 00:47:11.8	33000m 01:00:48.5
25.			Molina Gustavo Ciclos Florida Team		1971	00:39:53.2	01:04:16.1 +00:10:52.8					
M 41-50			3000m 00:05:59.2	6000m 00:10:57.1	9000m 00:16:07.9	12000m 00:21:05.8	15000m 00:25:41.5	18000m 00:30:18.1	21000m 00:35:01.1	27000m 00:44:38.2	30000m 00:48:45.0	33000m 01:01:31.1
26.			-munevar -juan carlos On-Miles		1976	00:39:46.9	01:04:20.2 +00:10:57.0					
M 41-50			3000m 00:05:00.0	6000m 00:10:07.0	9000m 00:15:13.9	12000m 00:20:05.7	15000m 00:24:52.6	18000m 00:29:35.4	21000m 00:34:29.9	27000m 00:44:43.1	30000m 00:49:21.2	33000m 01:01:40.2
27.			Nazzarri Francesco		1972	00:39:07.1	01:04:21.1 +00:10:57.9					
M 41-50			3000m 00:04:50.1	6000m 00:09:48.1	9000m 00:14:52.9	12000m 00:19:45.7	15000m 00:24:26.5	18000m 00:29:02.1	21000m 00:33:50.7	27000m 00:44:12.4	30000m 00:48:44.8	33000m 01:01:27.1
28.			Pohlen B.		1978	00:36:59.9	01:04:35.1 +00:11:11.9					
M 41-50			3000m 00:04:46.9	6000m 00:09:28.6	9000m 00:14:15.7	12000m 00:18:53.3	15000m 00:23:01.9	18000m 00:27:23.5	21000m 00:31:57.2	27000m 00:41:44.9	30000m 00:46:00.5	33000m 01:01:22.7



Brought to you by SKODA

Stage 13 - Muros - Miradoiro do Ézaro

M 41-50

Start time UTC: 18:00:00

Rank cat	Jersey	Name	CoR	DoB	INT1	Finishtime									
29.		Jenke Matthias		1970	00:38:35.5	01:04:41.4 +00:11:18.1									
M 41-50				Username valdano		3000m	6000m	9000m	12000m	15000m	18000m	21000m	27000m	30000m	33000m
						00:05:12.0	00:10:11.9	00:15:13.5	00:19:58.4	00:24:26.1	00:28:52.8	00:33:32.5	00:43:29.3	00:47:47.8	01:01:49.7
30.		Lopatka Luboslav		1978	00:38:24.3	01:04:56.3 +00:11:33.1									
M 41-50				Username lopo78		3000m	6000m	9000m	12000m	15000m	18000m	21000m	27000m	30000m	33000m
						00:04:56.9	00:09:53.9	00:14:52.9	00:19:43.5	00:24:12.2	00:28:38.8	00:33:20.5	00:43:12.8	00:47:27.7	01:01:51.8
31.		Sancho Jura		1972	00:40:22.9	01:05:20.9 +00:11:57.7									
M 41-50				Username cubes		3000m	6000m	9000m	12000m	15000m	18000m	21000m	27000m	30000m	33000m
						00:05:10.9	00:10:16.9	00:15:29.9	00:20:28.8	00:25:15.7	00:30:02.1	00:34:58.7	00:45:29.5	00:50:12.1	01:02:41.1
32.		Sporis Augustin		1974	00:39:04.5	01:05:29.1 +00:12:05.8									
M 41-50				Username vcycling198		3000m	6000m	9000m	12000m	15000m	18000m	21000m	27000m	30000m	33000m
						00:05:02.7	00:09:54.8	00:14:56.8	00:19:50.5	00:24:24.3	00:29:03.9	00:33:48.7	00:44:02.2	00:48:29.9	01:02:24.7
33.		MALGOUYRES Laurent		1972	00:39:35.1	01:05:34.9 +00:12:11.6									
M 41-50				Username laurent33160		3000m	6000m	9000m	12000m	15000m	18000m	21000m	27000m	30000m	33000m
						00:04:59.9	00:10:07.0	00:15:10.8	00:20:14.6	00:24:58.4	00:29:38.1	00:34:25.8	00:44:28.3	00:48:58.2	01:02:34.1
34.		Schoemaker Alexander		1977	00:39:29.3	01:05:37.3 +00:12:14.1									
M 41-50				Username alexander.schoemaker		3000m	6000m	9000m	12000m	15000m	18000m	21000m	27000m	30000m	33000m
						00:05:11.2	00:10:15.9	00:15:15.6	00:20:05.7	00:24:38.5	00:29:16.1	00:34:07.5	00:44:30.5	00:49:05.9	01:02:46.1
35.		Del Rio Juan		1977	00:40:18.3	01:05:42.1 +00:12:18.9									
M 41-50				Username juandelrio		3000m	6000m	9000m	12000m	15000m	18000m	21000m	27000m	30000m	33000m
						00:05:25.0	00:10:32.7	00:15:39.9	00:20:38.0	00:25:27.5	00:30:09.1	00:34:59.9	00:45:24.6	00:50:00.8	01:02:48.0
36.		Zotter Gernot		1977	00:38:56.5	01:05:49.9 +00:12:26.7									
M 41-50				Username havelaar		3000m	6000m	9000m	12000m	15000m	18000m	21000m	27000m	30000m	33000m
						00:05:23.9	00:10:32.8	00:15:31.7	00:20:20.6	00:24:54.5	00:29:27.0	00:34:01.0	00:43:38.2	00:47:55.9	01:02:18.1
37.		-hocheped -stijn		1973	00:41:44.9	01:06:17.3 +00:12:54.1									
M 41-50				Username stijn1		3000m	6000m	9000m	12000m	15000m	18000m	21000m	27000m	30000m	33000m
						00:06:57.3	00:12:03.6	00:17:11.3	00:22:11.9	00:26:56.9	00:31:40.5	00:36:35.0	00:46:43.6	00:51:19.1	01:03:28.2
38.		BS David		1976	00:41:04.3	01:06:38.3 +00:13:15.1									
M 41-50				Username david_bs		3000m	6000m	9000m	12000m	15000m	18000m	21000m	27000m	30000m	33000m
						00:05:44.1	00:11:03.1	00:16:16.9	00:21:18.9	00:26:03.6	00:30:47.1	00:35:42.8	00:46:04.3	00:50:44.4	01:03:45.4
39.		Schmidt Jens		1976	00:39:49.4	01:06:44.3 +00:13:21.0									
M 41-50				Username schmidt1		3000m	6000m	9000m	12000m	15000m	18000m	21000m	27000m	30000m	33000m
						00:05:06.2	00:10:12.7	00:15:24.5	00:20:27.9	00:25:10.3	00:29:48.9	00:34:42.8	00:44:59.1	00:49:34.1	01:03:45.3
40.		van Baren Gerco		1977	00:39:11.9	01:06:51.1 +00:13:27.9									
M 41-50				Username gcvb		3000m	6000m	9000m	12000m	15000m	18000m	21000m	27000m	30000m	33000m
						00:05:01.0	00:09:53.9	00:15:02.6	00:19:58.8	00:24:29.3	00:29:08.8	00:33:56.8	00:44:17.1	00:48:45.9	01:03:37.1
41.		Christ Laurent		1974	00:40:12.4	01:06:51.8 +00:13:28.6									
M 41-50				Username Christ_laurent		3000m	6000m	9000m	12000m	15000m	18000m	21000m	27000m	30000m	33000m
						00:05:41.9	00:10:47.0	00:15:55.4	00:20:49.6	00:25:29.7	00:30:04.0	00:34:55.1	00:45:06.2	00:49:34.2	01:03:52.0
42.		haddox don		1970	00:39:07.2	01:06:53.5 +00:13:30.3									
M 41-50				Username doninv		3000m	6000m	9000m	12000m	15000m	18000m	21000m	27000m	30000m	33000m
						00:05:07.1	00:10:11.9	00:15:19.8	00:20:14.9	00:24:45.2	00:29:13.9	00:33:58.6	00:44:00.3	00:48:21.8	01:03:51.2



Brought to you by SKODA

Stage 13 - Muros - Miradoiro do Ézaro

M 41-50

Start time UTC: 18:00:00

Rank cat	Jersey	Name	CoR	DoB	INT1	Finishtime									
43.		Schön Bruno Brainroom		1977	00:39:50.6	01:06:56.2 +00:13:33.0									
M 41-50		3000m 6000m 9000m 12000m 15000m 18000m 21000m 27000m 30000m 33000m				00:05:05.8	00:10:07.1	00:15:18.8	00:20:16.6	00:24:57.5	00:29:43.3	00:34:39.9	00:44:50.0	00:49:18.1	01:04:08.3
44.		Garner Fletcher		1979	00:40:47.2	01:07:05.4 +00:13:42.2									
M 41-50		3000m 6000m 9000m 12000m 15000m 18000m 21000m 27000m 30000m 33000m				00:05:03.2	00:10:10.9	00:15:26.9	00:20:30.8	00:25:21.5	00:30:11.4	00:35:12.7	00:46:14.6	00:51:05.3	01:04:12.2
45.		Bartík M. MST Jihlava		1977	00:39:39.2	01:07:18.6 +00:13:55.4									
M 41-50		3000m 6000m 9000m 12000m 15000m 18000m 21000m 27000m 30000m 33000m				00:05:01.1	00:09:58.9	00:15:01.8	00:19:57.4	00:24:37.3	00:29:20.0	00:34:16.8	00:44:44.3	00:49:24.0	01:04:11.1
46.		Lambe Andrew Ilkley CC		1971	00:41:23.1	01:07:29.0 +00:14:05.8									
M 41-50		3000m 6000m 9000m 12000m 15000m 18000m 21000m 27000m 30000m 33000m				00:05:21.0	00:10:44.2	00:16:02.2	00:21:20.9	00:26:25.6	00:31:08.6	00:36:02.9	00:46:23.8	00:51:17.2	01:04:29.6
47.		Pilimon Krzysztof		1970	00:39:34.2	01:07:41.8 +00:14:18.5									
M 41-50		3000m 6000m 9000m 12000m 15000m 18000m 21000m 27000m 30000m 33000m				00:05:19.2	00:10:25.9	00:15:35.6	00:20:28.5	00:24:58.6	00:29:30.2	00:34:16.8	00:44:39.3	00:49:07.9	01:04:21.1
48.		Lategan Frans		1972	00:39:08.2	01:07:52.1 +00:14:28.9									
M 41-50		3000m 6000m 9000m 12000m 15000m 18000m 21000m 27000m 30000m 33000m				00:04:52.8	00:09:53.9	00:15:09.9	00:20:11.4	00:24:38.1	00:28:59.9	00:33:47.7	00:44:00.2	00:48:24.6	01:04:30.5
49.		Nassler Martin TTT		1975	00:40:41.5	01:08:15.5 +00:14:52.3									
M 41-50		3000m 6000m 9000m 12000m 15000m 18000m 21000m 27000m 30000m 33000m				00:05:22.0	00:10:29.0	00:15:43.8	00:20:49.6	00:25:36.6	00:30:20.2	00:35:14.8	00:45:48.4	00:50:28.1	01:05:17.6
50.		DELACOUR Nicolas		1979	00:41:45.1	01:08:18.6 +00:14:55.3									
M 41-50		3000m 6000m 9000m 12000m 15000m 18000m 21000m 27000m 30000m 33000m				00:05:09.0	00:10:33.8	00:16:08.8	00:21:25.7	00:26:09.6	00:31:02.1	00:36:05.9	00:46:57.6	00:51:47.3	01:05:18.8
51.		Berger Markus		1972	00:40:51.1	01:08:22.9 +00:14:59.6									
M 41-50		3000m 6000m 9000m 12000m 15000m 18000m 21000m 27000m 30000m 33000m				00:05:22.2	00:10:29.2	00:15:41.8	00:20:44.7	00:25:48.7	00:30:36.0	00:35:29.7	00:45:58.5	00:50:39.1	01:05:16.4
52.		Procházka Libor		1977	00:40:03.4	01:08:29.3 +00:15:06.0									
M 41-50		3000m 6000m 9000m 12000m 15000m 18000m 21000m 27000m 30000m 33000m				00:05:22.9	00:10:32.1	00:15:45.8	00:20:42.5	00:25:16.4	00:29:56.1	00:34:41.1	00:45:09.2	00:49:38.8	01:05:19.3
53.		--		1975	00:42:29.9	01:08:32.6 +00:15:09.4									
M 41-50		3000m 6000m 9000m 12000m 15000m 18000m 21000m 27000m 30000m 33000m				00:05:50.9	00:11:22.0	00:16:44.9	00:22:05.0	00:27:03.9	00:31:58.4	00:36:58.9	00:47:36.9	00:52:17.6	01:05:41.7
54.		Ser Gr 802TEAM		1978	00:41:01.1	01:08:34.5 +00:15:11.3									
M 41-50		3000m 6000m 9000m 12000m 15000m 18000m 21000m 27000m 30000m 33000m				00:05:28.2	00:10:50.5	00:16:11.3	00:21:11.8	00:25:57.2	00:30:44.5	00:35:38.8	00:46:00.6	00:50:33.1	01:05:30.1
55.		Gardynski Jacek		1974	00:41:30.8	01:08:41.3 +00:15:18.1									
M 41-50		3000m 6000m 9000m 12000m 15000m 18000m 21000m 27000m 30000m 33000m				00:05:32.2	00:10:55.1	00:16:19.8	00:21:29.8	00:26:18.4	00:31:04.2	00:36:00.9	00:46:41.5	00:51:20.2	01:05:45.7
56.		Emery Chris Cheddar Valley		1973	00:40:09.1	01:08:49.2 +00:15:26.0									
M 41-50		3000m 6000m 9000m 12000m 15000m 18000m 21000m 27000m 30000m 33000m				00:05:09.1	00:10:19.1	00:15:28.7	00:20:28.9	00:25:15.5	00:29:56.0	00:34:48.6	00:45:12.4	00:49:43.0	01:05:34.3

LA VUELTA VIRTUAL PARTNER **ROUVY**



Stage 13 - Muros - Miradoiro do Ézaro

M 41-50

Start time UTC: 18:00:00

Rank cat	Jersey	Name	CoR	DoB	INT1	Finishtime										
57.		Salaciński Jacek Pressing Bike-System Ice-Went Team		1972	00:41:05.8	01:09:04.3	+00:15:41.1									
M 41-50							3000m	6000m	9000m	12000m	15000m	18000m	21000m	27000m	30000m	33000m
							00:05:00.7	00:10:18.2	00:15:38.7	00:20:50.6	00:25:37.5	00:30:23.2	00:35:32.0	00:46:16.3	00:50:55.2	01:05:50.5
58.		Hytting Thomas		1972	00:41:12.4	01:09:12.3	+00:15:49.0									
M 41-50							3000m	6000m	9000m	12000m	15000m	18000m	21000m	27000m	30000m	33000m
							00:05:33.0	00:10:48.2	00:16:11.1	00:21:25.8	00:26:16.8	00:30:59.1	00:36:04.2	00:46:23.3	00:50:49.0	01:06:04.9
59.		Pierozynski Arek Orwell Wheelers		1979	00:40:17.9	01:09:19.7	+00:15:56.5									
M 41-50							3000m	6000m	9000m	12000m	15000m	18000m	21000m	27000m	30000m	33000m
							00:05:13.8	00:10:25.0	00:15:55.0	00:20:56.9	00:25:36.5	00:30:10.4	00:34:56.8	00:45:14.5	00:49:46.0	01:05:56.0
60.		JORDA MIQUEL		1970	00:41:53.0	01:09:30.5	+00:16:07.2									
M 41-50							3000m	6000m	9000m	12000m	15000m	18000m	21000m	27000m	30000m	33000m
							00:05:14.8	00:10:31.1	00:16:00.2	00:21:14.5	00:26:14.7	00:31:16.5	00:36:24.0	00:47:05.8	00:51:59.5	01:06:21.8
61.		Garitano Julen Antxintxika T.T.		1975	00:41:54.2	01:09:35.4	+00:16:12.1									
M 41-50							3000m	6000m	9000m	12000m	15000m	18000m	21000m	27000m	30000m	33000m
							00:05:51.9	00:11:12.2	00:16:42.2	00:21:55.1	00:26:44.8	00:31:28.5	00:36:24.0	00:46:54.5	00:51:35.5	01:06:20.9
62.		Dudle Cornel		1975	00:42:53.2	01:09:39.9	+00:16:16.6									
M 41-50							3000m	6000m	9000m	12000m	15000m	18000m	21000m	27000m	30000m	33000m
							00:05:59.1	00:11:39.3	00:17:11.1	00:22:31.0	00:27:26.8	00:32:20.5	00:37:23.3	00:48:03.9	00:52:44.6	01:06:48.9
63.		Ford David		1975	00:41:36.8	01:09:41.9	+00:16:18.7									
M 41-50							3000m	6000m	9000m	12000m	15000m	18000m	21000m	27000m	30000m	33000m
							00:05:06.9	00:10:20.9	00:15:43.8	00:21:01.8	00:26:03.5	00:31:04.3	00:36:11.9	00:46:44.4	00:51:32.4	01:06:03.7
64.		Noel Serge Mikes Bike Shop		1971	00:40:52.2	01:09:43.2	+00:16:20.0									
M 41-50							3000m	6000m	9000m	12000m	15000m	18000m	21000m	27000m	30000m	33000m
							00:05:21.0	00:10:39.9	00:15:58.9	00:21:12.6	00:25:51.5	00:30:29.4	00:35:30.0	00:46:01.6	00:50:31.3	01:06:15.9
65.		Haslwanter Walter Pewag Racing Team		1977	00:42:29.1	01:09:45.9	+00:16:22.7									
M 41-50							3000m	6000m	9000m	12000m	15000m	18000m	21000m	27000m	30000m	33000m
							00:05:55.0	00:11:28.1	00:17:07.1	00:22:18.8	00:27:08.7	00:31:51.3	00:36:53.2	00:47:50.9	00:52:28.3	01:06:40.9
66.		Wolkner Wolfgang wowo		1974	00:42:10.2	01:09:51.8	+00:16:28.6									
M 41-50							3000m	6000m	9000m	12000m	15000m	18000m	21000m	27000m	30000m	33000m
							00:05:20.0	00:10:34.0	00:15:54.7	00:20:59.8	00:26:03.6	00:31:05.2	00:36:15.1	00:47:46.7	00:52:51.5	01:06:32.9
67.		Arnoth Jozsef		1976	00:40:51.6	01:09:54.3	+00:16:31.1									
M 41-50							3000m	6000m	9000m	12000m	15000m	18000m	21000m	27000m	30000m	33000m
							00:05:06.9	00:10:29.3	00:15:52.8	00:20:53.9	00:25:44.7	00:30:31.1	00:35:30.1	00:45:56.6	00:50:39.2	01:06:21.8
68.		Kadleček František		1974	00:40:48.4	01:10:01.4	+00:16:38.2									
M 41-50							3000m	6000m	9000m	12000m	15000m	18000m	21000m	27000m	30000m	33000m
							00:04:56.8	00:10:00.5	00:15:15.6	00:20:20.6	00:25:07.3	00:29:58.2	00:35:03.5	00:46:09.5	00:51:04.2	01:06:33.5
69.		Valenta Pavel		1979	00:40:33.3	01:10:03.9	+00:16:40.7									
M 41-50							3000m	6000m	9000m	12000m	15000m	18000m	21000m	27000m	30000m	33000m
							00:04:54.0	00:09:58.0	00:15:14.0	00:20:15.7	00:25:04.4	00:29:51.2	00:34:58.0	00:45:53.5	00:50:45.2	01:06:35.8
70.		Rodger James ANIMaMils		1978	00:41:29.8	01:10:13.3	+00:16:50.1									
M 41-50							3000m	6000m	9000m	12000m	15000m	18000m	21000m	27000m	30000m	33000m
							00:05:41.1	00:11:04.3	00:16:21.0	00:21:33.8	00:26:29.6	00:31:06.3	00:36:08.1	00:46:21.8	00:50:45.4	01:06:46.0

LA VUELTA

VIRTUAL PARTNER

ROUVY

Santini

We Love Cycling

Brought to you by SKODA

Stage 13 - Muros - Miradoiro do Ézaro

M 41-50

Start time UTC: 18:00:00

Rank cat	Jersey	Name	CoR	DoB	INT1	Finishtime					
71.		Januška Oldřich ROUVY		1973	00:40:50.7	01:10:16.0	+00:16:52.8				
M 41-50		3000m 6000m 9000m 12000m 15000m 18000m 21000m 27000m 30000m 33000m									
		00:05:17.2 00:10:30.2 00:15:53.0 00:20:57.8 00:25:40.6 00:30:25.3 00:35:23.9 00:46:05.6 00:50:36.2 01:06:48.9									
		Username januska									
72.		L. Andrzej		1974	00:41:22.2	01:10:40.8	+00:17:17.5				
M 41-50		3000m 6000m 9000m 12000m 15000m 18000m 21000m 27000m 30000m 33000m									
		00:04:55.9 00:10:11.0 00:15:32.7 00:20:48.7 00:25:35.7 00:30:26.2 00:35:42.2 00:46:43.7 00:51:32.2 01:07:26.9									
		Username andy2000									
73.		Łapiński Radosław		1972	00:41:49.3	01:10:41.8	+00:17:18.6				
M 41-50		3000m 6000m 9000m 12000m 15000m 18000m 21000m 27000m 30000m 33000m									
		00:05:40.2 00:10:59.8 00:16:22.0 00:21:45.9 00:26:28.4 00:31:17.1 00:36:11.1 00:46:46.7 00:51:27.3 01:07:16.6									
		Username radoslaw_lapinski									
74.		Rini Stefano FESTO BSG RAD		1973	00:42:20.4	01:10:46.5	+00:17:23.3				
M 41-50		3000m 6000m 9000m 12000m 15000m 18000m 21000m 27000m 30000m 33000m									
		00:05:31.8 00:10:47.3 00:16:16.9 00:21:33.0 00:26:27.6 00:31:27.5 00:36:38.8 00:47:40.9 00:52:29.6 01:07:34.0									
		Username neno73									
75.		Nel Rocco		1972	00:41:27.9	01:10:51.7	+00:17:28.5				
M 41-50		3000m 6000m 9000m 12000m 15000m 18000m 21000m 27000m 30000m 33000m									
		00:05:26.8 00:10:44.1 00:16:10.9 00:21:31.8 00:26:25.6 00:31:19.1 00:36:15.0 00:46:25.2 00:50:56.9 01:07:40.7									
		Username Rocket17									
76.		Kylar Svatoslav Etriatlon Team		1976	00:42:16.1	01:10:52.2	+00:17:28.9				
M 41-50		3000m 6000m 9000m 12000m 15000m 18000m 21000m 27000m 30000m 33000m									
		00:05:26.1 00:10:54.0 00:16:23.8 00:21:43.9 00:26:39.6 00:31:35.4 00:36:47.1 00:47:27.6 00:52:04.6 01:07:33.9									
		Username kylarsva									
77.		Delassus Eric		1971	00:43:27.1	01:11:13.6	+00:17:50.3				
M 41-50		3000m 6000m 9000m 12000m 15000m 18000m 21000m 27000m 30000m 33000m									
		00:05:37.8 00:11:04.1 00:16:30.8 00:21:52.9 00:26:52.9 00:32:44.7 00:37:47.3 00:48:46.8 00:53:43.6 01:07:54.7									
		Username Riton33									
78.		Hietanen Mika		1970	00:41:28.6	01:11:14.9	+00:17:51.7				
M 41-50		3000m 6000m 9000m 12000m 15000m 18000m 21000m 27000m 30000m 33000m									
		00:05:21.0 00:10:34.9 00:16:05.8 00:21:19.9 00:26:03.8 00:30:49.3 00:35:59.2 00:46:53.8 00:51:34.2 01:07:46.8									
		Username Mika_H									
79.		Becker Michael		1972	00:41:50.4	01:11:31.5	+00:18:08.2				
M 41-50		3000m 6000m 9000m 12000m 15000m 18000m 21000m 27000m 30000m 33000m									
		00:05:51.3 00:10:59.3 00:16:19.7 00:21:24.7 00:26:12.6 00:30:59.3 00:36:08.9 00:47:02.6 00:51:48.3 01:07:56.0									
		Username roughmike									
80.		Mags Karl		1979	00:43:07.6	01:11:33.2	+00:18:10.0				
M 41-50		3000m 6000m 9000m 12000m 15000m 18000m 21000m 27000m 30000m 33000m									
		00:05:31.7 00:11:09.5 00:16:41.7 00:22:05.0 00:27:11.3 00:32:14.0 00:37:31.1 00:48:34.8 00:53:35.5 01:08:29.1									
		Username karlmags									
81.		Getaz Philippe		1977	00:44:26.9	01:11:34.3	+00:18:11.1				
M 41-50		3000m 6000m 9000m 12000m 15000m 18000m 21000m 27000m 30000m 33000m									
		00:06:02.2 00:11:43.0 00:17:17.3 00:22:33.0 00:27:56.9 00:33:09.7 00:38:32.2 00:49:53.1 00:54:59.7 01:08:35.9									
		Username philippe_getaz									
82.		-goossens -peter		1972	00:45:00.4	01:11:54.5	+00:18:31.3				
M 41-50		3000m 6000m 9000m 12000m 15000m 18000m 21000m 27000m 30000m 33000m									
		00:09:04.8 00:14:25.9 00:19:41.7 00:24:54.3 00:29:43.3 00:34:30.0 00:39:33.5 00:50:07.3 00:54:48.7 01:09:04.0									
		Username petergoossens									
83.		Abramczyk Marcel Yanushe Triathlon Team		1977	00:42:59.5	01:11:56.3	+00:18:33.0				
M 41-50		3000m 6000m 9000m 12000m 15000m 18000m 21000m 27000m 30000m 33000m									
		00:05:27.0 00:10:47.2 00:16:10.9 00:21:19.7 00:26:23.6 00:31:29.1 00:36:48.1 00:48:47.7 00:53:48.7 01:08:32.2									
		Username nonim									
84.		Lapalency David		1977	00:42:18.6	01:12:03.4	+00:18:40.1				
M 41-50		3000m 6000m 9000m 12000m 15000m 18000m 21000m 27000m 30000m 33000m									
		00:05:29.2 00:10:48.1 00:16:14.0 00:21:32.9 00:26:32.6 00:31:28.4 00:36:39.1 00:47:44.6 00:52:36.3 01:08:36.3									
		Username auvergnat63									

LA VUELTA VIRTUAL PARTNER **ROUVY**



Stage 13 - Muros - Miradoiro do Ézaro

M 41-50

Start time UTC: 18:00:00

Rank cat	Jersey	Name	CoR	DoB	INT1	Finishtime										
85.		Suba Viktor Subici CZ		1974	00:39:22.0	01:12:11.2	+00:18:48.0									
M 41-50		3000m 6000m 9000m 12000m 15000m 18000m 21000m 27000m 30000m 33000m					00:05:02.1	00:10:03.1	00:15:13.0	00:20:12.5	00:24:35.5	00:29:05.9	00:33:56.6	00:44:29.2	00:48:51.8	01:08:38.2
86.		Mateman André		1976	00:43:32.0	01:12:21.3	+00:18:58.1									
M 41-50		3000m 6000m 9000m 12000m 15000m 18000m 21000m 27000m 30000m 33000m					00:05:50.9	00:11:42.0	00:17:27.3	00:22:51.0	00:27:50.9	00:32:43.3	00:37:54.3	00:48:49.1	00:53:31.7	01:09:12.4
87.		Nemec Vladimir		1976	00:42:19.0	01:12:25.1	+00:19:01.8									
M 41-50		3000m 6000m 9000m 12000m 15000m 18000m 21000m 27000m 30000m 33000m					00:06:02.0	00:11:48.5	00:17:25.2	00:22:38.3	00:27:18.5	00:31:58.5	00:36:59.1	00:47:20.8	00:51:42.4	01:08:51.2
88.		Janssen Pascal		1973	00:41:20.4	01:12:26.0	+00:19:02.8									
M 41-50		3000m 6000m 9000m 12000m 15000m 18000m 21000m 27000m 30000m 33000m					00:05:31.0	00:10:32.9	00:15:40.9	00:20:44.7	00:25:35.4	00:30:25.4	00:35:38.0	00:46:51.7	00:51:41.4	01:08:43.9
89.		Magnon Jean-Christophe Lapinus Cretinus		1977	00:44:45.6	01:12:45.1	+00:19:21.9									
M 41-50		3000m 6000m 9000m 12000m 15000m 18000m 21000m 27000m 30000m 33000m					00:05:48.3	00:11:37.0	00:17:17.3	00:22:59.1	00:28:04.0	00:33:17.7	00:38:48.4	00:50:08.1	00:54:59.8	01:09:34.4
90.		Plail Marcus		1977	00:44:59.0	01:12:54.8	+00:19:31.6									
M 41-50		3000m 6000m 9000m 12000m 15000m 18000m 21000m 27000m 30000m 33000m					00:05:43.8	00:11:28.3	00:17:17.4	00:22:49.1	00:27:58.1	00:33:14.8	00:38:51.5	00:50:45.3	00:56:04.3	01:09:52.3
91.		Pérez Martín		1977	00:45:29.9	01:13:03.4	+00:19:40.2									
M 41-50		3000m 6000m 9000m 12000m 15000m 18000m 21000m 27000m 30000m 33000m					00:06:22.2	00:12:09.1	00:17:54.0	00:23:28.4	00:28:55.2	00:34:10.7	00:39:35.3	00:51:01.3	00:56:19.0	01:09:58.1
92.		Franssens Daniel		1976	00:44:37.6	01:13:03.5	+00:19:40.3									
M 41-50		3000m 6000m 9000m 12000m 15000m 18000m 21000m 27000m 30000m 33000m					00:06:56.2	00:12:34.3	00:18:07.3	00:23:31.1	00:28:39.8	00:33:41.6	00:38:58.3	00:50:05.9	00:55:05.6	01:09:34.1
93.		Verna Davide TLB		1972	00:41:57.2	01:13:12.9	+00:19:49.7									
M 41-50		3000m 6000m 9000m 12000m 15000m 18000m 21000m 27000m 30000m 33000m					00:05:27.9	00:10:50.0	00:16:13.9	00:21:21.6	00:26:16.4	00:31:10.1	00:36:19.8	00:47:22.8	00:53:56.5	01:09:46.3
94.		Skalický Petr		1977	00:42:48.9	01:13:39.0	+00:20:15.8									
M 41-50		3000m 6000m 9000m 12000m 15000m 18000m 21000m 27000m 30000m 33000m					00:05:13.1	00:10:39.2	00:16:19.7	00:21:49.9	00:26:49.8	00:31:51.5	00:37:14.1	00:48:20.8	00:53:20.3	01:10:14.4
95.		Florek Wojciech OpEx Group		1979	00:43:34.9	01:13:48.5	+00:20:25.3									
M 41-50		3000m 6000m 9000m 12000m 15000m 18000m 21000m 27000m 30000m 33000m					00:05:24.1	00:10:59.3	00:16:46.9	00:22:09.1	00:27:17.6	00:32:23.2	00:37:51.0	00:49:17.2	00:54:08.8	01:10:20.5
96.		Geraats Henk		1971	00:43:39.0	01:13:51.3	+00:20:28.0									
M 41-50		3000m 6000m 9000m 12000m 15000m 18000m 21000m 27000m 30000m 33000m					00:05:53.2	00:11:57.2	00:17:48.4	00:23:18.2	00:28:10.0	00:32:58.6	00:38:05.2	00:48:57.9	00:53:37.6	01:10:16.3
97.		Hummel Jan		1972	00:43:46.3	01:14:02.0	+00:20:38.7									
M 41-50		3000m 6000m 9000m 12000m 15000m 18000m 21000m 27000m 30000m 33000m					00:05:42.9	00:11:20.3	00:16:54.9	00:22:26.9	00:27:33.0	00:32:38.6	00:38:00.2	00:49:18.1	00:54:13.0	01:10:27.6
98.		Hanin Mathieu		1978	00:42:21.5	01:14:03.7	+00:20:40.5									
M 41-50		3000m 6000m 9000m 12000m 15000m 18000m 21000m 27000m 30000m 33000m					00:05:19.0	00:11:00.0	00:16:52.3	00:22:07.8	00:26:55.9	00:31:46.4	00:36:43.1	00:47:48.0	00:52:27.4	01:10:43.4



Brought to you by SKODA

Stage 13 - Muros - Miradoiro do Ézaro

M 41-50

Start time UTC: 18:00:00

Rank	cat	Jersey	Name	CoR	DoB	INT1	Finishtime				
99.			Novak Rastislav		1975	00:43:03.5	01:14:13.3	+00:20:50.1			
		M 41-50				Username rastonovak 3000m 6000m 9000m 12000m 15000m 18000m 21000m 27000m 30000m 33000m 00:05:57.0 00:11:34.1 00:17:09.0 00:22:30.3 00:27:28.0 00:32:18.3 00:37:26.3 00:48:28.0 00:53:15.5 01:10:31.6					
00.			San Miguel Jacobo		1977	00:45:05.4	01:14:23.3	+00:21:00.1			
		M 41-50				Username jsam 3000m 6000m 9000m 12000m 15000m 18000m 21000m 27000m 30000m 33000m 00:06:24.0 00:12:19.2 00:18:12.4 00:23:43.4 00:28:48.8 00:33:55.8 00:39:15.4 00:50:38.1 00:55:40.1 01:10:53.5					
01.			OF Fabrice		1979	00:44:15.6	01:14:42.4	+00:21:19.2			
		M 41-50				Username vega_75 3000m 6000m 9000m 12000m 15000m 18000m 21000m 27000m 30000m 33000m 00:05:21.0 00:10:50.9 00:16:34.0 00:22:18.8 00:27:30.6 00:32:42.5 00:38:15.0 00:50:05.8 00:55:14.7 01:11:19.7					
02.			Hrnčír Martin GAPP System-Kolofix		1971	00:47:14.9	01:14:48.7	+00:21:25.4			
		M 41-50				Username MartinHrcir 3000m 6000m 9000m 12000m 15000m 18000m 21000m 27000m 30000m 33000m 00:05:15.8 00:11:32.1 00:16:53.2 00:26:16.8 00:31:28.1 00:36:25.1 00:41:35.7 00:52:32.4 00:57:18.9 01:11:45.3					
03.			Abraham Sam		1978	00:44:06.9	01:14:49.3	+00:21:26.0			
		M 41-50				Username duloup 3000m 6000m 9000m 12000m 15000m 18000m 21000m 27000m 30000m 33000m 00:05:34.3 00:11:13.4 00:16:57.1 00:22:22.0 00:27:35.7 00:32:47.8 00:38:08.0 00:49:43.8 00:54:50.0 01:11:19.4					
04.			LoMonaco José		1975	00:47:11.7	01:15:31.6	+00:22:08.4			
		M 41-50				Username JoseLoMonaco 3000m 6000m 9000m 12000m 15000m 18000m 21000m 27000m 30000m 33000m 00:07:19.2 00:13:10.6 00:18:59.5 00:24:42.3 00:30:09.4 00:35:26.1 00:41:00.7 00:52:59.4 00:58:12.4 01:12:15.7					
05.			Leithner Stefan TriTeam Gaimersheim		1970	00:45:40.9	01:16:07.6	+00:22:44.4			
		M 41-50				Username steff0815 3000m 6000m 9000m 12000m 15000m 18000m 21000m 27000m 30000m 33000m 00:06:00.1 00:12:02.4 00:17:51.2 00:23:25.2 00:28:41.1 00:33:52.9 00:39:26.7 00:51:35.5 00:56:42.0 01:12:43.6					
06.			Hellige Gerrit		1973	00:44:10.5	01:16:11.5	+00:22:48.3			
		M 41-50				Username user_426918 3000m 6000m 9000m 12000m 15000m 18000m 21000m 27000m 30000m 33000m 00:06:06.2 00:11:56.3 00:17:41.0 00:23:25.3 00:28:18.0 00:33:20.8 00:38:32.6 00:49:33.8 00:54:20.6 01:12:32.9					
07.			Bulla Ludovít		1977	00:42:33.3	01:16:14.2	+00:22:51.0			
		M 41-50				Username Lajos 3000m 6000m 9000m 12000m 15000m 18000m 21000m 27000m 30000m 33000m 00:05:51.1 00:11:31.2 00:17:14.2 00:22:42.0 00:27:19.4 00:31:58.2 00:36:59.0 00:47:50.6 00:52:18.2 01:12:17.3					
08.			Wilczewski Jarosław		1971	00:41:50.8	01:16:21.3	+00:22:58.0			
		M 41-50				Username TRI_Wolf 3000m 6000m 9000m 12000m 15000m 18000m 21000m 27000m 30000m 33000m 00:05:16.1 00:10:33.7 00:15:53.1 00:21:14.6 00:26:04.5 00:30:50.5 00:36:06.1 00:47:26.9 00:52:08.3 01:12:15.5					
09.			O Bart		1976	00:43:10.8	01:16:24.7	+00:23:01.5			
		M 41-50				Username fback 3000m 6000m 9000m 12000m 15000m 18000m 21000m 27000m 30000m 33000m 00:05:42.8 00:11:10.0 00:16:35.1 00:21:54.9 00:27:00.4 00:32:03.4 00:37:22.2 00:48:51.7 00:53:47.6 01:12:27.4					
10.			Pajtak Drazen		1974	00:45:07.3	01:16:32.4	+00:23:09.2			
		M 41-50				Username pajo 3000m 6000m 9000m 12000m 15000m 18000m 21000m 27000m 30000m 33000m 00:05:38.8 00:11:32.2 00:17:25.3 00:23:09.0 00:28:21.9 00:33:31.5 00:39:03.3 00:50:49.2 00:55:50.7 01:12:55.4					
11.			Knake-Langhorst Sascha		1974	00:44:49.6	01:16:46.3	+00:23:23.1			
		M 41-50				Username gunslinger204 3000m 6000m 9000m 12000m 15000m 18000m 21000m 27000m 30000m 33000m 00:05:42.0 00:11:31.0 00:17:17.9 00:22:54.9 00:28:03.9 00:33:15.4 00:38:52.2 00:50:23.1 00:55:16.0 01:13:12.5					
12.			Broom Pete		1977	00:44:09.0	01:17:18.7	+00:23:55.5			
		M 41-50				Username broom55 3000m 6000m 9000m 12000m 15000m 18000m 21000m 27000m 30000m 33000m 00:05:55.0 00:11:37.2 00:17:26.4 00:23:00.1 00:28:03.0 00:33:02.6 00:38:18.4 00:49:51.3 00:54:39.6 01:13:20.6					

LA VUELTA VIRTUAL PARTNER **ROUVY**



Stage 13 - Muros - Miradoiro do Ézaro

M 41-50

Start time UTC: 18:00:00

Rank cat	Jersey	Name	CoR	DoB	INT1	Finishtime					
13.		Massarelli Mario		1970	00:47:30.1	01:18:02.7	+00:24:39.5				
M 41-50		3000m 00:06:24.4	6000m 00:12:45.3	9000m 00:18:58.3	12000m 00:24:46.1	15000m 00:30:07.2	18000m 00:35:37.8	21000m 00:41:10.6	27000m 00:53:37.7	30000m 00:58:56.4	33000m 01:14:40.7
14.		Hershko dror		1975	00:45:43.0	01:18:43.1	+00:25:19.8				
M 41-50		3000m 00:05:45.3	6000m 00:11:45.2	9000m 00:17:41.3	12000m 00:23:27.2	15000m 00:28:49.9	18000m 00:34:03.5	21000m 00:39:35.6	27000m 00:51:28.1	30000m 00:56:22.9	33000m 01:14:40.0
15.		Samyui-Adams Kristian		1975	00:47:53.7	01:18:57.9	+00:25:34.6				
M 41-50		3000m 00:05:56.0	6000m 00:11:49.4	9000m 00:17:59.1	12000m 00:23:29.2	15000m 00:29:07.3	18000m 00:34:47.0	21000m 00:41:00.9	27000m 00:54:21.8	30000m 01:00:04.5	33000m 01:15:40.9
16.		Sielicki Paweł Sielicki		1977	00:45:26.4	01:19:18.7	+00:25:55.4				
M 41-50		3000m 00:05:32.8	6000m 00:11:15.2	9000m 00:17:02.0	12000m 00:22:36.0	15000m 00:28:02.9	18000m 00:33:32.5	21000m 00:39:16.6	27000m 00:51:23.4	30000m 00:56:35.2	33000m 01:15:20.9
17.		Tiepolo Massimo Argonauts		1970	00:47:06.0	01:19:36.3	+00:26:13.0				
M 41-50		3000m 00:06:03.3	6000m 00:12:13.1	9000m 00:18:19.2	12000m 00:24:11.1	15000m 00:29:42.0	18000m 00:35:05.7	21000m 00:40:48.4	27000m 00:53:05.3	30000m 00:58:18.3	33000m 01:16:26.1
18.		thrower phil		1970	00:48:10.4	01:19:40.8	+00:26:17.6				
M 41-50		3000m 00:05:59.0	6000m 00:12:29.6	9000m 00:19:10.7	12000m 00:25:40.6	15000m 00:31:24.6	18000m 00:36:25.0	21000m 00:42:00.1	27000m 00:54:38.8	30000m 01:00:18.9	33000m 01:16:07.2
19.		Berings Dave		1976	00:45:03.2	01:20:55.4	+00:27:32.2				
M 41-50		3000m 00:05:36.2	6000m 00:10:55.9	9000m 00:16:40.0	12000m 00:22:13.2	15000m 00:27:00.8	18000m 00:32:05.5	21000m 00:38:12.1	27000m 00:51:08.4	30000m 00:56:13.0	33000m 01:16:32.1
20.		Rodriguez Jorge		1979	00:51:28.1	01:21:38.5	+00:28:15.3				
M 41-50		3000m 00:06:11.4	6000m 00:11:57.2	9000m 00:18:10.3	12000m 00:29:40.2	15000m 00:34:52.6	18000m 00:40:12.6	21000m 00:45:33.4	27000m 00:56:59.3	30000m 01:02:06.9	33000m 01:18:31.3
21.		Longdon David Ridgeway riders		1972	00:48:56.8	01:21:43.8	+00:28:20.5				
M 41-50		3000m 00:06:09.4	6000m 00:12:34.1	9000m 00:18:59.4	12000m 00:25:11.5	15000m 00:31:10.6	18000m 00:36:35.0	21000m 00:42:23.8	27000m 00:55:00.0	30000m 01:00:04.6	33000m 01:18:14.0
22.		Aramburu Ernesto TYM		1979	00:55:08.9	01:21:53.8	+00:28:30.5				
M 41-50		3000m 00:20:22.5	6000m 00:25:32.3	9000m 00:31:01.4	12000m 00:36:02.8	15000m 00:40:35.5	18000m 00:45:07.5	21000m 00:49:49.3	27000m 01:00:13.6	30000m 01:04:38.6	33000m 01:18:46.6
23.		Boulton David Alcaldia de Guarataro / IcacóSport		1970	00:49:13.4	01:22:05.5	+00:28:42.2				
M 41-50		3000m 00:06:50.5	6000m 00:13:29.4	9000m 00:19:48.8	12000m 00:25:48.5	15000m 00:31:22.5	18000m 00:37:03.2	21000m 00:42:51.1	27000m 00:55:17.1	30000m 01:00:34.9	33000m 01:18:21.5
24.		Ogórek Anatol Jeziórko team		1979	00:46:02.7	01:22:16.5	+00:28:53.2				
M 41-50		3000m 00:05:46.2	6000m 00:11:43.2	9000m 00:17:42.2	12000m 00:23:19.3	15000m 00:28:44.7	18000m 00:33:59.9	21000m 00:39:41.2	27000m 00:52:06.2	30000m 00:57:19.9	33000m 01:17:54.0
25.		Rodríguez Daniel		1975	00:47:06.4	01:24:39.3	+00:31:16.0				
M 41-50		3000m 00:05:55.8	6000m 00:12:22.2	9000m 00:18:12.3	12000m 00:24:00.1	15000m 00:29:22.0	18000m 00:34:47.4	21000m 00:40:45.2	27000m 00:52:57.5	30000m 00:58:18.1	33000m 01:19:58.1
26.		Muschalski Dieter		1971	00:49:50.9	01:25:06.7	+00:31:43.5				
M 41-50		3000m 00:07:26.4	6000m 00:14:07.4	9000m 00:20:33.5	12000m 00:26:43.6	15000m 00:32:14.4	18000m 00:37:42.2	21000m 00:43:26.0	27000m 00:56:01.9	30000m 01:01:12.0	33000m 01:21:12.0

LA VUELTA

VIRTUAL PARTNER

ROUVY

Santini

We Love Cycling

Brought to you by SKODA

Stage 13 - Muros - Miradoiro do Ézaro

M 41-50

Start time UTC: 18:00:00

Rank cat	Jersey	Name	CoR	DoB	INT1	Finishtime					
27.		piazzini matteo		1974	00:50:18.3	01:25:33.4	+00:32:10.2				
M 41-50		3000m 00:06:46.5	6000m 00:12:56.6	9000m 00:19:35.5	12000m 00:26:01.9	15000m 00:31:36.4	18000m 00:37:21.4	21000m 00:43:31.4	27000m 00:57:00.2	30000m 01:02:10.4	33000m 01:21:40.3
28.		Szczygieł Mateusz		1978	00:48:20.9	01:25:42.3	+00:32:19.1				
M 41-50		3000m 00:06:43.1	6000m 00:12:51.7	9000m 00:19:00.4	12000m 00:24:52.1	15000m 00:30:37.1	18000m 00:36:03.8	21000m 00:41:54.6	27000m 00:54:21.5	30000m 00:59:33.3	33000m 01:21:27.8
29.		ancona antonio		1971	00:49:12.6	01:26:01.6	+00:32:38.4				
M 41-50		3000m 00:06:04.1	6000m 00:12:25.5	9000m 00:18:42.1	12000m 00:24:41.2	15000m 00:30:37.3	18000m 00:36:20.2	21000m 00:42:28.1	27000m 00:55:41.9	30000m 01:01:42.9	33000m 01:21:22.7
30.		Klaus Mario		1973	00:49:59.8	01:26:45.1	+00:33:21.9				
M 41-50		3000m 00:06:58.2	6000m 00:13:35.5	9000m 00:19:55.6	12000m 00:25:59.9	15000m 00:31:36.7	18000m 00:37:13.3	21000m 00:43:15.4	27000m 00:56:14.1	30000m 01:02:02.2	33000m 01:22:52.5
31.		Kopička Petr HRT cycling team		1977	00:48:56.1	01:26:51.3	+00:33:28.1				
M 41-50		3000m 00:06:26.2	6000m 00:12:40.4	9000m 00:18:59.6	12000m 00:25:05.5	15000m 00:30:40.4	18000m 00:36:09.1	21000m 00:42:09.7	27000m 00:55:17.7	30000m 01:00:52.7	33000m 01:22:25.1
32.		Kamerling Marco		1970	00:52:51.9	01:27:15.3	+00:33:52.1				
M 41-50		3000m 00:13:22.5	6000m 00:19:07.3	9000m 00:25:12.8	12000m 00:30:49.2	15000m 00:36:05.1	18000m 00:41:22.0	21000m 00:46:51.7	27000m 00:58:36.4	30000m 01:04:03.3	33000m 01:22:57.5
33.		Gomez Javier		1977	00:54:22.2	01:27:58.3	+00:34:35.1				
M 41-50		3000m 00:06:44.3	6000m 00:13:53.7	9000m 00:21:38.9	12000m 00:28:00.0	15000m 00:34:28.8	18000m 00:40:27.7	21000m 00:47:42.0	27000m 01:00:28.6	30000m 01:06:15.7	33000m 01:24:11.0
34.		Rogers Jim		1979	00:48:18.3	01:28:05.3	+00:34:42.0				
M 41-50		3000m 00:05:53.0	6000m 00:11:58.2	9000m 00:18:30.5	12000m 00:24:30.5	15000m 00:30:12.4	18000m 00:35:38.8	21000m 00:41:35.8	27000m 00:54:38.6	30000m 00:59:58.5	33000m 01:23:35.7
35.		Grossmann Marko BOSCH FatBurner		1976	00:49:04.6	01:28:08.1	+00:34:44.9				
M 41-50		3000m 00:06:40.2	6000m 00:13:27.7	9000m 00:20:03.7	12000m 00:26:04.8	15000m 00:31:32.5	18000m 00:36:46.1	21000m 00:42:32.8	27000m 00:55:25.9	30000m 01:00:23.6	33000m 01:23:44.9
36.		Pretczyns Sylwester Stc		1972	00:56:36.5	01:28:18.1	+00:34:54.9				
M 41-50		3000m 00:18:21.2	6000m 00:23:46.2	9000m 00:29:13.2	12000m 00:34:49.8	15000m 00:39:45.4	18000m 00:44:57.3	21000m 00:50:34.2	27000m 01:02:17.9	30000m 01:07:13.8	33000m 01:24:40.1
37.		Voicu Alin		1974	00:48:18.0	01:29:08.3	+00:35:45.1				
M 41-50		3000m 00:05:51.0	6000m 00:12:12.1	9000m 00:18:34.5	12000m 00:24:39.1	15000m 00:30:12.2	18000m 00:35:45.8	21000m 00:41:39.8	27000m 00:54:49.6	30000m 01:00:34.5	33000m 01:24:05.9
38.		Andrew Thomas		1970	00:51:41.3	01:29:36.8	+00:36:13.6				
M 41-50		3000m 00:06:28.2	6000m 00:12:57.7	9000m 00:19:44.5	12000m 00:26:15.6	15000m 00:32:07.5	18000m 00:38:10.2	21000m 00:44:42.2	27000m 00:58:43.2	30000m 01:04:48.4	33000m 01:25:25.4
39.		Baczewicz Jeremie		1972	00:51:25.8	01:30:07.6	+00:36:44.4				
M 41-50		3000m 00:07:01.2	6000m 00:13:32.8	9000m 00:20:18.6	12000m 00:26:33.8	15000m 00:32:29.7	18000m 00:38:27.5	21000m 00:44:42.0	27000m 00:57:51.0	30000m 01:03:35.2	33000m 01:25:23.3
40.		Campbell Martin		1970	00:58:44.5	01:33:39.7	+00:40:16.5				
M 41-50		3000m 00:17:00.1	6000m 00:23:19.3	9000m 00:29:21.0	12000m 00:35:02.9	15000m 00:40:17.4	18000m 00:45:27.2	21000m 00:52:45.3	27000m 01:04:34.5	30000m 01:09:32.4	33000m 01:29:42.1

LA VUELTA VIRTUAL PARTNER **ROUVY**



Stage 13 - Muros - Miradoiro do Ézaro

M 41-50

Start time UTC: 18:00:00

Rank cat	Jersey	Name	CoR	DoB	INT1	Finishtime					
41.		Picanyol Borja		1972		00:53:36.8	01:34:36.0 +00:41:12.7				
M 41-50		3000m 00:06:48.3	6000m 00:14:02.3	9000m 00:20:56.8	12000m 00:27:34.6	15000m 00:34:01.9	18000m 00:40:02.5	21000m 00:46:17.5	27000m 01:00:24.7	30000m 01:06:09.6	33000m 01:29:38.0
42.		McCloskey Colin		1976		00:52:12.0	01:37:38.2 +00:44:14.9				
M 41-50		3000m 00:07:37.5	6000m 00:14:43.0	9000m 00:21:35.1	12000m 00:27:43.1	15000m 00:33:19.5	18000m 00:39:02.3	21000m 00:45:20.4	27000m 00:58:21.6	30000m 01:03:47.3	33000m 01:32:09.5
43.		Yshizuka Marcelo Kobra Khan - Team Altona		1972		01:09:59.1	01:39:39.5 +00:46:16.2				
M 41-50		3000m 00:33:41.8	6000m 00:39:10.2	9000m 00:44:58.1	12000m 00:50:17.3	15000m 00:55:03.6	18000m 00:59:40.6	21000m 01:04:39.2	27000m 01:15:03.1	30000m 01:19:11.4	33000m 01:36:29.5
44.		Vanmarcke Jan GCCT		1970		00:55:12.8	01:42:26.6 +00:49:03.4				
M 41-50		3000m 00:06:32.1	6000m 00:13:56.8	9000m 00:21:16.8	12000m 00:28:17.0	15000m 00:34:50.9	18000m 00:40:53.9	21000m 00:47:12.8	27000m 01:02:11.9	30000m 01:08:22.0	33000m 01:37:17.2
45.		Keeley Craig		1974		00:54:40.9	01:42:38.4 +00:49:15.2				
M 41-50		3000m 00:06:53.7	6000m 00:14:04.7	9000m 00:20:50.1	12000m 00:27:49.9	15000m 00:34:25.1	18000m 00:40:39.1	21000m 00:47:11.3	27000m 01:02:10.3	30000m 01:09:09.5	33000m 01:37:21.2
		Mouthaan Renier		1979		00:34:25.5	DSQ				
M 41-50		3000m 00:04:34.9	6000m 00:08:42.6	9000m 00:13:26.6	12000m 00:17:44.2	15000m 00:21:53.0	18000m 00:25:58.8	21000m 00:29:57.9	27000m 00:38:37.4	30000m	33000m
		Jeż Jarosław Endorświnki		1978		00:37:44.3	DSQ				
M 41-50		3000m 00:04:39.6	6000m 00:09:12.6	9000m 00:13:56.4	12000m 00:18:39.6	15000m 00:23:04.2	18000m 00:27:44.7	21000m 00:32:27.6	27000m 00:42:35.0	30000m 00:47:06.6	33000m 00:55:51.0
		Chomicki Szymon Kriss Coaching		1975			DNF				
M 41-50		3000m 00:05:26.9	6000m 00:10:49.1	9000m 00:16:13.8	12000m 00:21:29.9	15000m 00:27:05.5	18000m 00:31:35.5	21000m	27000m	30000m	33000m
		Reppele Luca		1973			DNF				
M 41-50		3000m 00:06:08.4	6000m 00:12:25.5	9000m 00:19:08.5	12000m 00:25:15.4	15000m 00:31:22.3	18000m	21000m	27000m	30000m	33000m
		Pahl Rainer		1975			DNF				
M 41-50		3000m 00:05:52.3	6000m	9000m	12000m	15000m	18000m	21000m	27000m	30000m	33000m
		Haefeli Matthias		1971		00:44:24.1	DNF				
M 41-50		3000m 00:05:21.1	6000m 00:11:08.9	9000m 00:16:50.9	12000m 00:22:31.1	15000m 00:27:46.7	18000m 00:32:54.2	21000m 00:38:18.2	27000m	30000m	33000m
		Mulder Remko		1972		01:02:13.5	DNF				
M 41-50		3000m 00:06:11.2	6000m 00:12:07.4	9000m 00:18:51.2	12000m 00:25:13.3	15000m 00:30:45.2	18000m 00:36:28.8	21000m 00:55:44.2	27000m 01:09:00.3	30000m 01:14:36.9	33000m
		shtok ok		1974		00:38:23.1	DNF				
M 41-50		3000m 00:04:51.9	6000m 00:09:43.1	9000m 00:14:39.0	12000m 00:19:24.5	15000m 00:23:54.5	18000m 00:28:26.0	21000m 00:33:11.0	27000m 00:43:14.4	30000m 00:47:38.7	33000m
		Zeiler Horst		1973			DNF				
M 41-50		3000m 00:05:49.3	6000m	9000m	12000m	15000m	18000m	21000m	27000m	30000m	33000m

LA VUELTA VIRTUAL PARTNER **ROUVY**



Brought to you by SKODA

Stage 13 - Muros - Miradoiro do Ézaro

M 51-60

Start time UTC: 18:00:00

Rank	cat	Jersey	Name	CoR	DoB	INT1	Finishtime					
1.			Ottesen Eyvind		1964	00:35:43.6	00:59:34.6 +00:00:00.0					
M 51-60			3000m 00:04:33.0	6000m 00:08:57.8	9000m 00:13:27.7	12000m 00:18:01.3	15000m 00:22:15.1	18000m 00:26:34.7	21000m 00:31:00.1	27000m 00:40:10.7	30000m 00:44:17.2	33000m 00:56:46.0
2.			Hardy Nigel		1964	00:36:31.5	00:59:47.2 +00:00:12.6					
M 51-60			3000m 00:04:51.7	6000m 00:09:39.9	9000m 00:14:21.9	12000m 00:18:55.2	15000m 00:23:10.0	18000m 00:27:22.8	21000m 00:31:46.5	27000m 00:41:00.4	30000m 00:45:03.2	33000m 00:57:05.0
3.			Gregory Kevin King Racing Group		1968	00:36:10.2	01:00:35.9 +00:01:01.3					
M 51-60			3000m 00:04:29.7	6000m 00:09:02.9	9000m 00:13:46.6	12000m 00:18:23.4	15000m 00:22:39.3	18000m 00:26:51.6	21000m 00:31:18.3	27000m 00:40:43.0	30000m 00:44:50.3	33000m 00:57:49.5
4.			Byrd Eamonn Dublin Wheelers		1963	00:37:42.6	01:00:37.4 +00:01:02.8					
M 51-60			3000m 00:05:05.0	6000m 00:10:02.9	9000m 00:14:51.6	12000m 00:19:32.4	15000m 00:24:00.2	18000m 00:28:21.9	21000m 00:32:53.5	27000m 00:42:13.9	30000m 00:46:20.6	33000m 00:58:00.1
5.			Johansen Leif		1964	00:35:50.7	01:01:31.0 +00:01:56.4					
M 51-60			3000m 00:04:46.8	6000m 00:09:19.7	9000m 00:13:58.9	12000m 00:18:29.5	15000m 00:22:33.2	18000m 00:26:41.9	21000m 00:31:04.2	27000m 00:40:23.7	30000m 00:44:21.5	33000m 00:58:25.6
6.			Thomi Unggle VELBOSSITY		1965	00:36:17.2	01:02:12.9 +00:02:38.3					
M 51-60			3000m 00:04:31.8	6000m 00:09:03.7	9000m 00:13:44.5	12000m 00:18:17.3	15000m 00:22:31.8	18000m 00:26:50.7	21000m 00:31:20.3	27000m 00:40:59.7	30000m 00:45:05.5	33000m 00:59:21.5
7.			Vauth Robin TTD Triathlon Team Düsseldorf		1966	00:36:48.8	01:02:18.5 +00:02:43.9					
M 51-60			3000m 00:04:48.7	6000m 00:09:34.8	9000m 00:14:23.6	12000m 00:19:01.4	15000m 00:23:17.1	18000m 00:27:30.7	21000m 00:31:58.4	27000m 00:41:27.7	30000m 00:45:35.4	33000m 00:59:16.5
8.			Winkler Eric NCC		1962	00:39:05.8	01:03:36.4 +00:04:01.8					
M 51-60			3000m 00:05:26.2	6000m 00:10:21.2	9000m 00:15:14.5	12000m 00:20:06.2	15000m 00:24:41.7	18000m 00:29:14.4	21000m 00:34:01.4	27000m 00:43:52.5	30000m 00:48:17.5	33000m 01:00:48.2
9.			Treguier Jean-Louis TCM91		1960	00:39:03.5	01:03:40.5 +00:04:05.9					
M 51-60			3000m 00:05:20.3	6000m 00:10:08.1	9000m 00:15:05.9	12000m 00:19:53.4	15000m 00:24:26.2	18000m 00:29:03.3	21000m 00:33:49.5	27000m 00:43:54.1	30000m 00:48:28.9	33000m 01:00:50.8
10.			Männikkö Jari		1966	00:39:46.1	01:03:53.3 +00:04:18.7					
M 51-60			3000m 00:05:08.6	6000m 00:10:05.8	9000m 00:15:09.8	12000m 00:20:05.2	15000m 00:24:47.4	18000m 00:29:34.8	21000m 00:34:24.6	27000m 00:44:50.1	30000m 00:49:29.7	33000m 01:01:15.9
11.			Meinsma Koos		1965	00:37:55.7	01:04:07.5 +00:04:32.9					
M 51-60			3000m 00:05:03.9	6000m 00:09:57.1	9000m 00:14:59.0	12000m 00:19:44.8	15000m 00:24:10.3	18000m 00:28:28.0	21000m 00:33:02.8	27000m 00:42:38.7	30000m 00:46:48.5	33000m 01:01:07.0
12.			Catteau Frederic		1968	00:38:49.0	01:05:35.9 +00:06:01.3					
M 51-60			3000m 00:05:10.9	6000m 00:10:13.7	9000m 00:15:17.7	12000m 00:20:07.5	15000m 00:24:35.1	18000m 00:29:03.1	21000m 00:33:44.6	27000m 00:43:34.0	30000m 00:47:53.7	33000m 01:02:37.2
13.			Barker Kevin ATP Racing		1962	00:36:41.0	01:06:16.1 +00:06:41.4					
M 51-60			3000m 00:04:50.9	6000m 00:09:27.6	9000m 00:14:09.6	12000m 00:18:49.5	15000m 00:23:03.0	18000m 00:27:20.8	21000m 00:31:49.4	27000m 00:41:19.8	30000m 00:45:29.6	33000m 01:02:44.0
14.			Lattig Tom Unattached		1964	00:39:59.2	01:06:20.1 +00:06:45.4					
M 51-60			3000m 00:04:54.6	6000m 00:10:00.8	9000m 00:15:13.8	12000m 00:20:07.5	15000m 00:24:54.4	18000m 00:29:39.8	21000m 00:34:35.8	27000m 00:45:01.4	30000m 00:49:38.0	33000m 01:03:20.0

LA VUELTA VIRTUAL PARTNER **ROUVY**



Brought to you by SKODA

Stage 13 - Muros - Miradoiro do Ézaro

M 51-60

Start time UTC: 18:00:00

Rank cat	Jersey	Name	CoR	DoB	INT1	Finishtime					
15.		User Random		1968	00:40:49.1	01:06:22.0	+00:06:47.4				
M 51-60		3000m 00:05:22.9	6000m 00:10:46.2	9000m 00:16:03.9	12000m 00:21:07.6	15000m 00:25:53.3	18000m 00:30:37.1	21000m 00:35:30.1	27000m 00:45:49.4	30000m 00:50:29.3	33000m 01:03:25.4
16.		Gernez Raphael		1963	00:40:07.8	01:06:34.4	+00:06:59.8				
M 51-60		3000m 00:05:13.3	6000m 00:10:13.1	9000m 00:15:12.1	12000m 00:20:07.8	15000m 00:24:53.5	18000m 00:29:42.2	21000m 00:34:33.8	27000m 00:45:09.4	30000m 00:49:44.9	33000m 01:03:33.6
17.		Millert Robert		1966	00:39:01.3	01:06:37.3	+00:07:02.7				
M 51-60		3000m 00:04:53.7	6000m 00:09:56.1	9000m 00:15:02.7	12000m 00:19:57.5	15000m 00:24:33.3	18000m 00:29:02.1	21000m 00:33:46.8	27000m 00:43:52.3	30000m 00:48:12.0	33000m 01:03:26.1
18.		Daw Simon Datallynx - Parenisis Cycling		1964	00:41:09.4	01:07:02.9	+00:07:28.3				
M 51-60		3000m 00:05:18.9	6000m 00:10:34.1	9000m 00:15:47.9	12000m 00:20:54.5	15000m 00:25:45.6	18000m 00:30:36.0	21000m 00:35:41.0	27000m 00:46:13.5	30000m 00:50:57.3	33000m 01:04:00.4
19.		Flensburg Stig LADA World		1964	00:39:53.3	01:07:06.3	+00:07:31.7				
M 51-60		3000m 00:05:13.2	6000m 00:10:24.2	9000m 00:15:34.0	12000m 00:20:35.5	15000m 00:25:11.5	18000m 00:29:48.0	21000m 00:34:37.0	27000m 00:44:54.6	30000m 00:49:21.0	33000m 01:03:57.4
20.		Péter Vági		1968	00:40:52.7	01:07:46.1	+00:08:11.5				
M 51-60		3000m 00:05:20.1	6000m 00:10:29.2	9000m 00:15:39.8	12000m 00:20:46.7	15000m 00:25:30.5	18000m 00:30:20.1	21000m 00:35:21.7	27000m 00:46:05.6	30000m 00:50:52.1	33000m 01:04:52.3
21.		Bandel David		1966	00:39:44.0	01:07:47.2	+00:08:12.5				
M 51-60		3000m 00:05:26.3	6000m 00:10:31.2	9000m 00:15:41.9	12000m 00:20:33.7	15000m 00:25:05.6	18000m 00:29:44.2	21000m 00:34:32.1	27000m 00:44:43.5	30000m 00:49:13.2	33000m 01:04:33.7
22.		Urban Miroslav Hopman Team		1969	00:38:18.2	01:07:48.9	+00:08:14.2				
M 51-60		3000m 00:05:43.0	6000m 00:10:35.2	9000m 00:15:26.0	12000m 00:20:03.6	15000m 00:24:25.2	18000m 00:28:45.8	21000m 00:33:20.8	27000m 00:43:18.8	30000m 00:47:36.7	33000m 01:04:15.6
23.		Bailey Andrew Eliel Factory Team		1967	00:41:57.3	01:07:49.4	+00:08:14.8				
M 51-60		3000m 00:05:29.2	6000m 00:10:49.1	9000m 00:16:15.0	12000m 00:21:23.1	15000m 00:26:13.9	18000m 00:31:15.5	21000m 00:36:13.2	27000m 00:47:14.9	30000m 00:52:05.5	33000m 01:04:57.6
24.		Hann Alan		1963	00:42:14.4	01:08:33.2	+00:08:58.6				
M 51-60		3000m 00:07:13.2	6000m 00:12:27.2	9000m 00:17:43.4	12000m 00:22:48.2	15000m 00:27:18.0	18000m 00:31:57.6	21000m 00:36:56.9	27000m 00:47:17.4	30000m 00:51:46.2	33000m 01:05:36.8
25.		Ploeg Bas		1968	00:40:45.2	01:08:35.8	+00:09:01.1				
M 51-60		3000m 00:05:12.0	6000m 00:10:18.9	9000m 00:15:29.0	12000m 00:20:34.6	15000m 00:25:22.4	18000m 00:30:09.1	21000m 00:35:12.2	27000m 00:46:03.9	30000m 00:50:52.2	33000m 01:05:29.6
26.		DUMAS Stephane Les centaures de pertuis		1967	00:39:45.6	01:08:38.4	+00:09:03.8				
M 51-60		3000m 00:05:18.8	6000m 00:10:28.2	9000m 00:15:37.0	12000m 00:20:39.9	15000m 00:25:12.6	18000m 00:29:43.2	21000m 00:34:33.9	27000m 00:44:53.5	30000m 00:49:26.0	33000m 01:05:26.7
27.		Farr James		1965	00:42:24.8	01:09:03.6	+00:09:29.0				
M 51-60		3000m 00:05:35.8	6000m 00:11:04.1	9000m 00:16:30.3	12000m 00:21:47.0	15000m 00:26:38.8	18000m 00:31:33.6	21000m 00:36:45.0	27000m 00:47:43.6	30000m 00:52:32.3	33000m 01:06:04.5
28.		magrini stefano		1965	00:41:06.1	01:09:08.9	+00:09:34.3				
M 51-60		3000m 00:05:05.9	6000m 00:10:21.0	9000m 00:15:45.1	12000m 00:20:52.5	15000m 00:25:46.5	18000m 00:30:31.2	21000m 00:35:33.9	27000m 00:46:15.6	30000m 00:50:59.2	33000m 01:05:44.8

LA VUELTA VIRTUAL PARTNER **ROUVY**



Stage 13 - Muros - Miradoiro do Ézaro

M 51-60

Start time UTC: 18:00:00

Rank cat	Jersey	Name	CoR	DoB	INT1	Finishtime					
29.		Edge John B-Team		1966	00:40:25.1	01:09:11.5	+00:09:36.9				
M 51-60		3000m 6000m 9000m 12000m 15000m 18000m 21000m 27000m 30000m 33000m									
		00:05:20.0 00:10:39.9 00:15:56.8 00:21:05.0 00:25:35.8 00:30:11.3 00:35:07.1 00:45:33.5 00:49:59.9 01:05:51.8									
30.		List Karl Stevenage CC		1966	00:39:59.0	01:09:26.1	+00:09:51.4				
M 51-60		3000m 6000m 9000m 12000m 15000m 18000m 21000m 27000m 30000m 33000m									
		00:05:14.2 00:10:20.1 00:15:31.1 00:20:34.0 00:25:08.3 00:29:48.3 00:34:44.7 00:45:01.3 00:49:32.0 01:05:58.6									
31.		Kleber Oliver		1967	00:42:37.3	01:09:31.3	+00:09:56.6				
M 51-60		3000m 6000m 9000m 12000m 15000m 18000m 21000m 27000m 30000m 33000m									
		00:05:36.0 00:11:00.1 00:16:27.8 00:21:40.7 00:26:35.5 00:31:36.3 00:36:49.9 00:48:03.9 00:53:02.6 01:06:24.6									
32.		Tyson Rich Rock to Roll Cycle Club		1967	00:41:51.2	01:10:18.3	+00:10:43.7				
M 51-60		3000m 6000m 9000m 12000m 15000m 18000m 21000m 27000m 30000m 33000m									
		00:05:11.1 00:10:34.1 00:16:03.1 00:21:20.9 00:26:23.6 00:31:20.3 00:36:23.8 00:46:58.5 00:51:37.5 01:06:58.9									
33.		James Ian		1965	00:43:23.4	01:10:18.9	+00:10:44.3				
M 51-60		3000m 6000m 9000m 12000m 15000m 18000m 21000m 27000m 30000m 33000m									
		00:05:43.1 00:11:11.3 00:16:45.8 00:22:11.0 00:27:17.7 00:32:20.3 00:37:42.2 00:48:43.7 00:53:31.5 01:07:23.0									
34.		Hoey Kieran Portarlinton wheelers		1967	00:41:18.0	01:10:34.2	+00:10:59.6				
M 51-60		3000m 6000m 9000m 12000m 15000m 18000m 21000m 27000m 30000m 33000m									
		00:05:21.7 00:10:44.9 00:16:15.1 00:21:28.0 00:26:06.5 00:30:50.0 00:35:47.0 00:46:30.9 00:51:04.4 01:07:05.0									
35.		Binder Roman RC-ARBÖ Trumau		1968	00:43:18.7	01:10:36.3	+00:11:01.7				
M 51-60		3000m 6000m 9000m 12000m 15000m 18000m 21000m 27000m 30000m 33000m									
		00:05:34.9 00:11:06.1 00:16:39.7 00:22:04.6 00:27:16.6 00:32:23.6 00:37:40.9 00:48:34.9 00:53:27.6 01:07:26.8									
36.		Kiepk Juergen		1962	00:43:49.6	01:10:37.6	+00:11:03.0				
M 51-60		3000m 6000m 9000m 12000m 15000m 18000m 21000m 27000m 30000m 33000m									
		00:05:35.8 00:11:07.2 00:16:42.9 00:22:17.8 00:27:34.0 00:32:52.7 00:38:17.5 00:49:10.0 00:54:19.0 01:07:38.8									
37.		RINI ROBERTO BINDELLA		1966	00:42:01.6	01:10:45.7	+00:11:11.1				
M 51-60		3000m 6000m 9000m 12000m 15000m 18000m 21000m 27000m 30000m 33000m									
		00:05:28.0 00:10:58.2 00:16:28.2 00:21:42.7 00:26:31.5 00:31:19.4 00:36:26.3 00:47:24.6 00:52:08.3 01:07:21.8									
38.		Agostinacchio Aldo		1968	00:46:10.6	01:11:50.1	+00:12:15.5				
M 51-60		3000m 6000m 9000m 12000m 15000m 18000m 21000m 27000m 30000m 33000m									
		00:05:32.3 00:10:46.2 00:16:50.3 00:26:00.7 00:30:50.4 00:35:40.1 00:40:41.5 00:51:24.3 00:56:13.1 01:08:56.3									
39.		Salm Martin		1967	00:43:29.3	01:11:50.4	+00:12:15.8				
M 51-60		3000m 6000m 9000m 12000m 15000m 18000m 21000m 27000m 30000m 33000m									
		00:05:36.9 00:10:57.2 00:16:32.9 00:21:51.7 00:26:46.8 00:31:40.5 00:36:55.1 00:48:40.9 00:53:20.6 01:08:22.1									
40.		Fernquist Staffan KCM		1969	00:42:51.7	01:11:51.2	+00:12:16.5				
M 51-60		3000m 6000m 9000m 12000m 15000m 18000m 21000m 27000m 30000m 33000m									
		00:05:25.1 00:11:00.9 00:16:27.2 00:21:46.0 00:26:41.9 00:31:35.2 00:36:51.8 00:48:25.0 00:53:14.5 01:08:00.2									
41.		Vockins Halmar		1968	00:41:40.4	01:11:58.9	+00:12:24.3				
M 51-60		3000m 6000m 9000m 12000m 15000m 18000m 21000m 27000m 30000m 33000m									
		00:05:23.8 00:10:53.9 00:16:20.8 00:21:29.7 00:26:18.6 00:31:00.9 00:36:04.1 00:46:54.6 00:51:22.3 01:08:26.9									
42.		Ennebeck Thierry Taillefer Trail Team		1967	00:45:04.4	01:12:26.8	+00:12:52.2				
M 51-60		3000m 6000m 9000m 12000m 15000m 18000m 21000m 27000m 30000m 33000m									
		00:05:33.1 00:11:14.9 00:17:08.1 00:22:45.8 00:28:08.7 00:33:18.3 00:38:51.0 00:50:55.0 00:56:03.8 01:09:21.9									

LA VUELTA VIRTUAL PARTNER **ROUVY**



Brought to you by SKODA

Stage 13 - Muros - Miradoiro do Ézaro

M 51-60

Start time UTC: 18:00:00

Rank cat	Jersey	Name	CoR	DoB	INT1	Finishtime				
43.		Colao Vittorio		1961	00:43:51.1	01:12:33.5	+00:12:58.9			
M 51-60		3000m 6000m 9000m 12000m 15000m 18000m 21000m 27000m 30000m 33000m				00:05:50.2 00:11:24.4 00:17:07.3 00:22:34.2 00:27:44.7 00:32:51.3 00:38:14.3 00:49:28.1 00:54:18.5 01:09:09.0				
44.		Rocher pierre		1961	00:42:05.1	01:12:57.8	+00:13:23.2			
M 51-60		3000m 6000m 9000m 12000m 15000m 18000m 21000m 27000m 30000m 33000m				00:05:09.7 00:10:32.0 00:16:02.7 00:21:17.7 00:26:13.8 00:31:08.5 00:36:20.8 00:47:35.6 00:52:35.5 01:09:26.3				
45.		Mayes Alan		1966	00:43:27.4	01:13:01.7	+00:13:27.1			
M 51-60		3000m 6000m 9000m 12000m 15000m 18000m 21000m 27000m 30000m 33000m				00:05:47.3 00:11:26.3 00:17:06.0 00:22:30.0 00:27:29.9 00:32:31.3 00:37:46.4 00:48:50.2 00:53:46.5 01:09:43.4				
46.		Swart Adrian		1968	00:41:35.2	01:13:30.6	+00:13:55.9			
M 51-60		3000m 6000m 9000m 12000m 15000m 18000m 21000m 27000m 30000m 33000m				00:05:28.7 00:10:43.6 00:16:04.6 00:21:17.4 00:25:56.2 00:30:40.7 00:35:49.5 00:47:03.4 00:51:34.9 01:09:25.9				
47.		Linkens Andy		1968	00:43:13.0	01:14:28.0	+00:14:53.4			
M 51-60		3000m 6000m 9000m 12000m 15000m 18000m 21000m 27000m 30000m 33000m				00:05:52.3 00:11:35.4 00:17:11.1 00:22:30.0 00:27:26.8 00:32:22.3 00:37:35.2 00:48:37.8 00:53:25.4 01:10:53.4				
48.		Sąsiedzki Piotr		1969	00:44:37.6	01:14:29.6	+00:14:55.0			
M 51-60		3000m 6000m 9000m 12000m 15000m 18000m 21000m 27000m 30000m 33000m				00:05:24.8 00:11:09.3 00:16:47.3 00:22:26.8 00:27:46.9 00:33:04.4 00:38:34.3 00:50:17.3 00:55:21.8 01:11:07.5				
49.		Manciot Stéphane		1968	00:43:29.3	01:14:39.1	+00:15:04.4			
M 51-60		3000m 6000m 9000m 12000m 15000m 18000m 21000m 27000m 30000m 33000m				00:06:13.4 00:11:41.1 00:17:18.0 00:22:44.0 00:27:35.9 00:32:34.4 00:37:43.4 00:48:56.2 00:53:45.6 01:11:06.3				
50.		Hempelmann Terry		1968	00:43:38.2	01:14:50.2	+00:15:15.6			
M 51-60		3000m 6000m 9000m 12000m 15000m 18000m 21000m 27000m 30000m 33000m				00:06:34.1 00:12:23.3 00:18:05.4 00:23:25.1 00:28:14.9 00:33:01.7 00:38:06.4 00:48:51.1 00:53:29.5 01:11:14.7				
51.		Plafinger Georg		1963	00:45:11.2	01:14:54.2	+00:15:19.6			
M 51-60		3000m 6000m 9000m 12000m 15000m 18000m 21000m 27000m 30000m 33000m				00:06:37.3 00:12:24.4 00:18:04.4 00:23:35.2 00:28:48.2 00:33:53.8 00:39:17.2 00:50:39.3 00:55:34.9 01:11:36.7				
52.		Doran Paddy		1967	00:43:37.5	01:14:55.8	+00:15:21.2			
M 51-60		3000m 6000m 9000m 12000m 15000m 18000m 21000m 27000m 30000m 33000m				00:05:41.2 00:11:15.3 00:16:59.0 00:22:28.7 00:27:33.7 00:32:33.5 00:37:57.1 00:49:10.7 00:53:57.6 01:11:27.6				
53.		Hollister John		1966	00:45:32.1	01:15:15.3	+00:15:40.6			
M 51-60		3000m 6000m 9000m 12000m 15000m 18000m 21000m 27000m 30000m 33000m				00:05:52.4 00:11:46.5 00:17:49.6 00:23:39.3 00:28:59.0 00:34:14.9 00:39:36.8 00:51:46.5 00:56:40.1 01:11:56.0				
54.		Hayes Jim		1968	00:42:48.2	01:15:16.3	+00:15:41.7			
M 51-60		3000m 6000m 9000m 12000m 15000m 18000m 21000m 27000m 30000m 33000m				00:05:31.8 00:11:11.0 00:16:48.1 00:22:11.7 00:27:03.8 00:31:51.6 00:37:02.3 00:48:09.9 00:52:46.6 01:11:22.7				
55.		Bellotti Paolo		1967	00:46:04.5	01:15:25.7	+00:15:51.1			
M 51-60		3000m 6000m 9000m 12000m 15000m 18000m 21000m 27000m 30000m 33000m				00:05:57.0 00:11:52.9 00:17:44.2 00:23:31.0 00:29:00.2 00:34:19.7 00:39:56.5 00:51:46.4 00:56:55.9 01:12:14.8				
56.		Lepetit Patrick		1966	00:45:50.0	01:15:48.6	+00:16:14.0			
M 51-60		3000m 6000m 9000m 12000m 15000m 18000m 21000m 27000m 30000m 33000m				00:05:36.3 00:11:25.1 00:17:35.2 00:23:16.9 00:28:36.0 00:33:51.7 00:39:35.5 00:51:46.4 00:56:51.9 01:12:23.5				

LA VUELTA VIRTUAL PARTNER **ROUVY**



Stage 13 - Muros - Miradoiro do Ézaro

M 51-60

Start time UTC: 18:00:00

Rank cat	Jersey	Name	CoR	DoB	INT1	Finishtime					
57.		Bogac Vitezslav		1964	00:44:16.6	01:16:12.7 +00:16:38.1					
M 51-60		3000m 00:05:47.9	6000m 00:11:31.3	9000m 00:17:13.3	12000m 00:22:44.0	15000m 00:27:45.8	18000m 00:32:52.4	21000m 00:38:15.3	27000m 00:49:51.0	30000m 00:54:49.8	33000m 01:12:31.6
58.		Casentini Giancarlo		1961	00:44:01.1	01:16:21.5 +00:16:46.8					
M 51-60		3000m 00:06:03.9	6000m 00:11:59.4	9000m 00:17:48.0	12000m 00:23:13.9	15000m 00:28:17.6	18000m 00:33:10.6	21000m 00:38:21.4	27000m 00:49:21.9	30000m 00:54:04.5	33000m 01:12:31.5
59.		Zujenkov Ferenc		1966	00:45:05.6	01:16:46.6 +00:17:12.0					
M 51-60		3000m 00:05:38.8	6000m 00:11:23.4	9000m 00:17:14.2	12000m 00:22:49.0	15000m 00:28:08.6	18000m 00:33:20.7	21000m 00:38:54.2	27000m 00:50:40.0	30000m 00:55:40.0	33000m 01:12:56.8
60.		-Breyer Peter		1967	00:46:34.2	01:16:55.7 +00:17:21.1					
M 51-60		3000m 00:06:08.5	6000m 00:12:21.2	9000m 00:18:23.2	12000m 00:24:09.3	15000m 00:29:32.1	18000m 00:34:44.8	21000m 00:40:24.7	27000m 00:52:35.3	30000m 00:57:48.5	33000m 01:13:33.7
61.		Jensen Ove		1965	00:45:33.7	01:17:08.6 +00:17:33.9					
M 51-60		3000m 00:05:42.8	6000m 00:11:26.3	9000m 00:17:08.8	12000m 00:22:54.8	15000m 00:28:15.3	18000m 00:33:44.2	21000m 00:39:33.5	27000m 00:51:20.1	30000m 00:56:34.8	33000m 01:13:42.7
62.		Schmidt Christian		1961	00:46:12.0	01:17:36.0 +00:18:01.3					
M 51-60		3000m 00:05:45.0	6000m 00:11:32.4	9000m 00:17:24.1	12000m 00:22:59.2	15000m 00:29:32.2	18000m 00:34:39.8	21000m 00:40:05.3	27000m 00:51:48.4	30000m 00:56:51.2	33000m 01:13:58.0
63.		Schreiner Guido		1963	00:44:35.2	01:17:37.0 +00:18:02.4					
M 51-60		3000m 00:05:23.0	6000m 00:11:08.1	9000m 00:16:55.0	12000m 00:22:35.0	15000m 00:27:47.8	18000m 00:32:57.7	21000m 00:38:34.2	27000m 00:50:23.9	30000m 00:55:31.9	33000m 01:13:41.1
64.		cazzanelli federico		1962	00:46:27.5	01:17:54.5 +00:18:19.8					
M 51-60		3000m 00:06:07.1	6000m 00:12:08.5	9000m 00:18:10.4	12000m 00:23:58.3	15000m 00:29:21.2	18000m 00:34:42.1	21000m 00:40:19.5	27000m 00:52:22.3	30000m 00:57:40.1	33000m 01:14:25.8
65.		duaner pascal		1965	00:47:29.0	01:18:00.6 +00:18:25.9					
M 51-60		3000m 00:05:49.2	6000m 00:11:52.1	9000m 00:18:12.9	12000m 00:24:15.3	15000m 00:29:58.0	18000m 00:35:14.0	21000m 00:40:55.7	27000m 00:53:45.5	30000m 00:59:05.4	33000m 01:14:51.2
66.		Waldren Bob		1963	00:45:05.3	01:18:01.9 +00:18:27.3					
M 51-60		3000m 00:06:08.4	6000m 00:12:11.2	9000m 00:18:00.1	12000m 00:23:41.2	15000m 00:28:36.0	18000m 00:33:42.7	21000m 00:39:08.3	27000m 00:50:47.2	30000m 00:56:01.0	33000m 01:14:05.1
67.		ned.db -		1968	00:47:30.2	01:18:15.0 +00:18:40.4					
M 51-60		3000m 00:06:35.3	6000m 00:13:03.7	9000m 00:19:17.3	12000m 00:25:05.6	15000m 00:30:29.1	18000m 00:35:44.0	21000m 00:41:20.8	27000m 00:53:13.7	30000m 00:58:32.4	33000m 01:14:47.2
68.		Legault Claude		1968	00:49:30.9	01:18:21.1 +00:18:46.4					
M 51-60		3000m 00:06:45.0	6000m 00:12:51.2	9000m 00:18:54.1	12000m 00:25:00.1	15000m 00:30:51.3	18000m 00:37:05.9	21000m 00:43:30.1	27000m 00:54:47.7	30000m 00:59:49.3	33000m 01:14:56.9
69.		McKennon Marc		1968	00:46:50.1	01:18:23.7 +00:18:49.1					
M 51-60		3000m 00:06:21.0	6000m 00:12:28.2	9000m 00:18:28.6	12000m 00:24:14.5	15000m 00:29:36.9	18000m 00:34:58.8	21000m 00:40:38.7	27000m 00:52:48.4	30000m 00:58:02.2	33000m 01:15:02.1
70.		Brown Chris		1969	00:46:48.4	01:18:52.8 +00:19:18.1					
M 51-60		3000m 00:06:43.3	6000m 00:12:46.2	9000m 00:18:42.0	12000m 00:24:22.0	15000m 00:29:37.0	18000m 00:35:09.4	21000m 00:40:37.4	27000m 00:52:36.3	30000m 00:57:57.3	33000m 01:15:20.9

LA VUELTA VIRTUAL PARTNER **ROUVY**



Brought to you by SKODA

Stage 13 - Muros - Miradoiro do Ézaro

M 51-60

Start time UTC: 18:00:00

Rank cat	Jersey	Name	CoR	DoB	INT1	Finishtime					
71.		Merlande Erik		1969	00:45:38.4	01:19:01.3	+00:19:26.7				
M 51-60		3000m 00:06:01.2	6000m 00:11:50.1	9000m 00:17:42.1	12000m 00:23:23.2	15000m 00:28:42.0	18000m 00:33:54.5	21000m 00:39:25.2	27000m 00:51:26.5	30000m 00:56:31.2	33000m 01:15:04.0
		Username erikmide									
72.		Wharton Andrew		1968	00:46:11.0	01:19:38.4	+00:20:03.8				
M 51-60		3000m 00:05:28.0	6000m 00:11:11.2	9000m 00:17:16.0	12000m 00:23:06.0	15000m 00:28:26.8	18000m 00:34:01.9	21000m 00:39:55.3	27000m 00:52:19.7	30000m 00:57:47.5	33000m 01:15:52.9
		Username AndyJW									
73.		Batty Ken		1963	00:46:20.3	01:20:53.2	+00:21:18.6				
M 51-60		3000m 00:06:10.4	6000m 00:12:16.5	9000m 00:18:10.4	12000m 00:23:48.3	15000m 00:29:14.8	18000m 00:34:34.0	21000m 00:40:09.8	27000m 00:52:10.5	30000m 00:57:21.0	33000m 01:16:41.1
		Username Kendo1889									
74.		Fornasini Marco		1969	00:47:22.6	01:21:39.0	+00:22:04.3				
M 51-60		3000m 00:06:20.3	6000m 00:12:26.3	9000m 00:18:29.3	12000m 00:24:13.1	15000m 00:29:39.3	18000m 00:35:12.9	21000m 00:40:54.6	27000m 00:53:23.3	30000m 00:58:48.6	33000m 01:17:34.3
		Username marcofornasini									
75.		-Giacomán -Alejandro		1964	00:49:46.0	01:21:47.5	+00:22:12.9				
M 51-60		3000m 00:06:41.4	6000m 00:13:08.5	9000m 00:19:43.7	12000m 00:25:52.7	15000m 00:31:41.4	18000m 00:37:18.3	21000m 00:43:23.0	27000m 00:55:58.0	30000m 01:01:22.7	33000m 01:18:21.2
		Username giacomán									
76.		wuest Michael		1962	00:49:51.9	01:22:14.1	+00:22:39.4				
M 51-60		3000m 00:06:46.2	6000m 00:13:18.7	9000m 00:19:50.8	12000m 00:26:00.8	15000m 00:31:43.6	18000m 00:37:17.3	21000m 00:43:07.2	27000m 00:55:56.2	30000m 01:01:13.1	33000m 01:18:45.1
		Username mikeboule									
77.		JONES Mark		1963	00:52:58.5	01:23:15.1	+00:23:40.4				
M 51-60		3000m 00:13:16.3	6000m 00:19:18.5	9000m 00:25:15.6	12000m 00:30:48.4	15000m 00:36:01.2	18000m 00:41:17.6	21000m 00:46:42.6	27000m 00:58:38.3	30000m 01:03:46.3	33000m 01:19:46.7
		Username mjones5671									
78.		Acero Miguel		1965	00:52:21.8	01:25:27.5	+00:25:52.8				
M 51-60		3000m 00:12:07.6	6000m 00:18:03.4	9000m 00:24:10.5	12000m 00:29:54.3	15000m 00:35:04.7	18000m 00:40:23.6	21000m 00:46:05.5	27000m 00:58:25.2	30000m 01:03:30.1	33000m 01:21:36.7
		Username miguelacero									
79.		-VILLA -LUIS		1964	00:49:13.6	01:25:38.3	+00:26:03.7				
M 51-60		3000m 00:06:10.3	6000m 00:13:22.2	9000m 00:19:16.3	12000m 00:25:11.3	15000m 00:30:54.5	18000m 00:36:23.9	21000m 00:42:22.9	27000m 00:56:26.0	30000m 01:02:13.9	33000m 01:21:17.0
		Username jotavilla									
80.		Garcia Sebastian		1969	00:47:46.5	01:27:12.0	+00:27:37.4				
M 51-60		3000m 00:06:24.0	6000m 00:12:30.5	9000m 00:18:40.1	12000m 00:24:38.1	15000m 00:30:11.3	18000m 00:35:39.2	21000m 00:41:26.8	27000m 00:53:42.5	30000m 00:59:03.4	33000m 01:23:40.7
		Username sgseba									
81.		Lenhardt Peter		1969	00:56:22.1	01:27:42.9	+00:28:08.2				
M 51-60		3000m 00:09:37.0	6000m 00:16:24.2	9000m 00:23:02.1	12000m 00:29:42.9	15000m 00:35:40.1	18000m 00:42:22.7	21000m 00:49:18.9	27000m 01:03:06.2	30000m 01:08:53.3	33000m 01:24:33.0
		Username gaijinpl									
82.		Yurko Tony		1962	00:59:14.5	01:28:20.8	+00:28:46.1				
M 51-60		3000m 00:20:01.7	6000m 00:25:49.4	9000m 00:31:53.5	12000m 00:37:36.9	15000m 00:42:55.0	18000m 00:48:02.9	21000m 00:53:26.7	27000m 01:04:44.2	30000m 01:09:33.4	33000m 01:24:50.0
		Username TonyYurko									
83.		Marshall Rex		1963	01:00:18.8	01:31:52.2	+00:32:17.6				
M 51-60		3000m 00:16:36.0	6000m 00:22:43.2	9000m 00:28:52.0	12000m 00:38:04.1	15000m 00:43:16.2	18000m 00:48:31.0	21000m 00:54:09.8	27000m 01:05:58.9	30000m 01:11:14.7	33000m 01:28:03.6
		Username ironmanrex									
		Klopper Guido		1967		DNF					
M 51-60		3000m	6000m	9000m	12000m	15000m	18000m	21000m	27000m	30000m	33000m
		Username guidok									

LA VUELTA

VIRTUAL PARTNER

ROUVY

Santini













We Love Cycling

Brought to you by SKODA

Stage 13 - Muros - Miradoiro do Ézaro

M 51-60

Start time UTC: 18:00:00

Rank	cat	Jersey	Name	CoR	DoB	INT1	Finishtime									
			le guillou eric UASG		1968	00:41:09.5	DNF									
M 51-60							3000m	6000m	9000m	12000m	15000m	18000m	21000m	27000m	30000m	33000m
							00:05:26.0	00:10:53.3	00:16:13.1	00:21:17.7	00:25:48.8	00:30:26.4	00:35:37.6	00:46:12.4	00:50:33.3	
			Fensome Paul		1962		DNF									
M 51-60							3000m	6000m	9000m	12000m	15000m	18000m	21000m	27000m	30000m	33000m
			Christiansen Jens DK		1966		DNF									
M 51-60							3000m	6000m	9000m	12000m	15000m	18000m	21000m	27000m	30000m	33000m
			Henderson David		1961		DNF									
M 51-60							3000m	6000m	9000m	12000m	15000m	18000m	21000m	27000m	30000m	33000m
							00:05:49.3	00:11:16.9	00:16:46.0	00:22:03.7	00:27:18.7	00:32:31.5	00:37:47.0			
			Lacassin Michael		1963	00:41:53.6	DNF									
M 51-60							3000m	6000m	9000m	12000m	15000m	18000m	21000m	27000m	30000m	33000m
							00:05:39.9	00:11:11.4	00:16:46.7	00:22:06.1	00:26:46.7	00:31:29.3	00:36:26.1	00:47:23.6	00:51:56.3	
			Hußmann Stephan		1965		DNF									
M 51-60							3000m	6000m	9000m	12000m	15000m	18000m	21000m	27000m	30000m	33000m
							00:05:17.8	00:10:22.0	00:15:24.6							

LA VUELTA

VIRTUAL PARTNER

ROUVY

Santini

We Love Cycling

Brought to you by  SKODA

Stage 13 - Muros - Miradoiro do Ézaro

M 60+

Start time UTC: 18:00:00

Rank cat	Jersey	Name	CoR	DoB	INT1	Finishtime					
1.		maricq andres		1956	00:36:22.6	01:01:41.4 +00:00:00.0					
M 60+		3000m 00:04:38.8	6000m 00:09:13.7	9000m 00:13:53.4	12000m 00:18:29.6	15000m 00:22:46.3	18000m 00:27:03.0	21000m 00:31:31.3	27000m 00:40:59.8	30000m 00:45:07.5	33000m 00:58:42.6
2.		-Smith -Rob		1949	00:36:59.3	01:04:25.7 +00:02:44.2					
M 60+		3000m 00:05:31.0	6000m 00:10:25.0	9000m 00:15:14.0	12000m 00:19:48.3	15000m 00:23:58.9	18000m 00:28:04.0	21000m 00:32:23.5	27000m 00:41:23.0	30000m 00:45:13.6	33000m 01:01:04.0
3.		Saunders Kevin		1959	00:40:00.0	01:06:03.7 +00:04:22.2					
M 60+		3000m 00:05:12.9	6000m 00:10:24.0	9000m 00:15:29.8	12000m 00:20:26.9	15000m 00:25:06.4	18000m 00:29:47.9	21000m 00:34:43.9	27000m 00:45:01.2	30000m 00:49:30.8	33000m 01:03:05.4
4.		Bogwald Kjell Petter		1956	00:40:16.2	01:06:10.1 +00:04:28.7					
M 60+		3000m 00:05:09.8	6000m 00:10:21.0	9000m 00:15:35.7	12000m 00:20:35.4	15000m 00:25:25.7	18000m 00:30:09.2	21000m 00:34:59.7	27000m 00:45:17.3	30000m 00:49:54.9	33000m 01:03:16.2
5.		Spang Ulf		1957	00:40:27.7	01:06:49.8 +00:05:08.3					
M 60+		3000m 00:04:59.9	6000m 00:10:11.0	9000m 00:15:28.1	12000m 00:20:31.8	15000m 00:25:17.5	18000m 00:29:59.1	21000m 00:35:01.8	27000m 00:45:32.4	30000m 00:50:13.1	33000m 01:03:50.5
6.		Kiester Bill		1956	00:41:05.4	01:08:46.4 +00:07:04.9					
M 60+		3000m 00:05:19.9	6000m 00:10:28.1	9000m 00:15:45.1	12000m 00:20:52.9	15000m 00:25:44.3	18000m 00:30:34.1	21000m 00:35:35.9	27000m 00:46:13.3	30000m 00:50:59.5	33000m 01:05:27.5
7.		Tomie Larry		1956	00:43:27.4	01:11:48.6 +00:10:07.1					
M 60+		3000m 00:05:42.0	6000m 00:11:23.0	9000m 00:16:59.9	12000m 00:22:27.2	15000m 00:27:33.8	18000m 00:32:29.6	21000m 00:37:44.0	27000m 00:48:48.8	30000m 00:53:42.4	33000m 01:08:47.3
8.		Worry Alfred		1948	00:42:49.6	01:12:28.9 +00:10:47.4					
M 60+		3000m 00:05:34.0	6000m 00:11:08.2	9000m 00:16:38.1	12000m 00:21:50.0	15000m 00:26:51.8	18000m 00:31:46.5	21000m 00:37:08.4	27000m 00:48:22.1	30000m 00:53:10.7	33000m 01:09:03.4
9.		Leiss Peter		1953	00:42:13.5	01:14:20.9 +00:12:39.4					
M 60+		3000m 00:06:08.1	6000m 00:11:36.1	9000m 00:17:05.3	12000m 00:22:26.9	15000m 00:27:25.6	18000m 00:32:04.4	21000m 00:36:57.1	27000m 00:47:22.0	30000m 00:51:44.6	33000m 01:10:28.7
10.		Schnurr Lukas		1957	00:46:45.8	01:16:49.3 +00:15:07.8					
M 60+		3000m 00:06:47.3	6000m 00:12:52.6	9000m 00:18:53.5	12000m 00:24:37.6	15000m 00:30:02.1	18000m 00:35:17.1	21000m 00:40:51.7	27000m 00:52:19.4	30000m 00:57:30.0	33000m 01:13:33.8
11.		B Roger		1955	00:47:04.1	01:17:17.6 +00:15:36.1					
M 60+		3000m 00:06:00.3	6000m 00:12:11.4	9000m 00:18:12.2	12000m 00:24:02.1	15000m 00:29:33.9	18000m 00:34:55.6	21000m 00:40:41.7	27000m 00:53:07.5	30000m 00:58:36.1	33000m 01:13:54.5
12.		-Dowler -Rob		1957	00:44:25.6	01:17:45.2 +00:16:03.7					
M 60+		3000m 00:06:01.1	6000m 00:11:55.1	9000m 00:17:46.4	12000m 00:23:20.3	15000m 00:28:21.0	18000m 00:33:21.4	21000m 00:38:45.1	27000m 00:49:58.1	30000m 00:54:46.6	33000m 01:13:56.7
13.		Herzog Patrick		1950	00:47:41.0	01:19:21.7 +00:17:40.2					
M 60+		3000m 00:06:08.2	6000m 00:12:26.3	9000m 00:18:36.2	12000m 00:24:29.2	15000m 00:30:07.2	18000m 00:35:32.7	21000m 00:41:24.7	27000m 00:53:44.4	30000m 00:59:19.7	33000m 01:15:48.9
14.		Ferguson Don		1945	00:50:21.8	01:22:36.8 +00:20:55.3					
M 60+		3000m 00:06:41.5	6000m 00:13:07.7	9000m 00:19:43.5	12000m 00:25:59.5	15000m 00:31:53.6	18000m 00:37:39.3	21000m 00:43:48.1	27000m 00:56:33.8	30000m 01:02:12.1	33000m 01:19:03.6

LA VUELTA VIRTUAL PARTNER **ROUVY**



Stage 13 - Muros - Miradoiro do Ézaro

M 60+

Start time UTC: 18:00:00

Rank cat	Jersey	Name	CoR	DoB	INT1	Finishtime									
15.		Funke Wolfgang		1958	00:48:36.6	01:23:12.2 +00:21:30.7									
M 60+						3000m	6000m	9000m	12000m	15000m	18000m	21000m	27000m	30000m	33000m
						00:06:46.2	00:13:10.7	00:19:24.4	00:25:24.4	00:31:06.5	00:36:37.0	00:42:20.8	00:54:27.0	00:59:42.7	01:19:10.4
16.		de Keijzer Henk		1958	00:52:23.4	01:25:22.2 +00:23:40.7									
M 60+						3000m	6000m	9000m	12000m	15000m	18000m	21000m	27000m	30000m	33000m
						00:06:52.5	00:13:38.5	00:20:19.3	00:26:51.9	00:33:01.6	00:39:04.6	00:45:28.4	00:58:50.5	01:04:39.3	01:21:38.0
17.		Kesch Ela		1959	00:54:06.6	01:26:19.7 +00:24:38.2									
M 60+						3000m	6000m	9000m	12000m	15000m	18000m	21000m	27000m	30000m	33000m
						00:06:00.2	00:11:43.2	00:17:46.5	00:23:27.2	00:29:29.2	00:42:22.8	00:48:10.0	00:59:40.7	01:04:40.5	01:22:47.3
18.		van Vreede Cees ??????		1947	00:51:16.0	01:26:56.2 +00:25:14.7									
M 60+						3000m	6000m	9000m	12000m	15000m	18000m	21000m	27000m	30000m	33000m
						00:06:50.3	00:13:52.8	00:20:30.6	00:26:50.8	00:32:52.5	00:38:37.1	00:44:42.0	00:57:20.2	01:02:48.1	01:22:49.3
19.		JARAMILLO LUIS		1954	00:52:37.5	01:28:03.3 +00:26:21.8									
M 60+						3000m	6000m	9000m	12000m	15000m	18000m	21000m	27000m	30000m	33000m
						00:06:52.3	00:13:56.9	00:20:47.6	00:27:23.0	00:33:29.5	00:39:23.4	00:45:43.8	00:59:24.7	01:05:12.8	01:24:04.7
20.		Knetsch Werner Berlin Bike Team		1953	00:50:23.4	01:28:53.8 +00:27:12.3									
M 60+						3000m	6000m	9000m	12000m	15000m	18000m	21000m	27000m	30000m	33000m
						00:06:58.6	00:13:31.8	00:20:09.4	00:26:17.7	00:31:57.3	00:37:35.2	00:43:45.9	00:57:09.9	01:02:21.1	01:24:20.2
21.		Mokbel Georges Beaconsfield Cycling Club		1951	00:53:22.0	01:31:34.6 +00:29:53.1									
M 60+						3000m	6000m	9000m	12000m	15000m	18000m	21000m	27000m	30000m	33000m
						00:07:12.6	00:14:22.8	00:22:56.2	00:29:18.2	00:35:29.1	00:40:57.5	00:46:50.6	00:59:44.6	01:05:27.4	01:27:02.2
22.		HAGGARD David TBD		1957	01:04:02.4	01:41:40.8 +00:39:59.3									
M 60+						3000m	6000m	9000m	12000m	15000m	18000m	21000m	27000m	30000m	33000m
						00:08:21.7	00:17:29.0	00:26:34.7	00:34:29.9	00:41:50.9	00:48:39.9	00:56:24.8	01:12:27.5	01:18:41.3	01:37:39.1
		Bormann René UCNE		1953		DNF									
M 60+						3000m	6000m	9000m	12000m	15000m	18000m	21000m	27000m	30000m	33000m
						00:05:55.2	00:11:51.9								
		-Foltyn -Pavel		1959		DNF									
M 60+						3000m	6000m	9000m	12000m	15000m	18000m	21000m	27000m	30000m	33000m
						00:04:59.5	00:09:55.1	00:15:02.0	00:20:02.5						
		Heer Ruedi VC Steinhausen		1947	00:37:24.1	DNF									
M 60+						3000m	6000m	9000m	12000m	15000m	18000m	21000m	27000m	30000m	33000m
						00:04:55.9	00:09:31.1	00:14:09.5	00:18:46.3	00:23:13.1	00:27:39.8	00:32:21.3	00:42:09.8	00:46:31.7	
		Ormerod David SidneyVelo		1945	00:52:49.8	DNF									
M 60+						3000m	6000m	9000m	12000m	15000m	18000m	21000m	27000m	30000m	33000m
						00:06:35.5	00:13:18.6	00:20:25.8	00:26:53.6	00:33:03.4	00:38:59.5	00:45:28.3	01:00:04.7	01:06:10.8	



LA VUELTA VIRTUAL PARTNER **ROUVY**



Stage 13 - Muros - Miradoiro do Ézaro

W 21-30

Start time UTC: 18:00:00

Rank cat	Jersey	Name	CoR	DoB	INT1	Finishtime					
1.		Klembarova Jana		1994	00:44:30.1	01:14:59.4 +00:00:00.0					
		Username janka142									
W 21-30		3000m	6000m	9000m	12000m	15000m	18000m	21000m	27000m	30000m	33000m
		00:05:31.0	00:11:06.3	00:16:51.2	00:22:31.1	00:27:51.6	00:33:02.5	00:38:33.4	00:50:03.1	00:54:58.0	01:11:28.4



Brought to you by  SKODA

Stage 13 - Muros - Miradoiro do Ézaro

W 41-50

Start time UTC: 18:00:00

Rank	cat	Jersey	Name	CoR	DoB	INT1	Finishtime									
1.			Guelfa Bianca Blokko Racing Team		1971	00:43:08.8	01:12:01.0 +00:00:00.0									
	W 41-50		3000m 6000m 9000m 12000m 15000m 18000m 21000m 27000m 30000m 33000m				00:05:29.9	00:10:55.2	00:16:27.0	00:21:46.7	00:26:57.5	00:32:04.5	00:37:20.3	00:48:26.7	00:53:20.6	01:08:40.8
2.			--		1977	00:49:26.5	01:20:20.6 +00:08:19.5									
	W 41-50		3000m 6000m 9000m 12000m 15000m 18000m 21000m 27000m 30000m 33000m				00:10:29.2	00:16:16.9	00:22:07.1	00:27:43.7	00:32:58.6	00:38:09.1	00:43:30.9	00:54:55.8	00:59:53.7	01:16:36.1
3.			Michon Mel		1977	00:47:36.7	01:25:17.2 +00:13:16.1									
	W 41-50		3000m 6000m 9000m 12000m 15000m 18000m 21000m 27000m 30000m 33000m				00:06:07.3	00:12:17.6	00:18:29.2	00:24:22.2	00:29:56.3	00:35:18.7	00:41:13.6	00:53:47.9	00:59:11.7	01:20:54.7
4.			Compostella Chiara Argonauts		1978	00:51:29.8	01:26:55.4 +00:14:54.4									
	W 41-50		3000m 6000m 9000m 12000m 15000m 18000m 21000m 27000m 30000m 33000m				00:06:34.0	00:13:22.4	00:20:09.5	00:26:38.5	00:32:41.7	00:38:28.2	00:44:45.3	00:57:45.1	01:03:27.2	01:23:15.0
5.			rankin shannon Death Guild Thunderdome		1973	00:56:20.4	01:32:38.1 +00:20:37.1									
	W 41-50		3000m 6000m 9000m 12000m 15000m 18000m 21000m 27000m 30000m 33000m				00:09:44.1	00:16:54.9	00:23:52.3	00:30:33.5	00:36:41.1	00:42:31.8	00:48:53.8	01:03:00.2	01:08:53.3	01:28:12.9
6.			Leonte Madalina		1974	00:58:01.5	01:43:40.1 +00:31:39.0									
	W 41-50		3000m 6000m 9000m 12000m 15000m 18000m 21000m 27000m 30000m 33000m				00:07:21.3	00:14:23.4	00:21:28.6	00:28:45.0	00:35:56.0	00:42:42.0	00:49:42.0	01:05:26.4	01:11:57.4	01:38:05.3

LA VUELTA

VIRTUAL PARTNER

ROUVY

Santini



We Love Cycling

Brought to you by SKODA

Stage 13 - Muros - Miradoiro do Ézaro

W 50+

Start time UTC: 18:00:00

Rank cat	Jersey	Name	CoR	DoB	INT1	Finishtime					
1.		Pinlet Corentin		1969	00:55:04.6	01:36:01.8 +00:00:00.0					
				Username coco_98							
W 50+		3000m	6000m	9000m	12000m	15000m	18000m	21000m	27000m	30000m	33000m
		00:07:21.7	00:14:46.7	00:21:51.1	00:28:42.0	00:35:06.6	00:41:09.9	00:47:53.0	01:01:47.8	01:07:53.9	01:31:02.8



Brought to you by  SKODA